

NTI DAY

15



Harrison County Schools

Name: _____

Grade: 1ST

Teacher: _____

Complete within 2 weeks of returning to school.

NTI Day # 15

Reading

1. Today you will have another writing prompt. You will need the book again for this prompt. Look at the pages given and answer the question. Be sure to use your neatest handwriting and check for capital letters and punctuation.
 2. Review your weekly vocabulary words. Complete the words to know paper that is provided. Find the word that best completes the sentence and write in the blank.
 3. Choose any book to read. Read with an adult and discuss your story. Write the book you chose below
-

Look at pages 166 and 167. What happens when Goose tells Beaver the sky is falling?



Name _____

Little Rabbit's Tale
High-Frequency Words


Words to Know

 Write the word that completes the sentence.

Words to Know

want door mother wash

1.



I _____ that
blue fish.

2.



Mel asked her _____
for some paper.

3.



Open the _____
and come in.

4.



She must _____
the dishes.




Solve

Name _____



How can you use connecting cubes to tell how long the pencil is?



Lesson 12-3

Use Units to Measure Length

I can ...

use objects, like cubes, to measure length.

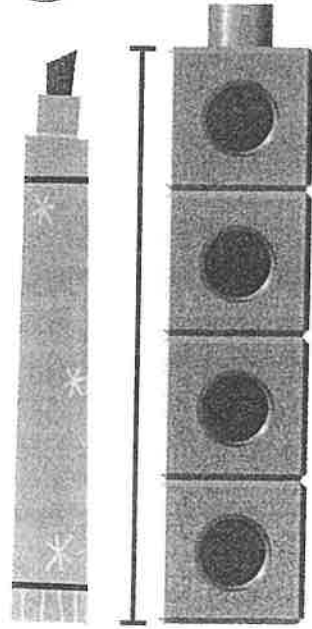
Content Standard 1.MD.A.2
Mathematical Practices MP.4,
MP.5



The pencil is _____ long.





Use copies of a shorter object to **measure** a longer object. Lay each copy of the shorter object end to end. This will be the **length unit**.



The marker is 4 cubes long!

Don't leave gaps or overlap the cubes. Your measurement won't be right.

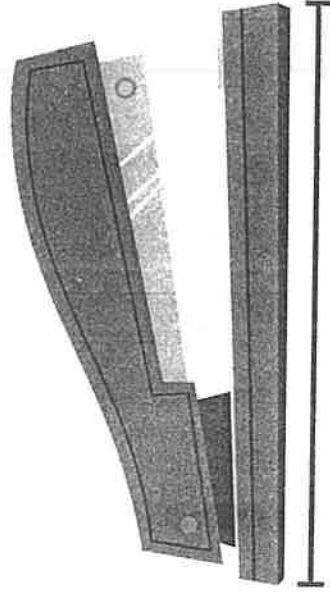


Do You Understand?

Show Me! Why do you have to line up the left edge of the cubes with the left edge of the marker?

☆ **Guided Practice** Use cubes to measure the length.

1.



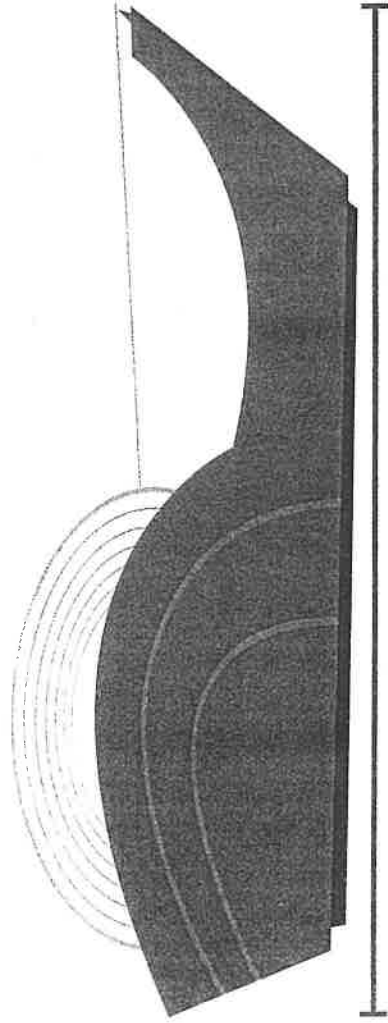
2.



Name _____

Independent Practice ☆ Use cubes to measure the length.

3.




4.




5. Higher Order Thinking Measure the length and the height of the calculator.

Then tell how much taller the calculator is than it is long.




Measure



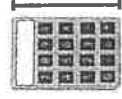
The

is _____ cubes long.




The

is _____ cubes tall.




The

is _____ cube more than the




6. © **MP.5 Use Tools** Measure the length of the eraser. Can the eraser fit inside a box that is 4 cubes long?
Circle **Yes** or **No**.

Yes No



7. © **MP.5 Use Tools** Measure the length of the paintbrush. Can the paintbrush fit inside a case that is 5 cubes long?
Circle **Yes** or **No**.

Yes No



8. **Higher Order Thinking** Find an object that looks like it is about 10 cubes long. Measure the length and the height of the object. Then tell if your object is longer or taller.

Measure:

long tall

My object is .

9. © **Assessment** Which is **NOT** the correct length of the marker shown? Choose all that apply.



20

10

5

1

NTI DAY #15

PHONICS/FUNDATIONS

Dear Parents/Guardians,

You will check to see if your student has learned the -oa sound. Your student will also write sounds, review words, current words and a sentence. This will be completed on the Check-up page.

Parent says

I will give you 3 sounds and you will write the letters that make the sounds.

You will dictate 1-3 sounds. After each sound, have student repeat the sound before writing it. Your student will write the correct letters for each sound.

1. /ing/ 2. /all/ 3. /qu/

Parent says

Now, I will give you 2 Review words to write.

You will dictate 1-2 review words. After each review word, have student repeat it back before writing it.

1. sheds 2. bank

Parents says

Now, I will give you 2 Current words to write.

You will dictate 1-2 current words. After each review word, have student repeat it back before writing it.

1. coast 2. roam

Now, you will dictate a sentence for your student to write. Support your student by counting the number of words in the sentence. Then have your student repeat the sentence back to you before beginning to write.

Parent says

The toad will croak in the dark.

Today's Date: _____

Check-up

Sounds







1

2

3



Review Words







1

2



Current Words







1

2



Sentence







1











Technology Day 15

Pick one of the activities below


First Grade Students

On-line activities: Go to abcya.com and play keyboard Zoo2 for 15 minutes.

https://www.abcya.com/games/keyboarding_practice_2

OR

Unplugged Activity: Use the paper keyboard to practice typing the site words that are below the keyboard. Check off each word after you type it.



- over
- new
- sound
- take
- only
- little
- work
- know
- place
- years