

NTI DAY 4



Harrison County Schools

Name: _____

Grade: 1

Teacher: _____

Complete within 2 weeks of returning to school.

Student Name: _____

First Grade

Day 4 Checklist

___ Read - 15 minutes

adult signature to verify reading time

___ Practice Sight Word List - 5 minutes

___ Reading Lesson - 40 minutes

OR

___ EXACT PATH (reading)*

___ Math Lesson - Word Problems - 45 minutes

OR

___ EXACT PATH (math)*

___ Fact Fluency - 15 minutes

___ Specials Activities - 45 minutes

Students have the option of logging into their EXACT PATH account and completing activities. Although this is a new program for Harrison County, your student SHOULD know how to log in. Students can use tablets, smart phones, or computers to access their individual learning path.

On each NTI day, teachers will log in as well to check and monitor student activity, IF the student has chosen this option.

First Grade Journeys Sight Words

and	away	blue	two
be	call	cold	watch
help	come	far	bird
play	every	little	both
with	hear	live	eyes
you	said	their	fly
for	animal	water	long
have	how	where	or
he	make	been	those
look	of	brown	walk
too	some	know	around
what	why	never	because
do	her	off	before
find	now	out	bring
funny	our	own	carry
no	she	very	light
sing	today	down	show
they	would	fall	think
all	after	goes	about
does	draw	green	by
here	pictures	grow	car
me	read	new	could
my	was	open	don't
who	write	yellow	maybe
friend	eat	four	sure
full	give	five	there
good	one	into	first
hold	put	over	food
many	small	starts	ground
pull	take	three	right

First Grade Journeys Sight Words

sometimes	eight	above	thought
these	follow	bear	took
under	learning	even	brothers
your	until	pushed	everyone
done	years	studied	field
great	young	surprised	loved
laugh	again	teacher	most
paper	along	toward	only
soon	began	always	people
talk	boy	different	sorry
were	father	enough	
work	house	happy	
door	nothing	high	
more	together	near	
mother	almost	once	
old	country	stories	
try	covers	across	
use	earth	ball	
want	kinds	cried	
wash	ready	head	
few	soil	heard	
loudly	warms	large	
night	buy	second	
noise	city	should	
shall	family	beautiful	
story	myself	caught	
window	party	friendship	
world	please	idea	
baby	school	listen	
begins	seven	minute	




Parents, For Your Information: 34 words, 4 new words—
something, new, what, do

LISTEN to your
child read this
story aloud.


Something new

Sam will go out.
Sam will run. It is
something new.
He will go up.



Sam will look down.
What will Sam do?
Sam will jump.

He will jump down.
LOOK! Sam will RUN!





Dear Parents,

As your child reads this story out loud to you, listen carefully for any voice inflections. The voice should go up slightly when there is a question and should show some excitement when there is an exclamation mark. Attention to changes in voice inflection and to punctuation are evidence of comprehension of the story line. If your child does not notice these things at first, try reading the story together. As you read together, make the appropriate changes in your own voice. Then see if your child will imitate you as you read through the story a third time.

Skill

Changing Voice Inflection;
Using Question/Exclamation Marks

We completed this assignment together.

(Child's Signature)

(Parent's Signature)

The Questions



Using a red crayon or marker, help your child add the correct ending punctuation to the following sentences:

Sam will go to the water

What will Sam do

Sam will see a cat

Sam is scared

Will Sam look down

Sam will run and run and run

Name: _____

Where Do You Hear It?

Do you hear the sound at the BEGINNING, MIDDLE, or END?
Circle the right answer.

1. I hear the **t** in



at the B M E

2. I hear the **a** in



at the B M E

3. I hear the **v** in



at the B M E

4. I hear the **p** in



at the B M E

5. I hear the **g** in



at the B M E

6. I hear the **f** in



at the B M E

7. I hear the **s** in



at the B M E

8. I hear the **a** in



at the B M E

9. I hear the **t** in



at the B M E

10. I hear the **fl** in



at the B M E

Name _____

Word Problem:

Sal has 8 games. His mom gives him 1 more game. How many games does Sal have?

I can draw a picture of the problem:

I can show the problem on a ten frame:

My Answer
is:

I can write an equation for the problem:

$$\underline{\quad} + \underline{\quad} = \underline{\quad}$$

Name _____

Word Problem:

Pat has 7 hats. He gives 3 of his hats away. How many hats does Pat have now?

I can draw a picture of the problem:

I can show the problem on a ten frame:

My Answer
is:

I can write an equation for the problem:

_____ - _____ = _____

Name _____

Write the missing numbers.

1	2	3	4		6	7	8	9	
11	12	13	14		16	17	18	19	
21	22	23	24		26	27	28	29	
31	32	33	34		36	37	38	39	
41	42	43	44		46	47	48	49	
51	52	53	54		56	57	58	59	
61	62	63	64		66	67	68	69	
71	72	73	74		76	77	78	79	
81	82	83	84		86	87	88	89	
91	92	93	94		96	97	98	99	
101	102	103	104		106	107	108	109	
111	112	113	114		116	117	118	119	

Fact Fluency

Name: _____

Addition

$$\begin{array}{r} 4 \\ + 1 \\ \hline \end{array}$$

$$\begin{array}{r} 4 \\ + 3 \\ \hline \end{array}$$

$$\begin{array}{r} 4 \\ + 7 \\ \hline \end{array}$$

$$\begin{array}{r} 4 \\ + 6 \\ \hline \end{array}$$

$$\begin{array}{r} 4 \\ + 4 \\ \hline \end{array}$$

$$\begin{array}{r} 4 \\ + 9 \\ \hline \end{array}$$

$$\begin{array}{r} 4 \\ + 2 \\ \hline \end{array}$$

$$\begin{array}{r} 4 \\ + 0 \\ \hline \end{array}$$

$$\begin{array}{r} 4 \\ + 5 \\ \hline \end{array}$$

$$\begin{array}{r} 4 \\ + 8 \\ \hline \end{array}$$

$$\begin{array}{r} 4 \\ + 4 \\ \hline \end{array}$$

$$\begin{array}{r} 4 \\ + 10 \\ \hline \end{array}$$

$$\begin{array}{r} 4 \\ + 6 \\ \hline \end{array}$$

$$\begin{array}{r} 4 \\ + 9 \\ \hline \end{array}$$

$$\begin{array}{r} 4 \\ + 1 \\ \hline \end{array}$$

$$\begin{array}{r} 4 \\ + 2 \\ \hline \end{array}$$

$$\begin{array}{r} 4 \\ + 4 \\ \hline \end{array}$$

$$\begin{array}{r} 4 \\ + 8 \\ \hline \end{array}$$

$$\begin{array}{r} 4 \\ + 7 \\ \hline \end{array}$$

$$\begin{array}{r} 4 \\ + 3 \\ \hline \end{array}$$

$$4 + 4 = \underline{\quad}$$

$$4 + 10 = \underline{\quad}$$

Fact Fluency

Name: _____

Addition

$$\begin{array}{r} 5 \\ + 1 \\ \hline \\ \hline \end{array}$$

$$\begin{array}{r} 5 \\ + 3 \\ \hline \\ \hline \end{array}$$

$$\begin{array}{r} 5 \\ + 7 \\ \hline \\ \hline \end{array}$$

$$\begin{array}{r} 5 \\ + 6 \\ \hline \\ \hline \end{array}$$

$$\begin{array}{r} 5 \\ + 4 \\ \hline \\ \hline \end{array}$$

$$\begin{array}{r} 5 \\ + 9 \\ \hline \\ \hline \end{array}$$

$$\begin{array}{r} 5 \\ + 2 \\ \hline \\ \hline \end{array}$$

$$\begin{array}{r} 5 \\ + 0 \\ \hline \\ \hline \end{array}$$

$$\begin{array}{r} 5 \\ + 5 \\ \hline \\ \hline \end{array}$$

$$\begin{array}{r} 5 \\ + 8 \\ \hline \\ \hline \end{array}$$

$$\begin{array}{r} 5 \\ + 4 \\ \hline \\ \hline \end{array}$$

$$\begin{array}{r} 5 \\ + 10 \\ \hline \\ \hline \end{array}$$

$$\begin{array}{r} 5 \\ + 6 \\ \hline \\ \hline \end{array}$$

$$\begin{array}{r} 5 \\ + 9 \\ \hline \\ \hline \end{array}$$

$$\begin{array}{r} 5 \\ + 1 \\ \hline \\ \hline \end{array}$$

$$\begin{array}{r} 5 \\ + 2 \\ \hline \\ \hline \end{array}$$

$$\begin{array}{r} 5 \\ + 4 \\ \hline \\ \hline \end{array}$$

$$\begin{array}{r} 5 \\ + 8 \\ \hline \\ \hline \end{array}$$

$$\begin{array}{r} 5 \\ + 7 \\ \hline \\ \hline \end{array}$$

$$\begin{array}{r} 5 \\ + 3 \\ \hline \\ \hline \end{array}$$

$$5 + 5 = \underline{\quad}$$

$$5 + 10 = \underline{\quad}$$

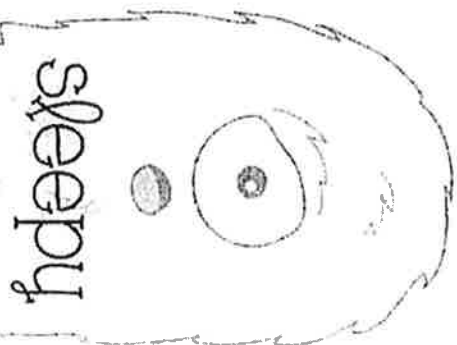
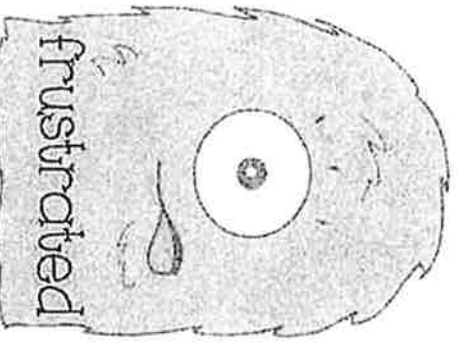
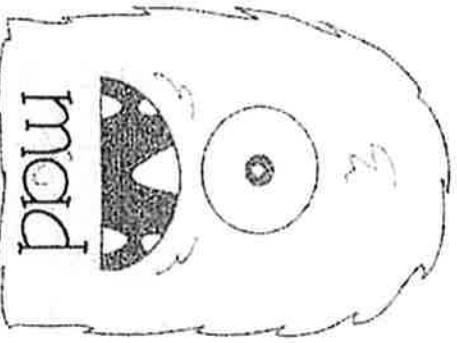
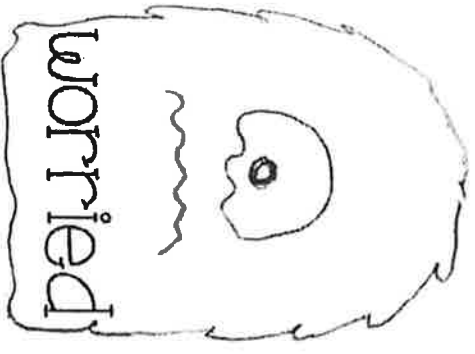

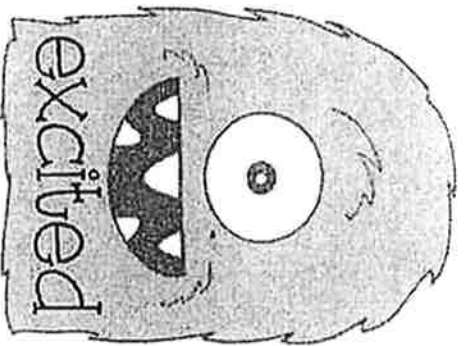
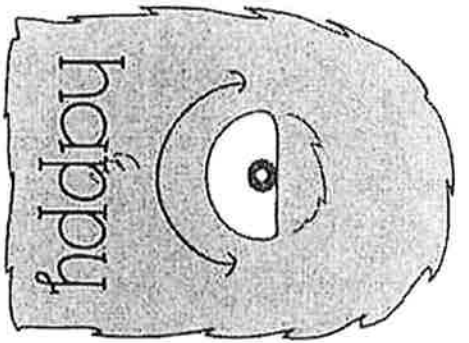
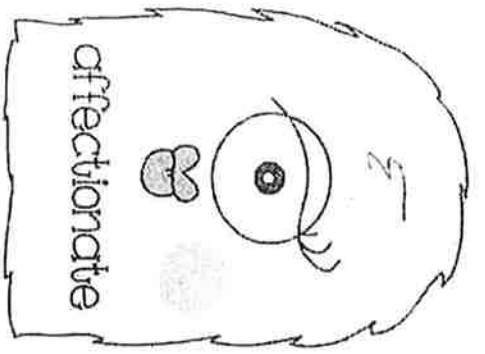
Name: _____

1st Grade Practical Living and Career Studies

NTI Materials

Directions:

1. *Cut and paste/tape the characters onto "The Way I Feel" worksheet above the correct emotion word.*
2. *In the box on "The Way I Feel" worksheet, draw and color how you are feeling today.*



Cut and paste/tape the characters onto "The Way I Feel" worksheet above the correct emotion word.

The Wavy Feel

I Feel

happy affectionate excited

sad frustrated sleepy worried mad