

NTI DAY 3



Harrison County Schools

Name: _____

Grade: 1

Teacher: _____

Complete within 2 weeks of returning to school.

Student Name: _____

First Grade

Day 3 Checklist

____ Read - 15 minutes adult signature to verify reading time

____ Practice Sight Word List - 5 minutes

____ Reading Lesson - 40 minutes OR _____ EXACT PATH (reading)*

____ Math Lesson - Word Problems - 45 minutes OR _____ EXACT PATH (math)*

____ Fact Fluency - 15 minutes

____ Specials Activities - 45 minutes

Students have the option of logging into their EXACT PATH account and completing activities. Although this is a new program for Harrison County, your student SHOULD know how to log in. Students can use tablets, smart phones, or computers to access their individual learning path.

On each NTI day, teachers will log in as well to check and monitor student activity, IF the student has chosen this option.

First Grade Journeys Sight Words

and	away	blue	two
be	call	cold	watch
help	come	far	bird
play	every	little	both
with	hear	live	eyes
you	said	their	fly
for	animal	water	long
have	how	where	or
he	make	been	those
look	of	brown	walk
too	some	know	around
what	why	never	because
do	her	off	before
find	now	out	bring
funny	our	own	carry
no	she	very	light
sing	today	down	show
they	would	fall	think
all	after	goes	about
does	draw	green	by
here	pictures	grow	car
me	read	new	could
my	was	open	don't
who	write	yellow	maybe
friend	eat	four	sure
full	give	five	there
good	one	into	first
hold	put	over	food
many	small	starts	ground
pull	take	three	right

First Grade Journeys Sight Words

sometimes	eight	above	thought
these	follow	bear	took
under	learning	even	brothers
your	until	pushed	everyone
done	years	studied	field
great	young	surprised	loved
laugh	again	teacher	most
paper	along	toward	only
soon	began	always	people
talk	boy	different	sorry
were	father	enough	
work	house	happy	
door	nothing	high	
more	together	near	
mother	almost	once	
old	country	stories	
try	covers	across	
use	earth	ball	
want	kinds	cried	
wash	ready	head	
few	soil	heard	
loudly	warms	large	
night	buy	second	
noise	city	should	
shall	family	beautiful	
story	myself	caught	
window	party	friendship	
world	please	idea	
baby	school	listen	
begins	seven	minute	




Parents, For Your Information: 30 words, 4 new words—
in, here, out, it

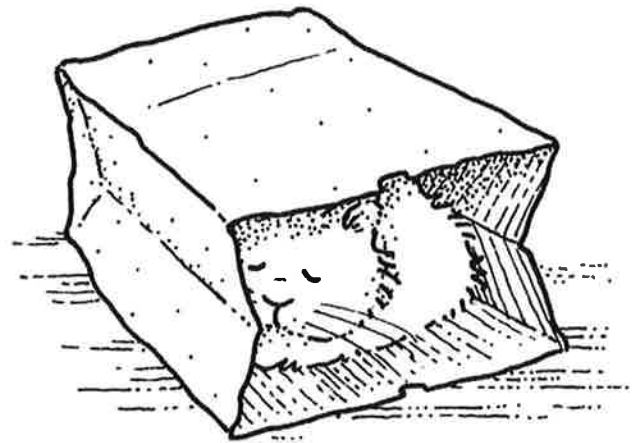
LISTEN to y
child read this
story aloud.

Sam is in

Sam will go in here.
He is in. Sam likes to
go in. He will look out.



Sam likes it in here.
Sam will sleep. Sam
will sleep in here.





Dear Parents,

Before your child begins to read this story, look at the illustrations and point to the picture of the sleeping cat. Ask your child what the cat is doing. Then ask what sounds he or she can hear in the word sleep. Your child will probably respond, /s/, /sl/, or /ē/. Next ask your child to find a word in the story that has some of those sounds. With your child, circle or underline the word sleep so it will be easy to read (the sounds will be familiar) when he or she gets to that point of the story. This is a great technique to use for far more difficult words in more advanced reading.

Skill
Identifying the /ē/ Sound

We completed this assignment together.

(Child's Signature)

(Parent's Signature)

The Questions



Go on a "long-e" hunt. Many of the words in this story have a "long e." That means that you say the name of the letter e when you say the word. Below, write all of the "long-e" words in the story (be sure to write a "long-e" word every time it appears in the story):

Bonus: Which word has an e that is not the long sound? _____

Name: _____

Which Spelling Is Right?

Look at each picture. Then circle the correct spelling of the word.

1.



- bat
- bart
- brat

4.



- glad
- lad
- gald

2.



- sap
- snat
- snap

5.



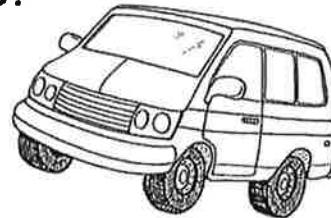
- flag
- lafg
- falg

3.



- clalm
- cam
- clam

6.

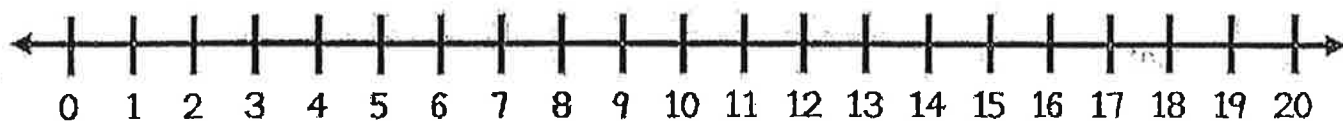


- van
- than
- fan

Name _____

Word Problem:

Jen has 4 blue socks, 2 red socks, and 2 pink socks. How many socks does Jen have in all?



I can draw a picture of the problem:

I can show the problem on a twenty frame:

My Answer
is:

I can write an equation for the problem:

$$\underline{\quad} + \underline{\quad} + \underline{\quad} = \underline{\quad}$$

Name _____

Word Problem:

Kelly has 8 dolls. She lets Jen play with 5 dolls. How many dolls does Kelly have left?

I can draw a picture of the problem:

I can show the problem on a ten frame:

My Answer
is:

I can write an equation for the problem:

$$\underline{\quad} - \underline{\quad} = \underline{\quad}$$

Name _____

Write the missing numbers.

1		3		5		7		9	
11		13		15		17		19	
21		23		25		27		29	
31		33		35		37		39	
41		43		45		47		49	
51		53		55		57		59	
61		63		65		67		69	
71		73		75		77		79	
81		83		85		87		89	
91		93		95		97		99	
101		103		105		107		109	
111		113		115		117		119	

Fact Fluency

Name: _____

Addition

$$\begin{array}{r} 7 \\ + 1 \\ \hline \end{array}$$

$$\begin{array}{r} 7 \\ + 3 \\ \hline \end{array}$$

$$\begin{array}{r} 7 \\ + 7 \\ \hline \end{array}$$

$$\begin{array}{r} 7 \\ + 6 \\ \hline \end{array}$$

$$\begin{array}{r} 7 \\ + 4 \\ \hline \end{array}$$

$$\begin{array}{r} 7 \\ + 9 \\ \hline \end{array}$$

$$\begin{array}{r} 7 \\ + 2 \\ \hline \end{array}$$

$$\begin{array}{r} 7 \\ + 0 \\ \hline \end{array}$$

$$\begin{array}{r} 7 \\ + 5 \\ \hline \end{array}$$

$$\begin{array}{r} 7 \\ + 8 \\ \hline \end{array}$$

$$\begin{array}{r} 7 \\ + 4 \\ \hline \end{array}$$

$$\begin{array}{r} 7 \\ + 10 \\ \hline \end{array}$$

$$\begin{array}{r} 7 \\ + 6 \\ \hline \end{array}$$

$$\begin{array}{r} 7 \\ + 9 \\ \hline \end{array}$$

$$\begin{array}{r} 7 \\ + 1 \\ \hline \end{array}$$

$$\begin{array}{r} 7 \\ + 2 \\ \hline \end{array}$$

$$\begin{array}{r} 7 \\ + 4 \\ \hline \end{array}$$

$$\begin{array}{r} 7 \\ + 8 \\ \hline \end{array}$$

$$\begin{array}{r} 7 \\ + 7 \\ \hline \end{array}$$

$$\begin{array}{r} 7 \\ + 3 \\ \hline \end{array}$$

$$7 + 7 = \underline{\quad}$$

$$7 + 10 = \underline{\quad}$$

Fact Fluency

Name: _____

Addition

$$\begin{array}{r} 6 \\ + 1 \\ \hline \end{array}$$

$$\begin{array}{r} 6 \\ + 3 \\ \hline \end{array}$$

$$\begin{array}{r} 6 \\ + 7 \\ \hline \end{array}$$

$$\begin{array}{r} 6 \\ + 6 \\ \hline \end{array}$$

$$\begin{array}{r} 6 \\ + 4 \\ \hline \end{array}$$

$$\begin{array}{r} 6 \\ + 9 \\ \hline \end{array}$$

$$\begin{array}{r} 6 \\ + 2 \\ \hline \end{array}$$

$$\begin{array}{r} 6 \\ + 0 \\ \hline \end{array}$$

$$\begin{array}{r} 6 \\ + 5 \\ \hline \end{array}$$

$$\begin{array}{r} 6 \\ + 8 \\ \hline \end{array}$$

$$\begin{array}{r} 6 \\ + 4 \\ \hline \end{array}$$

$$\begin{array}{r} 6 \\ + 10 \\ \hline \end{array}$$

$$\begin{array}{r} 6 \\ + 6 \\ \hline \end{array}$$

$$\begin{array}{r} 6 \\ + 9 \\ \hline \end{array}$$

$$\begin{array}{r} 6 \\ + 1 \\ \hline \end{array}$$

$$\begin{array}{r} 6 \\ + 2 \\ \hline \end{array}$$

$$\begin{array}{r} 6 \\ + 4 \\ \hline \end{array}$$

$$\begin{array}{r} 6 \\ + 8 \\ \hline \end{array}$$

$$\begin{array}{r} 6 \\ + 7 \\ \hline \end{array}$$

$$\begin{array}{r} 6 \\ + 3 \\ \hline \end{array}$$

$$6 + 6 = \underline{\quad}$$

$$6 + 10 = \underline{\quad}$$

Global Competency NTI Lesson

~~First grade students will complete the following assignments:~~

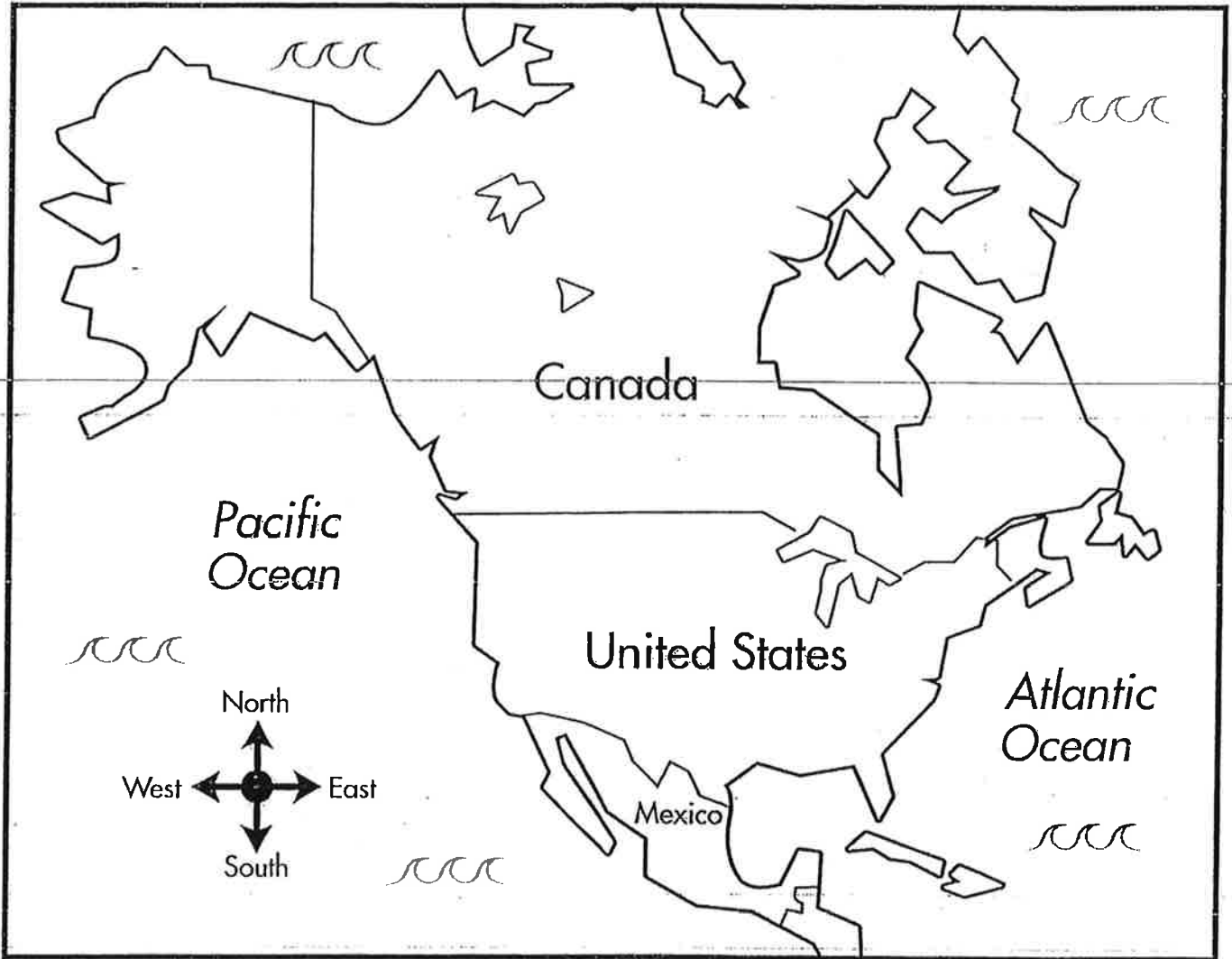
1. Our NEIGHBORS
2. Mexico and Its Neighbors

Follow the directions on each page.

Name _____

OUR NEIGHBORS

Look at the map. It shows the United States and its neighbors.



Follow the directions below.

1. Color the United States yellow.
2. Color Canada red.
3. Color Mexico green.
4. Color the water blue.
5. Which country is south of the United States? _____
6. Which country is north of the United States? _____

Mexico and Its Neighbors

Look at the map. Use it to answer the questions.



Follow the directions below.

1. Color Mexico green.
2. Color the United States red.
3. Color the oceans and the Gulf of Mexico blue.
4. What country is north of Mexico? _____
5. What is one country that is east of Mexico? _____
6. What ocean is west of Mexico? _____