

NTI DAY 34



Harrison County Schools

Name: _____

Grade: 3rd

Teacher: _____

Complete within 2 weeks of returning to school.

NTI 34

Reading Directions

- 1. Write a story about a contest between two animals that are opposite.**
 - Read pg. 18-19 for an overview and some writing tips.
- 2. Make sure to check your work. Your sentences need to make sense. Also use correct punctuation and capitalization.**



Your Turn


And the

In "Paca and the Beetle," you read about a race between two very different creatures. Write your own story about a contest between two animals that are opposites. For example, the contest might be between the tallest animal and the shortest animal in a jungle. Or the contest might be between the strongest animal and the weakest animal on a farm. Remember, the winner of the contest doesn't have to be the one you'd expect to win.

Winner Is...

Story Tips

- Introduce the characters and the setting, or where and when the story takes place.
- Tell about the contest. What is it supposed to prove?
- Describe what happens during the contest.
- Show who wins the contest, and tell why.



A vertical line on the left side of the page, likely serving as a margin or a column separator.

A series of horizontal lines spanning the width of the page, creating a grid for writing or data entry.

Math Practices and Problem Solving

12. Henry needs to fix or replace his refrigerator. It will cost \$376 to fix it. How much more will it cost to buy a new refrigerator than to fix the current one?



New Refrigerator
\$969

13. **MP.3 Critique Reasoning** Declan says, "To write an equivalent fraction name for 5, I can write 5 as the denominator and 1 as the numerator." Do you agree with Declan? Explain.
14. **MP.7 Look for Relationships** Describe one of the patterns in fractions equivalent to 1 whole.

15. **Math and Science** There are four stages in a butterfly's life cycle: egg, caterpillar, chrysalis, and butterfly. Dan makes one whole poster for each stage. Use a fraction to show the number of whole posters Dan makes.

16. Karen buys 4 movie tickets for \$9 each. She has \$12 left over. How much money did Karen have to start?

17. **Higher Order Thinking** Peggy has 4 whole sandwiches. She cuts each whole into halves. Peggy gives away $\frac{2}{2}$ of the sandwiches. Show the number of halves Peggy has left as a fraction.

Each sandwich is cut into equal parts.



Common Core Assessment

18. Complete the equations. Draw lines to match the whole number on the left to the equivalent fractions on the right.

4

1

2

6

$$\frac{6}{1} = \frac{12}{2} = ?$$

$$\frac{6}{3} = \frac{4}{2} = ?$$

$$\frac{4}{4} = \frac{1}{1} = ?$$

$$\frac{8}{2} = \frac{16}{4} = ?$$

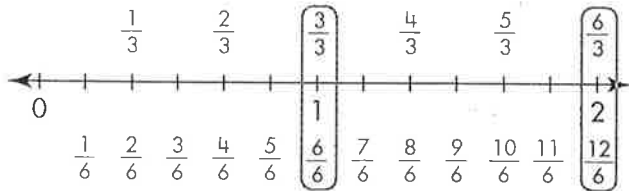
Additional Practice 13-7 Whole Numbers and Fractions

Another Look!

Whole numbers have equivalent fraction names.

1 whole divided into 1 equal part can be written as $\frac{1}{1}$.

2 wholes each divided into 1 equal part can be written as $\frac{2}{1}$.



You can name fractions as whole numbers and whole numbers as fractions.



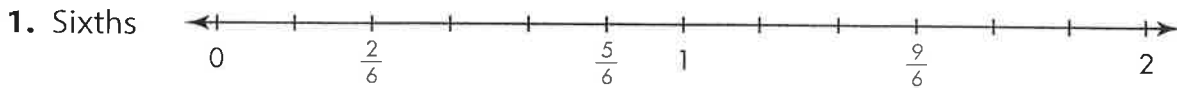
This number line shows other equivalent fractions for 1 and 2.

You can see how many equal parts make up 1 or 2 wholes.

$$1 = \frac{1}{1} = \frac{3}{3} = \frac{6}{6}$$

$$2 = \frac{2}{1} = \frac{6}{3} = \frac{12}{6}$$

In 1–4, complete each number line by naming all of the tick marks or making tick marks and naming the fractions for the given denominator.



In 5–8, write two equivalent fractions for each whole number. You can draw number lines to help.

5. $3 = \frac{\square}{1} = \frac{\square}{3}$

6. $2 = \frac{\square}{1} = \frac{\square}{4}$

7. $8 = \frac{\square}{1} = \frac{\square}{2}$

8. $1 = \frac{\square}{2} = \frac{\square}{3}$

In 9–12, for each pair of fractions, write the equivalent whole number.

9. $\frac{12}{3} = \frac{4}{1} =$

10. $\frac{18}{3} = \frac{6}{1} =$

11. $\frac{5}{5} = \frac{3}{3} =$

12. $\frac{15}{3} = \frac{5}{1} =$



13. Andy earned \$38 on Monday and \$34 on Tuesday. How many lucky bamboo plants can he buy with the total money he earned?




14. Julio says, "To turn the whole number 3 into an equivalent fraction, I just put 3 under a numerator of 3." Is he correct? Explain.

15. **Look for Relationships** What do you notice about all fractions that are equivalent to 2? Explain and give an example.

16. The kid's meal at Happy Time Diner comes with an apple slice that is $\frac{1}{4}$ of a whole apple. How many kid's meals would need to be ordered to have 3 whole apples?

17. Kevin is selling apples at the farmer's market. He arranges 32 apples into an array with 4 rows. How many columns of apples are there?

18. **Higher Order Thinking** Look at the fraction strip diagram. Write the whole number represented and its equivalent fraction name. Then write a story problem in which the same whole number equals the fraction.



Assessment Practice

19. Complete the equations. Match the fractions with their equivalent whole numbers.

	1	2	3	5
$\frac{2}{1} = \frac{4}{2} = ?$	<input type="checkbox"/>	<input type="checkbox"/>	<input type="checkbox"/>	<input type="checkbox"/>
$\frac{15}{3} = \frac{5}{1} = ?$	<input type="checkbox"/>	<input type="checkbox"/>	<input type="checkbox"/>	<input type="checkbox"/>
$\frac{9}{3} = \frac{12}{4} = ?$	<input type="checkbox"/>	<input type="checkbox"/>	<input type="checkbox"/>	<input type="checkbox"/>
$\frac{8}{8} = \frac{1}{1} = ?$	<input type="checkbox"/>	<input type="checkbox"/>	<input type="checkbox"/>	<input type="checkbox"/>

Name: _____

Social Emotional Learning - 3rd Grade

Directions: You did it! You deserve to celebrate your success in working hard on your NTI work. Please pick one activity to complete with your family to celebrate your dedication and hard work during this unexpected time.

Parents/Guardians: Please initial on the line in the appropriate box once the activity has been completed. Thanks

<p style="text-align: center;"><u>Family Picnic</u></p> <p>Have a picnic in your yard on a pretty day to celebrate your hard work!</p> <p style="text-align: center;">Parent/Guardian Initial:</p> <p style="text-align: center;">_____</p>	<p style="text-align: center;"><u>NTI Graduation</u></p> <p>Have some fun! Have a mock NTI graduation. Make robes and props with household items. Involve the whole family!</p> <p style="text-align: center;">Parent/Guardian Initial:</p> <p style="text-align: center;">_____</p>
<p style="text-align: center;"><u>Family Circle</u></p> <p>Have the whole family sit in a circle. Each member should share three fun or positive things from the last month.</p> <p style="text-align: center;">Parent/Guardian Initial:</p> <p style="text-align: center;">_____</p>	<p style="text-align: center;"><u>Dance Party</u></p> <p>Who doesn't love a good dance party? Get dazzled up with things around the house and have a family dance party!!</p> <p style="text-align: center;">Parent/Guardian Initial:</p> <p style="text-align: center;">_____</p>
<p style="text-align: center;"><u>Create a Time Capsule</u></p> <p>Each family member can write about this time, draw pictures, cut pictures from magazines...get creative. Put all of these items in a box to open up years from now to remember this time. Remember to include some good memories from this time with your family.</p> <p style="text-align: center;">Parent/Guardian Initial:</p> <p style="text-align: center;">_____</p>	