


NTI DAY 30

April 24, 2020



Harrison County Schools

Name: _____

Grade: K .

Teacher: _____

Complete within 2 weeks of returning to school.

Harrison County Kindergarten
NTI Day # 30
Checklist

Reading

- Phonemic Awareness
- Guided Reading
- Writing
- Handwriting
- Grammar
- Foundations
- Spelling Test

Math

- Number Talk
- Measurement
- Composing/Decomposing
- Number Writing
- Envisions Lesson

Must Do Specials

- Specials: Technology
- Internet Safety Rules

Kindergarten Website for Video Links:

sites.google.com/view/harrisonkykinder

ELA Day #30

ELA	Activity	Technology
Phonemic Awareness	Complete Phonemic Awareness Warm Up	
Guided Reading	-Pick a book from this book to reread, and then complete a story map.	https://www.youtube.com/watch?v=-_nePjWXecQ
Writing	-Write 2 sentences using words from your sight word list (use writing page included)	
Handwriting	Letter writing page	https://www.youtube.com/watch?v=IhX064AiyGg
Grammar	Fix the Sentence	
Foundations	-Review all digraph sounds learned; "sh", "ch", "th", "wh." - You can use ALL of the memory game pieces from this week and make a big game.	https://www.youtube.com/watch?v=NK8_Tvu6bJk
Spelling Test	Choose 6 words for your child. (3 cvc words, 3 sight words) Say the word out loud and use it in a sentence. Have your child try to spell the word.	

Name _____

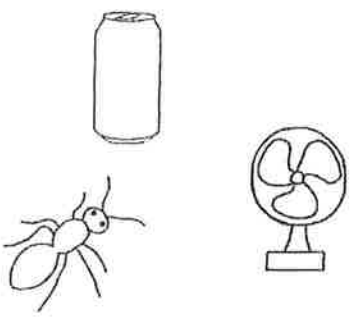

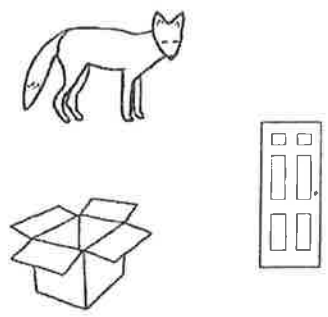

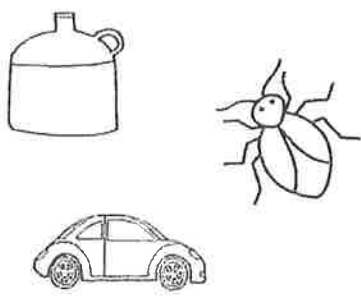

Date _____

PA Warm-Up

Rhyming Words


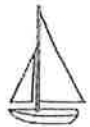








Day 30


There are 3 pictures in each box. Two of the pictures rhyme and one does not. Find the two pictures that rhyme and color them. Draw an X over the picture that does not rhyme.


Draw lines to connect the rhyming pictures.

Draw something that rhymes with rug.



Draw something that rhymes with sit.



Name _____

Choose a story from the week.
Reread it and complete this story map.

Story Map






Setting

Characters

Beginning





Middle

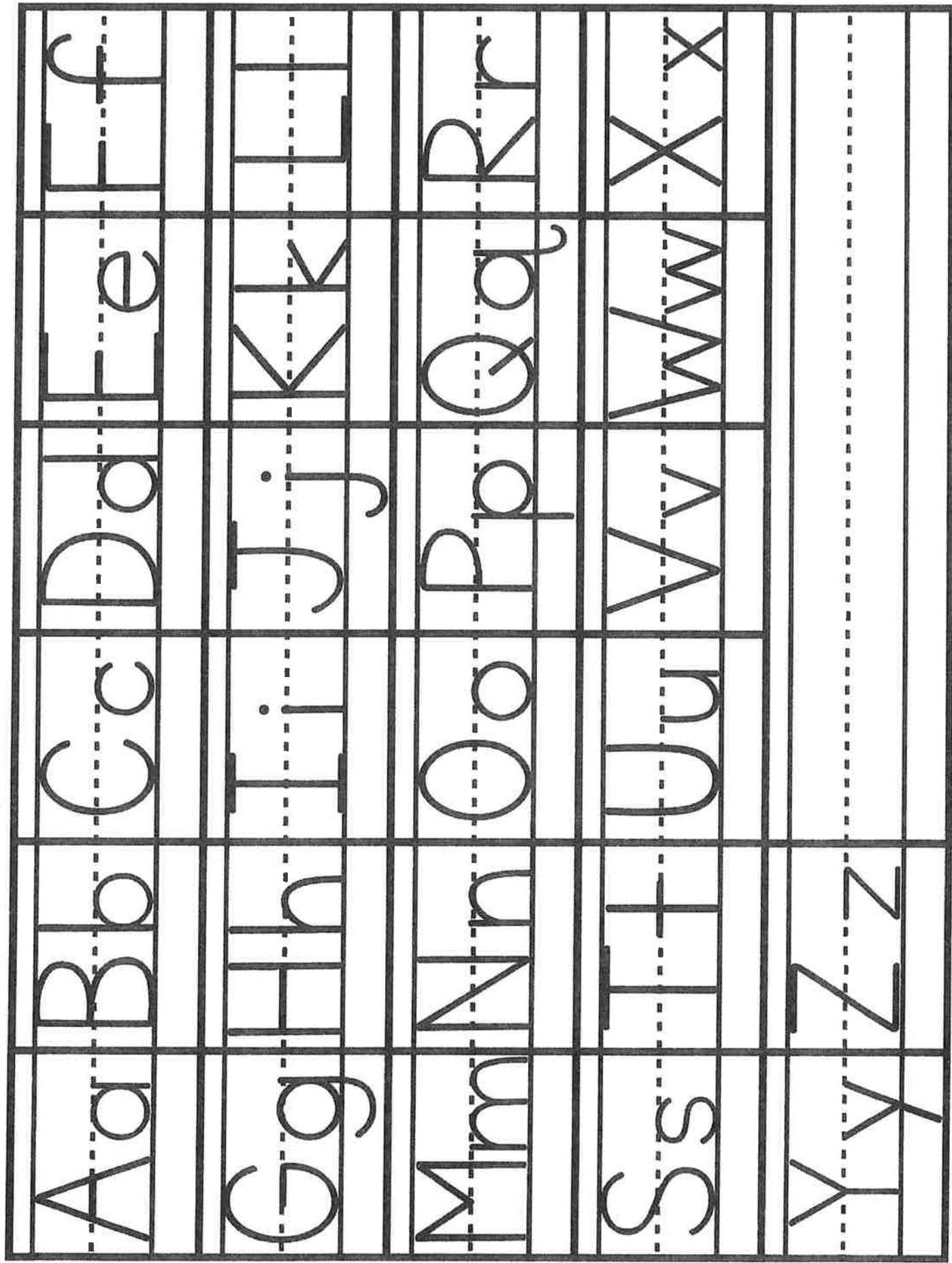
End



Fry List- Westside & Northside

the	of	and	a	To	in	Is	You	That	It
He	Was	For	On	Are	As	With	His	They	I
At	Be	This	Have	From	Or	One	Had	By	Words
But	Not	What	All	Were	We	When	Your	Can	Said
There	Use	An	Each	Which	She	So	How	Their	If
Will	Up	Other	About	Out	Many	Then	Them	These	So
Some	Her	Would	Make	Like	Him	Into	Time	Has	Look
Two	More	Write	Go	See	Number	No	Way	Could	People
My	Than	First	Water	Been	Called	Who	Oil	Sit	Now
Find	long	Down	Day	Did	Get	Come	Made	May	part





Aa

Bb

Cc

Dd

Ee

Ff

Gg

Hh

Ii

Jj

Kk

Ll

Mm

Nn

Oo

Pp

Qq

Rr

Ss

Tt

Uu


Vv

Ww

Xx

Yy

Zz




Name _____

Read the sentence.

all six pigs pIA and hop

Write the sentence correctly.

Create an illustration of the sentence.



Name _____

Date _____



1



2



3



4



5



6

Math Day #30

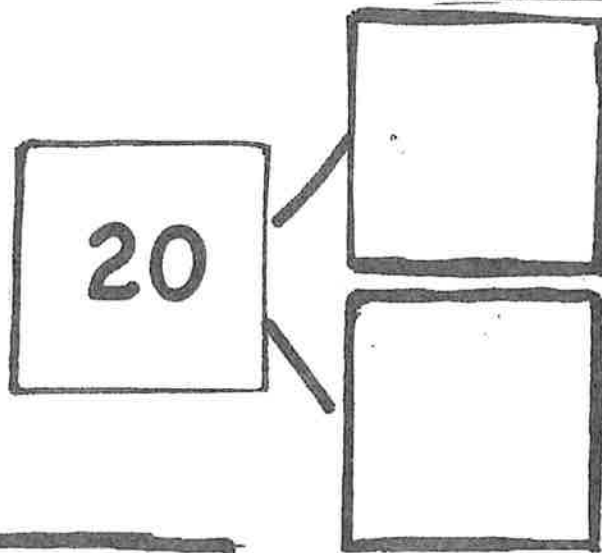

Topic	Activity	Technology
Number Talk	Review #20	See Kindergarten website for math talk videos.
Positional Words	Students cut out the mouse. Use mouse to show positional words	
Composing/Decomposing	Bunny Subtraction Solve and color	Subtract with a Pirate https://www.youtube.com/watch?v=QkPa9V2wtZs
Number writing	I can write to 20	
Number Review	Cut apart numbers 1-20 Glue numbers in order Draw objects to match each number.	Number snake https://www.youtube.com/watch?v=WEzBUH0AK5Q

Number Talk

Name _____

20

twenty



Circle		
Even	or	Odd

One less -1


--

One more +1

--

20 20

twenty



Cut out the mouse.

Name: _____


Positional Word Practice

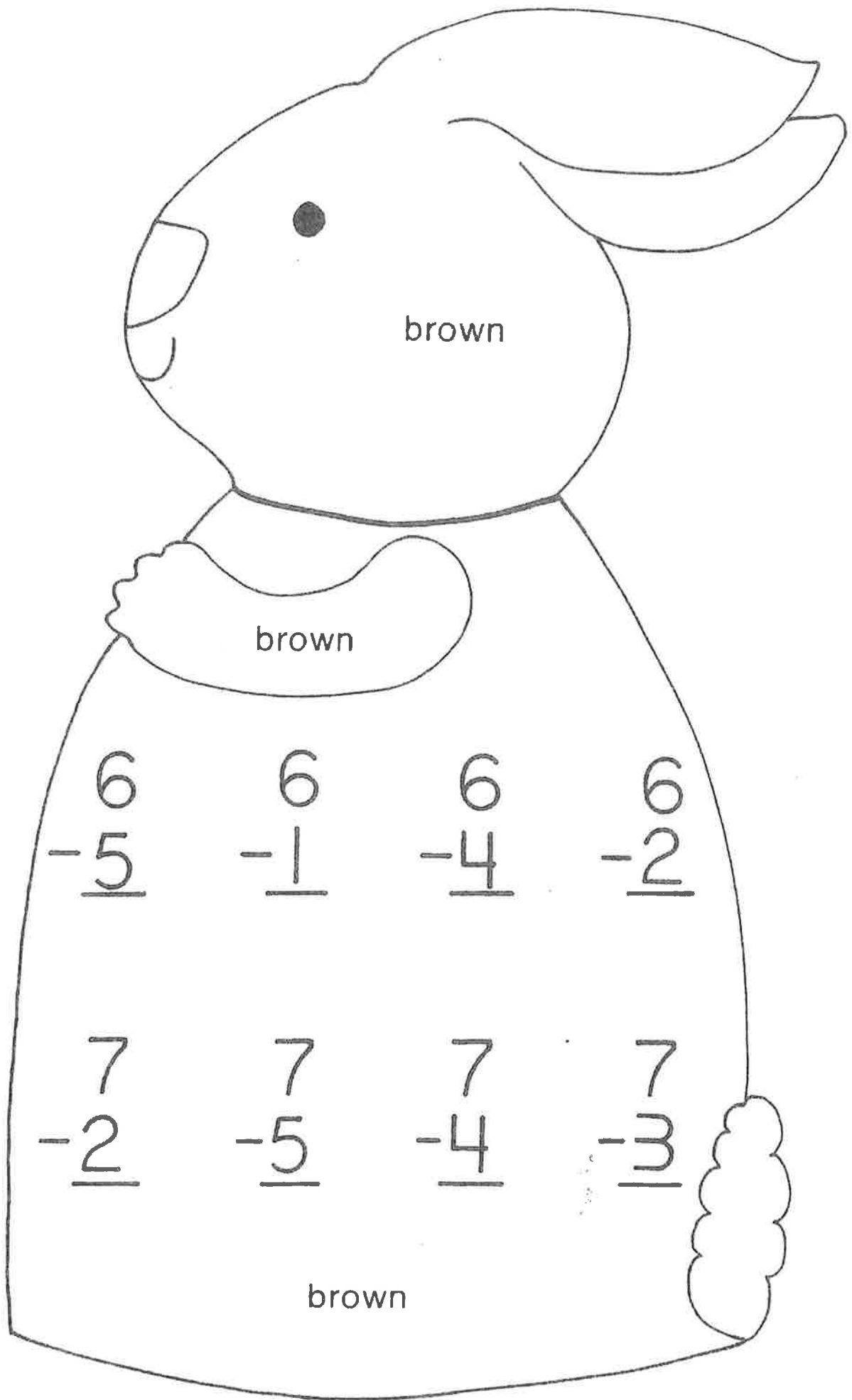
Directions: Have students cut out the mouse on the other page. Parents will say the words below and then

have your child use the mouse to show the positional words.

Put a check on the line if your child was able to correctly show the word given.

- Above your head
- Beside your elbow
- Behind your back
- Below your chin
- In front of your tummy
- On top of your knee
- Under your foot
- Over your hand





Name: _____

Directions: Cut the numbers apart, 1-20. Glue them in the correct order on this sheet.
Draw objects in each box to show the number.

1
2
3
4

1	2	3	4	5
6	7	8	9	10
11	12	13	14	15
16	17	18	19	20

Cut apart numbers to put
on the next sheet in order.

Write numbers 1-20.

Name _____

➤ Internet Safety, It Rules! ☺

by Jenny Pritchett

We need to be safe
Whenever we're online
So we follow these rules
To have a good time!

1

Always ask
your parents first!

2

Only talk to
people you know!

3

Stick to sites
just right for you!

And we'll be safe
Wherever we go!




PRIVACY & SECURITY

We care about
everyone's privacy.

Pause & Think Moment

NAME _____

Draw a picture of yourself following one of the three Internet Safety rules we learned today.



Write a word or sentence to explain your picture.

