


# NTI DAY 29

April 23, 2020



Harrison County Schools

Name: \_\_\_\_\_

Grade:   K  

Teacher: \_\_\_\_\_

**Complete within 2 weeks of returning to school.**

Harrison County Kindergarten  
NTI Day # 29  
Checklist

**Reading**

- Phonemic Awareness
- Guided Reading
- Writing
- Handwriting
- Grammar
- Foundations

**Math**

- Number Talk
- Measurement
- Composing/Decomposing
- Number Writing
- Envisions Lesson

**Must Do Specials**

- Specials: Social-Emotional Learning
- Growth Mindset

**Kindergarten Website for Video Links:**

[sites.google.com/view/harrisonkykinder](https://sites.google.com/view/harrisonkykinder)

## ELA Day #29

ELA	Activity	Technology
Phonemic Awareness	Complete Phonemic Awareness Checklist	
Guided Reading	-Read "Lil, Sal, and Bill" with your child. - Phonemic Awareness worksheet - Phonics Worksheet	<a href="https://www.youtube.com/watch?v=F4BgJ_SAgZ8">https://www.youtube.com/watch?v=F4BgJ_SAgZ8</a>
Writing	-Write 2 sentences using words from your sight word list (use writing page included)	
Handwriting	Letter writing page	<a href="https://www.youtube.com/watch?v=dLReNTmMkKA">https://www.youtube.com/watch?v=dLReNTmMkKA</a>
Grammar	Fix the Sentence	
Foundations	-Review digraph "wh" -Use the picture cards and cut them apart. Use them to play a memory game. Make sure your child says the word each time.	<a href="https://www.youtube.com/watch?v=GO3UxDydumA">https://www.youtube.com/watch?v=GO3UxDydumA</a>

## Phonological Awareness Warm-Up - Day 29

### *Helpful Hints:*

1. These activities are considered phonological awareness, which means that your child will only be listening and speaking – not reading or writing.
2. Answers are in the parentheses.
3. Anytime you see / /, use the sound of the letter or letters instead of the letter name.

Which word does not rhyme?

- Sal, pal, hill (hill)
- logs, jump, dogs (jump)
- play, ball, fall (play)
- Lil, with, Bill (with)

What sound do you hear in the middle of the word?

- with (/i/)
- pot (/o/)
- get (/e/)
- sad (/a/)

Add a /b/ to the beginning of the nonsense/real word. What is your new word?

- ill (Bill)
- all (ball)
- ig (big)
- ad (bad)

Blend these sounds to make a word. What is the word?

- /g/ /ets/ (get)
- /pl/ /ay/ (play)
- /l/ /ets/ (lets)
- /p/ /ot/ (pot)

Listen to these words. Change the first sound to /n/. What is the new word?

- pot (not)
- lets (nets)
- tap (nap)
- go (no)

# Lil, Sal, and Bill




Written by Veronica Angel • Illustrated by Fred Volke

[www.readinga-z.com](http://www.readinga-z.com)

## Lil, Sal, and Bill

*A Reading A-Z Decodable Book • Word Count: 104*



 Reading A-Z

Visit [www.readinga-z.com](http://www.readinga-z.com) for thousands of books and materials.

# Lil, Sal, and Bill



Written by Veronica Angel  
Illustrated by Fred Volke

[www.readinga-z.com](http://www.readinga-z.com)

[www.readinga-z.com](http://www.readinga-z.com)

All rights reserved.

Illustrated by Fred Volke  
Written by Veronica Angel  
© Learning A-Z  
Decodable Book 23  
Lil, Sal, and Bill

## ELEMENTS USED IN THIS BOOK

New phonic element /

Words with new phonic element *Bill, hill, lid, Lil, log, Sal, tell*

Reviewed phonic elements *n, a, p, s, t, o, d, e, h, g, i, b, r, u*


Story word  
*ball*

New high-frequency words  
*go, play, take*

Reviewed high-frequency words  
*cannot, in, jump, like, put,*

*of, off, on, she, the, they, to, with*

Special considerations  
inflectional ending -s: plural ending -s:  
double consonants (*Bill*)




Lil likes to play with Sal.  
Lil and Sal like to  
play on logs.


Lil, Sal, and Bill • Consonant *Ll*

3

They go to the  
top of the hill.  
They jump on the logs.

h






Lil likes to play with Bill.  
Lil and Bill go to the top  
of the hill.  
They run to get the ball.

Lil, Sal, and Bill • Consonant L/


5

Lil lets Bill play with the balls.  
Bill likes to play with Lil.

9








Lil likes to play with Bill.  
She puts a ball in the pot.  
Lil fills the pot with balls.

Lil, Sal, and Bill • Consonant L/

7

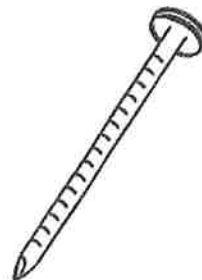

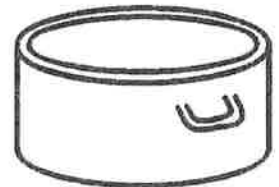
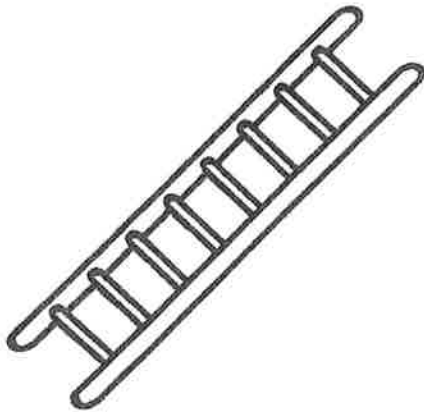
Bill puts the lid on the pot.  
Lil cannot get a ball  
from the pot.  
She tells Bill to take the lid off.

8



Name: \_\_\_\_\_

Date: \_\_\_\_\_





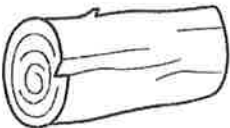



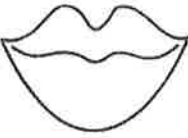


**Teacher Instructions:** Have students draw a line from the picture of the owl to the pictures that begin or end with the // sound.

Name: \_\_\_\_\_

Date: \_\_\_\_\_

**Name the picture.**













 <p>rid hid lid</p>	 <p>ten hen pen</p>	 <p>tan man ran</p>
 <p>pet let net</p>	 <p>log hog dog</p>	 <p>Ted bed led</p>
 <p>dig rig pig</p>	 <p>bun sun run</p>	 <p>tips lips hips</p>

**Teacher Instructions:** Have students say the picture name and circle the word that names the picture.

Fry List- Westside & Northside

the	of	and	a	To	in	Is	You	That	It
He	Was	For	On	Are	As	With	His	They	I
At	Be	This	Have	From	Or	One	Had	By	Words
But	Not	What	All	Were	We	When	Your	Can	Said
There	Use	An	Each	Which	She	So	How	Their	If
Will	Up	Other	About	Out	Many	Then	Them	These	So
Some	Her	Would	Make	Like	Him	Into	Time	Has	Look
Two	More	Write	Go	See	Number	No	Way	Could	People
My	Than	First	Water	Been	Called	Who	Oil	Sit	Now
Find	long	Down	Day	Did	Get	Come	Made	May	part





Aa

Bb

Cc

Dd

Ee

Ff

Gg

Hh

Ii

Jj

Kk

Ll

Mm

Nn

Oo

Pp

Qq

Rr

Ss

Tt

Uu


Vv

Ww

Xx

Yy

Zz





Name \_\_\_\_\_

Read the sentence.

**no, he cannot fit N there**

Write the sentence correctly.

\_\_\_\_\_


\_\_\_\_\_

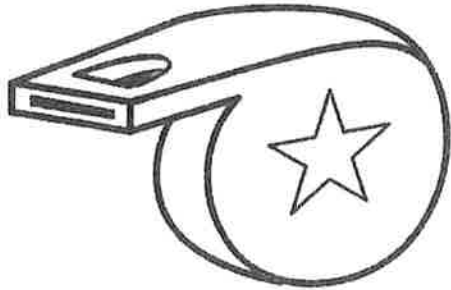
\_\_\_\_\_

\_\_\_\_\_


\_\_\_\_\_

Create an illustration of the sentence.





whistle




whiskers




wheat



whisper



wheel



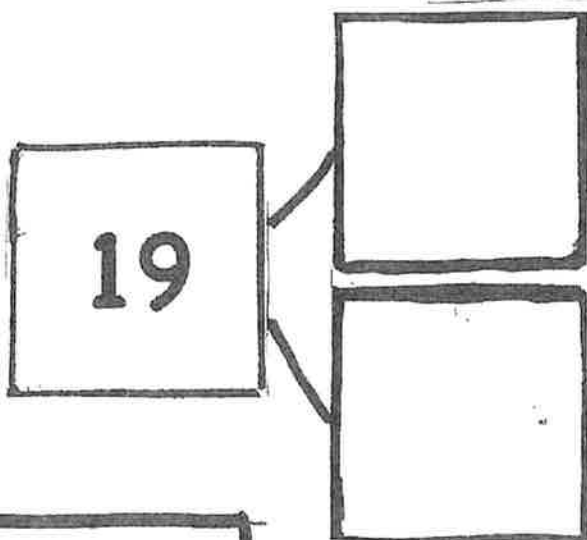

white

Math Day #29

Topic	Activity	Technology
Number Talk	Review #19	See Kindergarten website for math talk videos.
Positional Words	Where is the Mouse? Label where the mouse is.	Jack Hartman- On the Farm <a href="https://www.youtube.com/watch?v=ykmFyHJg6FY">https://www.youtube.com/watch?v=ykmFyHJg6FY</a>
Composing/Decomposing	Balloon Addition Solve and color	When you add with a Pirate <a href="https://www.youtube.com/watch?v=WT_wvEvkw4">https://www.youtube.com/watch?v=WT_wvEvkw4</a>
Number writing	I can write to 20	
Number Review	Fish Bowl <, >, =	Number Gators <a href="https://www.youtube.com/watch?v=M6Efu2slal">https://www.youtube.com/watch?v=M6Efu2slal</a>

# 19

nineteen



Circle  
Even or Odd


One less -1

One more +1






19 19

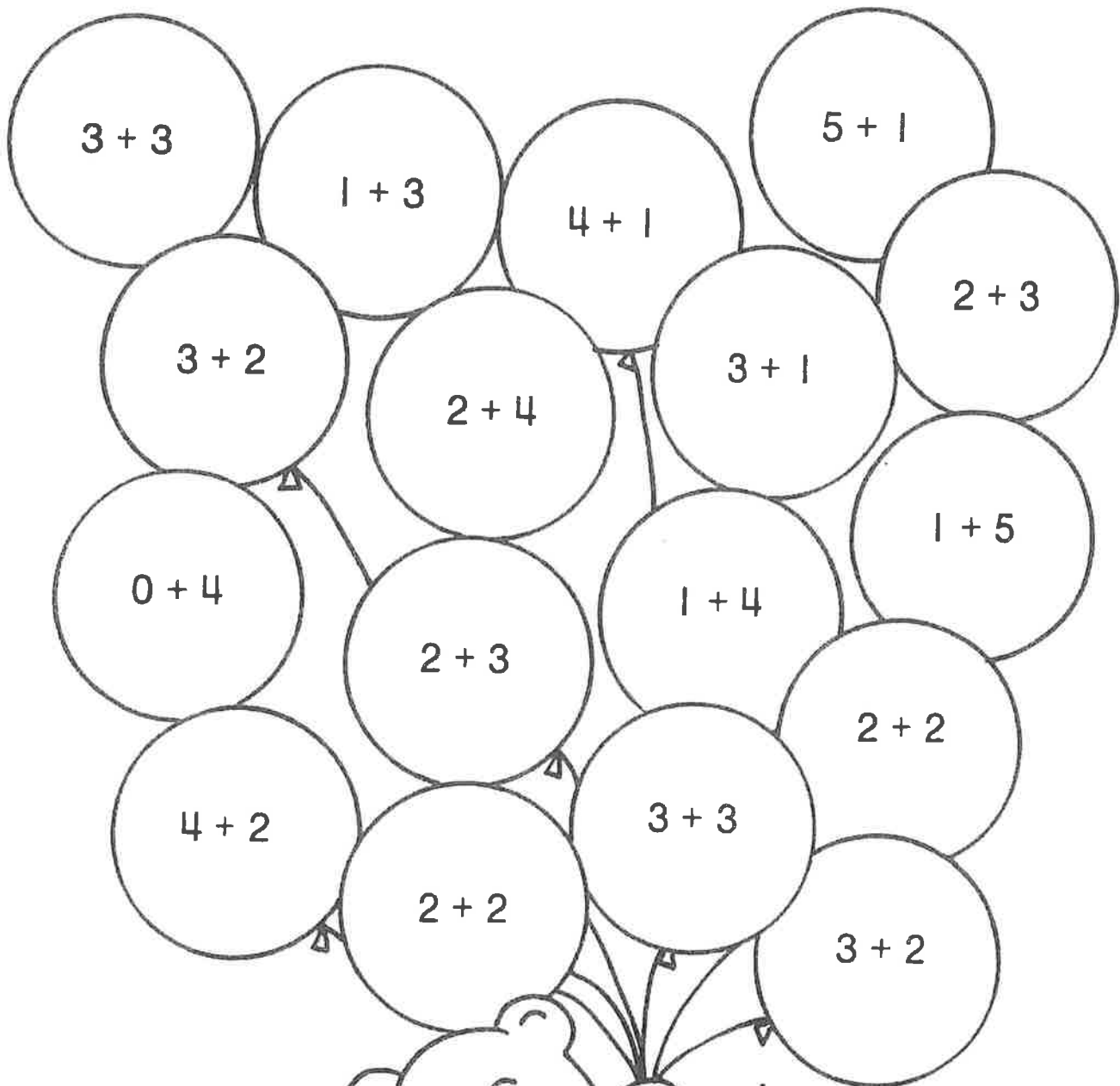
nineteen

# Positions



Write the correct position word.





**Color Code**  
4—red  
5—green  
6—yellow

Write numbers 1-20.

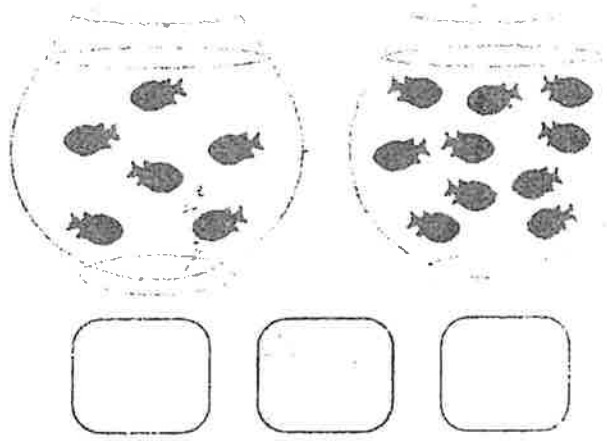
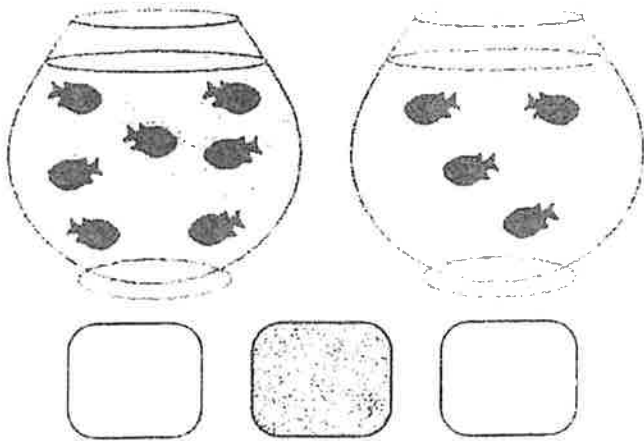
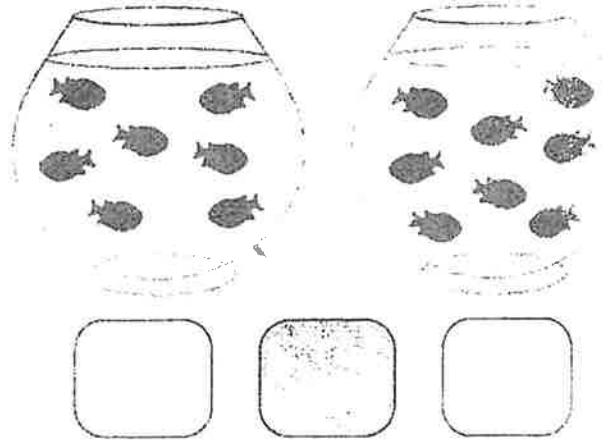

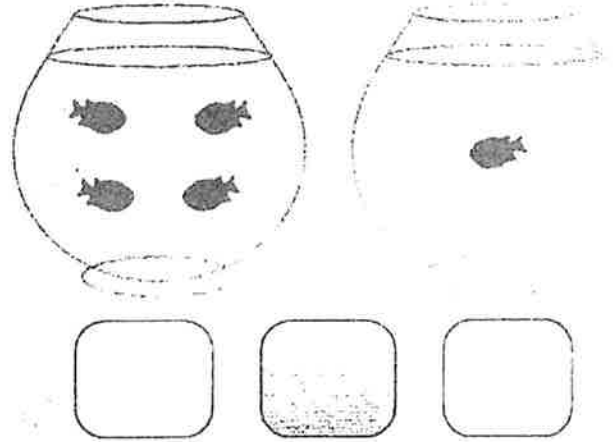
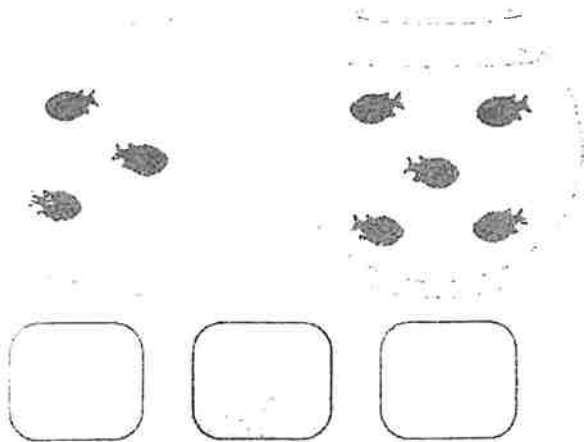
Name: \_\_\_\_\_


# Fish Bowl

Count the goldfish in each bowl. Write the number in the box. Write  $<$  or  $>$  to show which bowl has more fish.

$<$  means **less than**

$>$  means **greater than**





Name: \_\_\_\_\_

Social Emotional Learning- Growth Mindset  
Kindergarten

Growth mindset is focused around the idea of not giving up even though something may be hard for us. Please complete the following activity to help understand growing your mindset.

Color the sentence:

I never give up  
when it's hard!

Copy the sentence:

I never give up when it's hard!



\_\_\_\_\_

\_\_\_\_\_

\_\_\_\_\_

\_\_\_\_\_