


NTI DAY 27

April 21, 2020



Harrison County Schools

Name: _____

Grade: K

Teacher: _____

Complete within 2 weeks of returning to school.

Harrison County Kindergarten
NTI Day # 27
Checklist

Reading

- Phonemic Awareness
- Guided Reading
- Sight Word Sentences
- Handwriting
- Grammar
- Foundations

Math

- Number Talk
- Measurement
- Composing/Decomposing
- Number Writing
- Envisions Lesson

Must Do Specials

Specials: Music

Mrs. Mattill's Music Notes

Kindergarten Website for Video Links:

sites.google.com/view/harrisonkykinder

ELA Day #27

ELA	Activity	Technology
Phonemic Awareness	Complete Phonemic Awareness Checklist	
Guided Reading	-Read "Red Hen and Rod Rat" with your child. - Phonemic Awareness Worksheet -Phonics Worksheet	https://www.youtube.com/watch?v=W5z941Xx2fM
Writing	-Write 2 sentences using words from your sight word list (use writing page included)	
Handwriting	Letter writing page	https://www.youtube.com/watch?v=SE-ljfAmZis
Grammar	Fix the Sentence	
Fundations	-Review digraph "ch" - Use the picture cards and cut them apart. Use them to play a memory game. Make sure your child says the word each time.	https://www.youtube.com/watch?v=FWg2uzAuSe4

Phonological Awareness Warm-Up - Day 27

Helpful Hints:

1. These activities are considered phonological awareness, which means that your child will only be listening and speaking – not reading or writing.
2. The answers are in the parentheses.
3. Anytime you see / /, use the sound of the letter or letters instead of the letter name.

Ask your child:

Which word does not rhyme?

- red, hen, eggs (eggs)
- bad, rat, sad (rat)
- Rod, eggs, legs (Rod)
- Nan, pan, bag (bag)

You may clap or pound out the syllables. How many syllables are in the word...

- barnyard (2)
- stop (1)
- shadow (2)
- bag (1)

Add an /en/ to the end of the first sound. What is the word?

- /t/ (ten)
- /p/ (pen)
- /d/ (den)
- /h/ (hen)

Listen to the word. Take away the first sound. What is the new nonsense word?


- Rod (od)
- rid (id)
- red (ed)

Tell me the sounds, not the letters, that you hear in the word. How many sounds are in that word?

- eggs (/e/ /g/ /s/, 3)
- Ron (/r/ /o/ /n/, 3)
- of (/u/ /v/, 2)
- was (/w/ /u/ /z/, 3)

DECODABLE • 20

Red Hen and Rod Rat




Written by Susan Hartley • Illustrated by John Kastner

www.readinga-z.com

Red Hen and Rod Rat

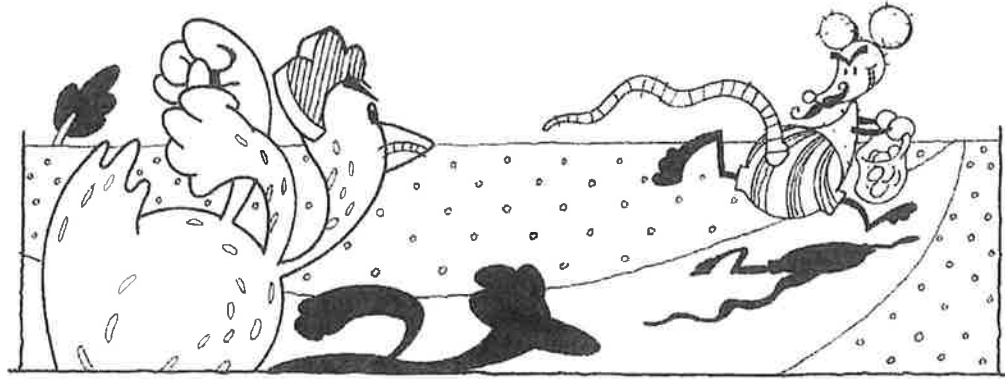
A Reading A-Z Decodable Book • Word Count: 114



 **Reading A-Z**

Visit www.readinga-z.com for thousands of books and materials.

Red Hen and Rod Rat



Written by Susan Hartley
Illustrated by John Kastner

www.readinga-z.com

www.readinga-z.com

All rights reserved.

Illustrated by John Kastner

Written by Susan Hartley

© Learning A-Z

Decodable Book 20

Red Hen and Rod Rat

ELEMENTS USED IN THIS BOOK

New phonic element **r**

Words with new phonic element **ram, ran, rat, red, rip, rob, rod**

Reviewed phonic elements **n, a, m, t, o, d, e, h, g, i, b**


Story word **back**

New high-frequency words **my, stop, them**

Reviewed high-frequency words **a, do, for, get, he, is, of, run,**

said, she, the, to, was, will

Special considerations plural ending **-s**




Red Hen had ten eggs.
She put them in a bag.
The bag of eggs was for Nan.


Red Hen and Rod Rat • Consonant Rr

3

Rod Rat was a bad rat.
"I will rob Red Hen.
I will get the eggs," he said.

4





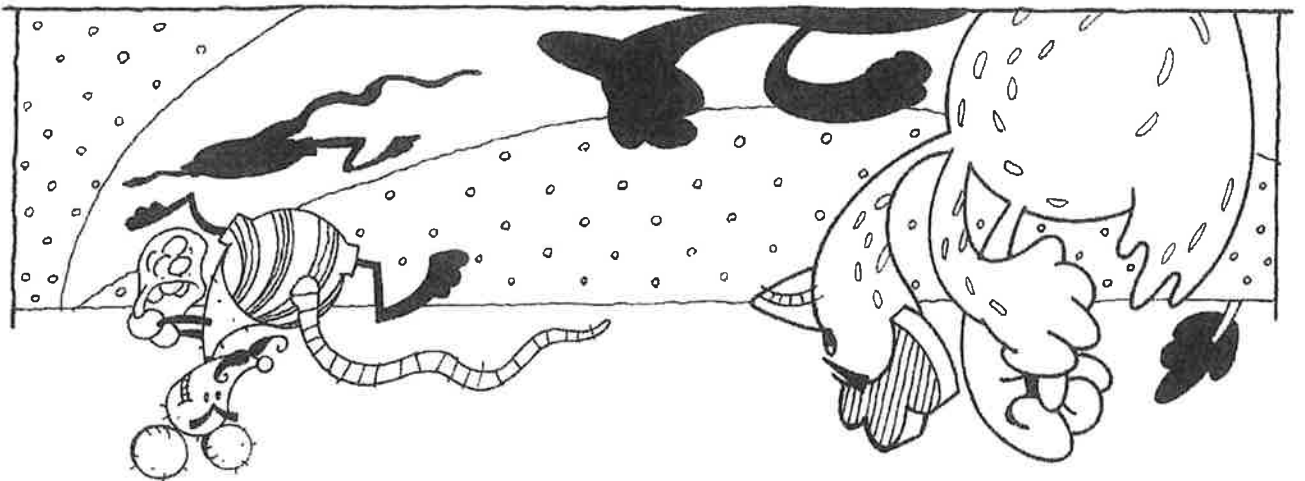
Rod Rat had the bag.
"Stop," said Red Hen.
"Do not rip my bag of eggs."


Red Hen and Rod Rat • Consonant Rr

5

Rod Rat did not stop.
He got the bag and ran off.
Red Hen was mad.


6





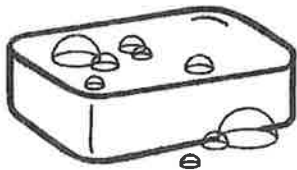



Red Hen ran to Ron Ram.
“Go ram that bad Rod Rat.
I want my eggs back,” she said.

“I will get rid of him,” said Ron Ram.
“I will run and ram him.”
Ron Ram got rid of Rod Rat.
He got the eggs back.



Name: _____

Date: _____



Teacher Instructions: Have students color the pictures that begin with the /r/ sound.

Name: _____

Date: _____


Rhyme Time



__ a t

b ____


f ____



__ o g

f ____

h ____



__ e n

m ____

t ____



__ i p


d ____

t ____

Teacher Instructions: Have students add a letter to make the name of the picture. Then have them add letters to make words that rhyme with the picture name.

Fry List- Westside & Northside

the	of	and	a	To	in	Is	You	That	It
He	Was	For	On	Are	As	With	His	They	I
At	Be	This	Have	From	Or	One	Had	By	Words
But	Not	What	All	Were	We	When	Your	Can	Said
There	Use	An	Each	Which	She	So	How	Their	If
Will	Up	Other	About	Out	Many	Then	Them	These	So
Some	Her	Would	Make	Like	Him	Into	Time	Has	Look
Two	More	Write	Go	See	Number	No	Way	Could	People
My	Than	First	Water	Been	Called	Who	Oil	Sit	Now
Find	long	Down	Day	Did	Get	Come	Made	May	part

































Aa

Bb

Cc

Dd

Ee

Ff

Gg

Hh

Ii

Jj

Kk

Ll

Mm

Nn

Oo

Pp

Qq

Rr

Ss

Tt

Uu


Vv

Ww

Xx

Yy

Zz




Read the sentence.

when did they all rUn over here? she said.

Write the sentence correctly.

Handwriting practice lines consisting of four sets of horizontal lines. Each set includes a solid top line, a dashed middle line, and a solid bottom line.

Create an illustration of the sentence.

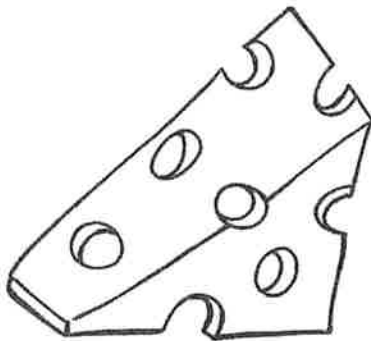




chair




chicken



cheese



chimp



bech





child

Math Day #27

Topic	Activity	Technology
Number Talk	Review # 17	See Kindergarten website for math talk videos.
Shapes	Draw Shapes	How to draw shapes https://www.youtube.com/watch?v=OGeOxkpzDTM
Composing/Decomposing	Groundhog Addition	
Number writing	Writing numbers 1-20	Writing numbers 1-20 https://www.youtube.com/watch?v=S-CwvJZ5Niw
Number Review	Ways to make 10	That makes 10 with UMIGO https://www.youtube.com/watch?v=cDlxSwokZRw

17

seventeen



Circle
Even or Odd

One less -1





One more +1

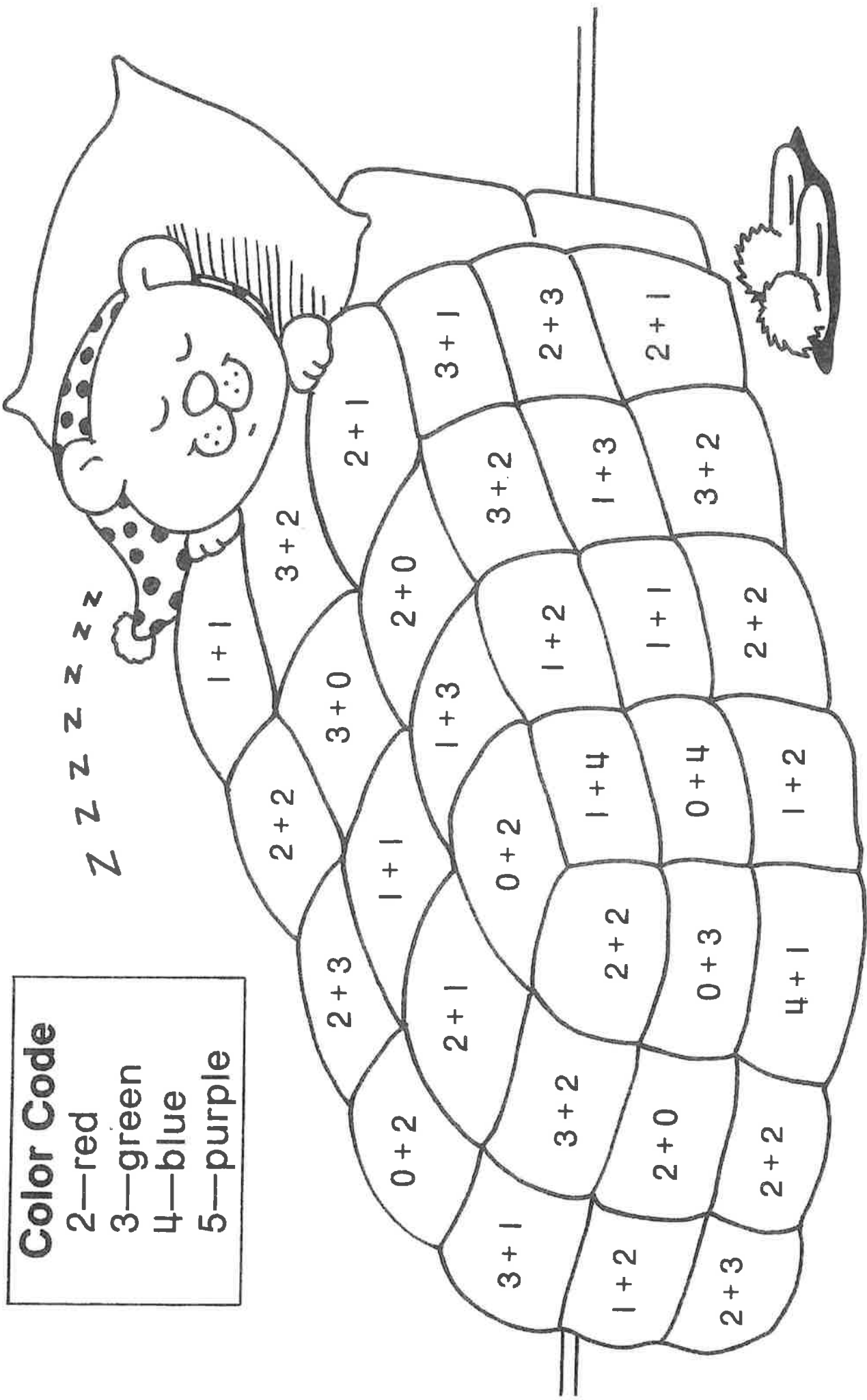
17 17

seventeen

TRACE THE SHAPES.

DRAW EACH SHAPE IN THE SPACES BELOW.





Color Code
 2—red
 3—green
 4—blue
 5—purple

Z Z Z Z Z Z Z Z

$1 + 1$	$3 + 2$	$2 + 1$	$3 + 1$	$2 + 3$	$2 + 1$
$2 + 2$	$3 + 0$	$2 + 0$	$3 + 2$	$1 + 3$	$3 + 2$
$1 + 1$	$1 + 3$	$1 + 2$	$1 + 1$	$1 + 1$	$2 + 2$
$2 + 3$	$1 + 1$	$0 + 2$	$1 + 4$	$0 + 4$	$1 + 2$
$2 + 3$	$2 + 1$	$2 + 2$	$2 + 2$	$0 + 3$	$4 + 1$
$0 + 2$	$3 + 2$	$3 + 2$	$2 + 0$	$2 + 2$	$2 + 2$
$3 + 1$	$1 + 2$	$2 + 3$	$2 + 3$	$2 + 3$	$2 + 3$

Write numbers 1-20.

Name _____

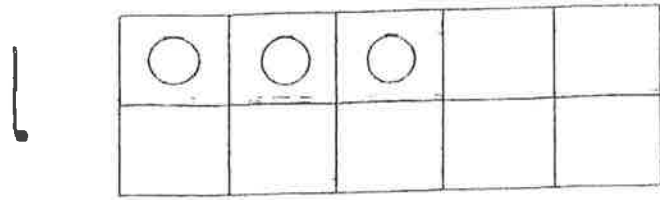
Ways to Make Ten

I can write a number sentence to make ten.
I can find the missing number of the equation.
Common Core: 1.OA.8

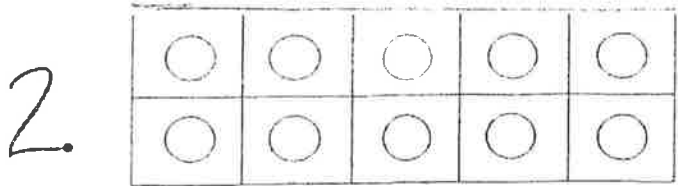
Name _____

Date _____

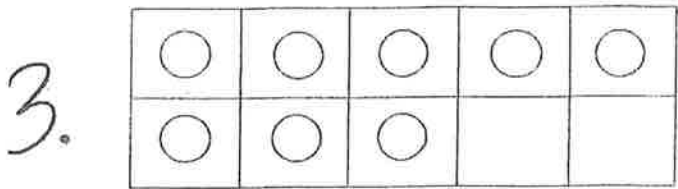
Score: _____



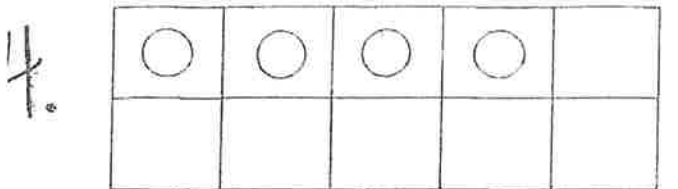
$$\underline{3} \oplus \underline{\quad} = \underline{10}$$



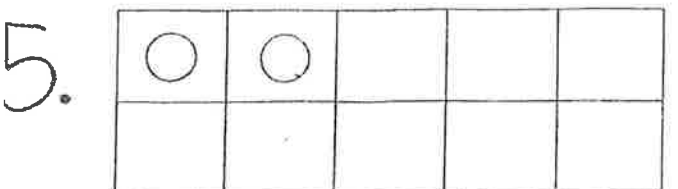
$$\underline{10} \oplus \underline{\quad} = \underline{10}$$



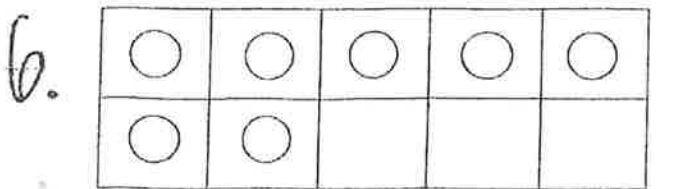
$$\underline{8} \oplus \underline{\quad} = \underline{10}$$



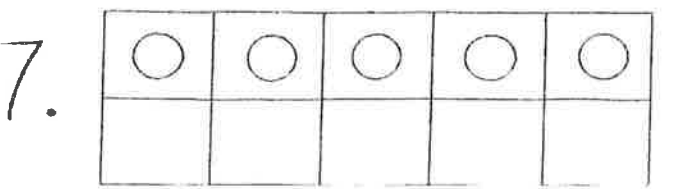
$$\underline{4} \oplus \underline{\quad} = \underline{10}$$



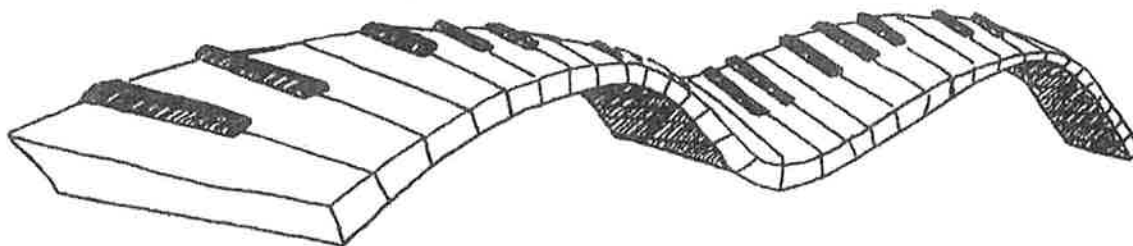
$$\underline{2} \oplus \underline{\quad} = \underline{10}$$



$$\underline{7} \oplus \underline{\quad} = \underline{10}$$



$$\underline{5} \oplus \underline{\quad} = \underline{10}$$



Ms. Mattill's Music Notes

Kindergarten NTI Day #27

This week you will be singing simple songs or playing simple musical games together.

- Say the poem "This Little Piggie"



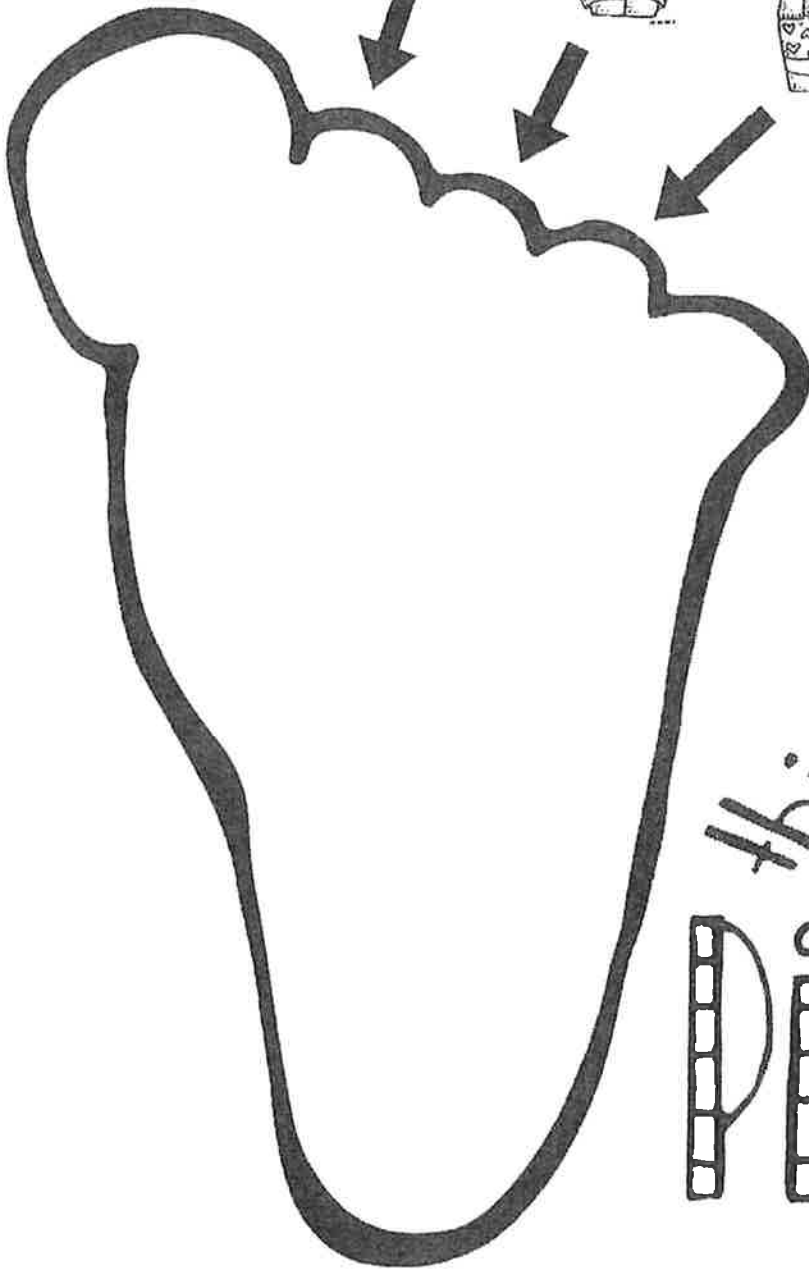
This Little Piggy
This little piggy went to
market,
This little piggy stayed
home.

This little piggy had roast
beef,
This little piggy had none,
And this little piggy cried
wee wee wee all the way
home.

- Turn this page over and point to the pictures of the pigs or play a toe tickling game with a family member.



Wee Wee Wee!!!



This little
Piggie