


NTI DAY 24



Harrison County Schools

Name: _____

Grade: K

Teacher: _____

Complete within 2 weeks of returning to school.

Harrison County Kindergarten
NTI Day # 24
Checklist

Reading

- Writing
- Guided Reading
- Sight Word Sentences
- Handwriting
- Grammar
- Foundations

Math

- Number Talk
- 3-D Shapes
- Composing/Decomposing
- Number Writing
- Envisions Lesson

Must Do Specials

Specials: Social Emotional Learning

Kindergarten Website for Video Links:

sites.google.com/view/harrisonkykinder

ELA Day #24

ELA	Activity	Technology
Phonemic Awareness	-Complete Phonemic Awareness Lesson Checksheet	
Writing	Write about what is happening in the picture.	https://www.youtube.com/watch?v=vTihL_OF5g6o
Guided Reading	-Read "The Pin with a Tin Fin" with your child. -Phonics	https://www.youtube.com/watch?v=P6UJfbsLXPY
Sight Word Sentences	-Write 2 sentences using words from your sight word list (use writing page included)	
Handwriting	-Write each word 2x	
Grammar	-Fix the sentence.	
Foundations	-Read list of words .	

Phonological Awareness Warm-Up - Day 24

Helpful Hints:

1. These activities are considered phonological awareness, which means that your child will only be listening and speaking – not reading or writing.
2. Answers are in the parentheses.
3. Anytime you see / /, use the sound of the letter or letters instead of the letter name.

Which word does not rhyme?

- sat, set, mat (set)
- bit, it, Min (Min)
- Nip, down, frown (Nip)
- sad, pin, bad (pin)

What sound do you hear in the middle of the word?

- sad (/a/)
- got (/o/)
- tin (/i/)
- had (/a/)

Add a /d/ to the beginning of the nonsense/real word. What is your new word?

- ip (dip)
- an (Dan)
- got (dot)
- set (debt)

Blend these sounds to make a word. What is the word?

- /m/ /at/ (mat)
- /M/ /in/ (Min)
- /b/ /it/ (bit)
- /w/ /ith/ (with)


Listen to these words. Change the first sound to /p/. What is the new word?

- mat (pat)
- bit (pit)
- tin (pin)
- sad (pad)

Look at the picture. Write about what you think is happening. Make sure your story has a beginning, middle and an end.


Name: _____

Date: _____



The Pin with a Tin Fin

A Reading A-Z Decodable Book
Word Count: 97



**Reading A-Z**

Visit www.readinga-z.com
for thousands of books and materials.

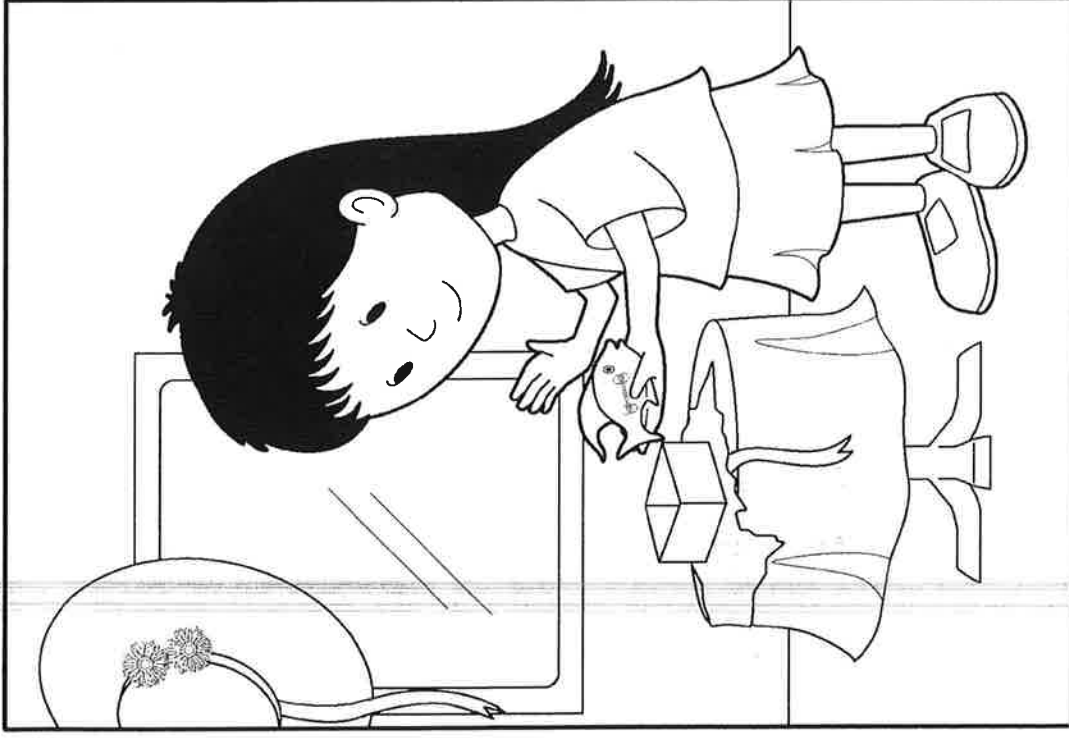
DECODABLE • 18

The Pin with a Tin Fin



Written by Susan Hartley • Illustrated by Signe Nordin


www.readinga-z.com



Min got a pin.
The pin had a tin fin.



The pin fit on her hat.
The hat fit Min.
Min liked the pin with
a tin fin.



Min looked.

“Who bit my hat?”

Was it you Nip?” she said.

“Bad Nip.”



Min’s mom said,

“Do not get mad at Nip.

Do not hit him.

Sit with me and Nip.”

Name: _____

Date: _____

t s e p h i t
p i g a i s b
e t i n m t o
b r p i n b f
i l f b g f i
n a j i r e n
v d p o t s d

Teacher Instructions: Have students search for and circle three-letter words in the *-in* and *-it* families in the grid provided. The words may be vertical, horizontal, or diagonal. Then have students read the words they circled.

Fry List- Westside & Northside

the	of	and	a	To	in	Is	You	That	It
He	Was	For	On	Are	As	With	His	They	I
At	Be	This	Have	From	Or	One	Had	By	Words
But	Not	What	All	Were	We	When	Your	Can	Said
There	Use	An	Each	Which	She	So	How	Their	If
Will	Up	Other	About	Out	Many	Then	Them	These	So
Some	Her	Would	Make	Like	Him	Into	Time	Has	Look
Two	More	Write	Go	See	Number	No	Way	Could	People
My	Than	First	Water	Been	Called	Who	Oil	Sit	Now
Find	long	Down	Day	Did	Get	Come	Made	May	part

Write 4 sentences using sight words



Name: _____

Date: _____



Handwriting

WRITE EACH WORD
2x

Name: _____

Date: _____

1. back

2. pack

3. chick

Why is "J" capital?

4. Jack

5. sock

6. quick

7. dock

8. deck


Read the sentence.

the jamwuz g00d so I ate it, said pam.

Write the sentence correctly.

Handwriting practice lines consisting of two sets of three horizontal lines (top solid, middle dashed, bottom solid).

Create an illustration of the sentence.



Unit 4 Foundations Words to read and spell

Each day read this list of words;

Mon:

Tues:

Wed:

Thurs:

Fri:

rash	Such	Chip	Much	Shot
Moth	Rich	Lash	Path	Dash
Whip	Math	Dish	Shut	Rush
Shop	With	Fish	Shed	Chin
Chop	Chat	Beth	With	Bath
Seth	Thin	Thud	Ship	Mash
Shock	Rick	Neck	Back	Pack
Chick	Jack	Sock	Quick	Dock
Deck	Sick	Thick	Luck	Puck
Rack	Duck	Tuck	Lick	Sack
Lock	Peck	Quick	Quack	

Nonsense words

Thud	Zeth	Theg	Yit	Shob
Chep	Sish	Whep	Chuz	Nish
Wob	Tiz	Fesh	Leck	Bez
Fom	vop			

Review words

Dip	Fox	Nut	Gas	Him
Mob	Nab	Fib	Lab	Rob
Lob	Lug	Rut	Sun	Yet
Zip	Quiz	box		

Friday: Choose 6 words- Say them, then have your child spell and write them on the numbered page. This is like a spelling test.

Math Day #24

Topic	Activity	Technology
Number Talk	Review #14	See Kindergarten website for math talk videos.
Composing/Decomposing	Clown Subtraction Adding 2	
Envisions Lesson	10-4	Teen Numbers: https://www.youtube.com/watch?v=wiGEEJLKd8

Name _____

Talk

Number of
the Day

--- 4 ---

Odd or Even

Number Word

More and Less

_____ + 1 = _____

_____ - 1 = _____

TALLY IT

Draw It

SHOW ON TEN FRAME


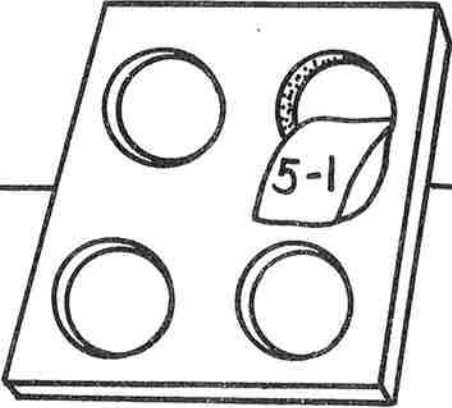


Name _____



Color Code

- 2—yellow
- 3—red
- 4—orange
- 5—blue

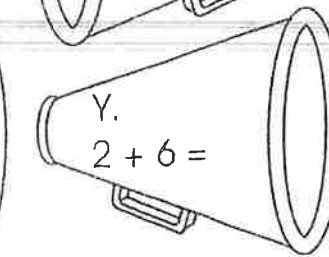
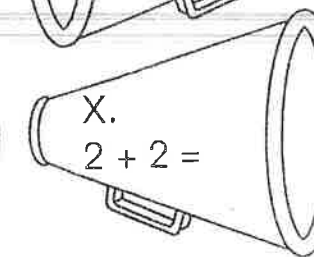
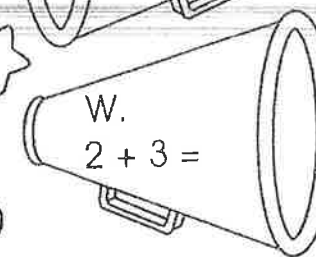
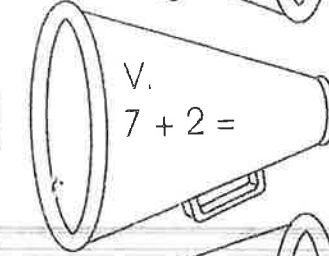
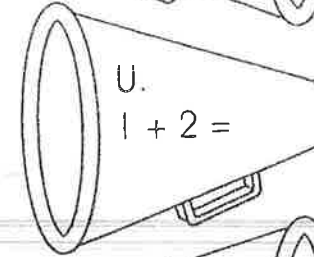
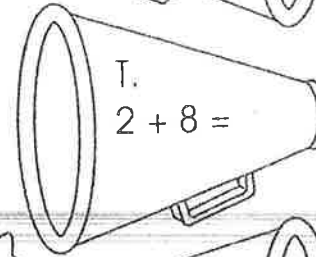
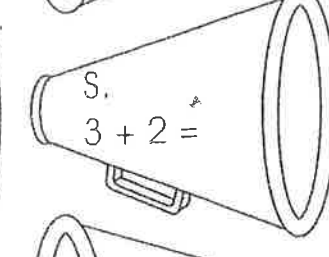
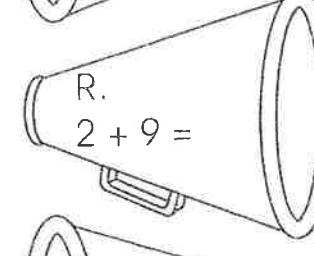
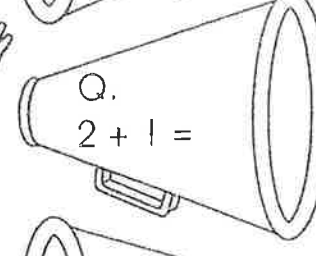
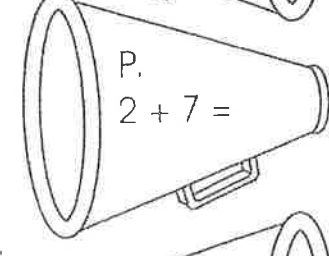
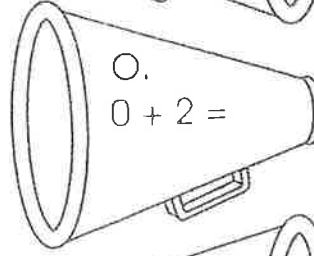
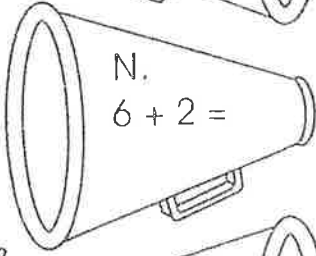
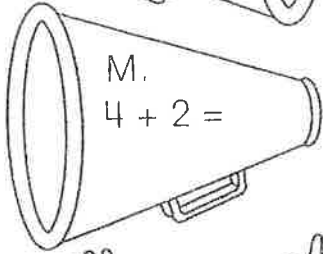
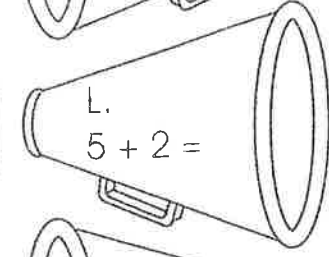
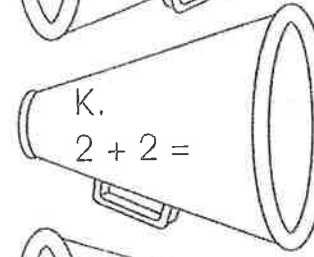
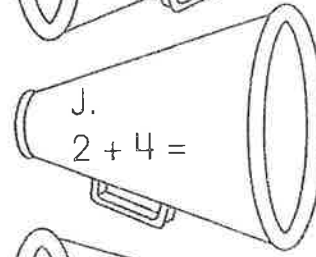
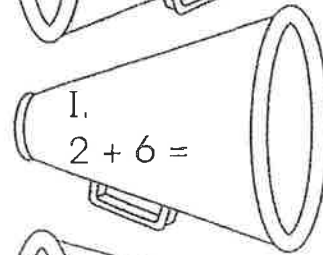
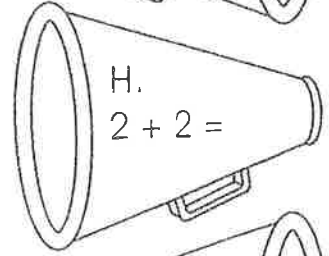
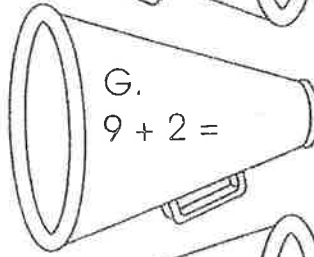
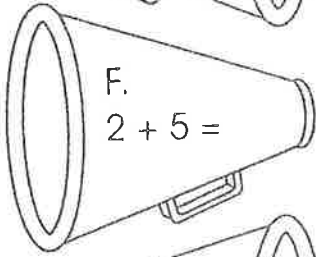
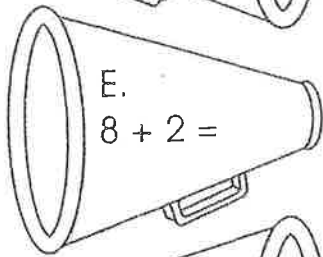
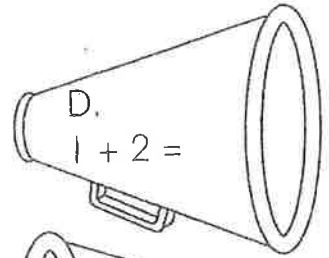
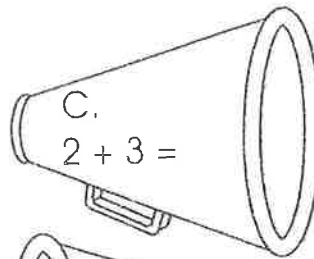
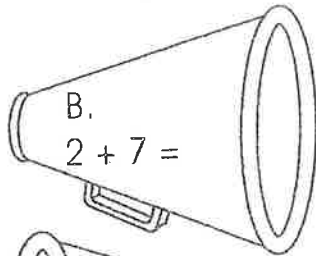
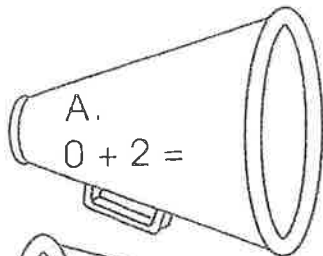



Name: _____

Date: _____

Adding 2

Solve each problem.





$$13 = \quad + \quad$$

Directions Say: 13 students wait for the train. There are only 10 seats in each train car. How many students will have to ride in a second car? Use counters to show your work. Then tell how the counters and equation show 10 ones and some more ones.

I can find parts of the numbers 11, 12, and 13.

© Content Standards
K.NBT.A.1
Mathematical Practices
MP.4, MP.6, MP.7, MP.8

13

three ones

three ones

three ones
3

three ones

three ones

$$13 = 10 + 3$$

☆ Guided Practice



10
9
8
7
6
5
4
3
2
1
0

1 + 3 =


Directions ☆ Have students use counters to show 11, draw them in the double ten-frame, and complete the equation to match the picture. Then have them tell how the picture and equation show 10 ones and some more ones.

Social Emotional Learning - NTI Day 24

Social/Emotional Learning - Social Skills
Kindergarten

Name: _____

Directions: Social skills help us play and work together peacefully. Identifying emotions, being a good listener, cooperating (sharing, taking turns), using empathy (thinking of how others feel), communicating, and using manners are all examples of social skills. Today, pick one of the social skills listed and use it at home as much as possible. Draw a picture and complete the sentence for the social skill you are practicing.



I can use _____ to play and work peacefully.