

NTI DAY 15



Harrison County Schools
Name: _____

Grade: K

Teacher: _____

Complete within 2 weeks of returning to school.

Harrison County Kindergarten
NTI Day # 15
Checklist

Reading

- Phonemic Awareness
- Guided Reading
- Writing Sight Word Sentences
- Handwriting
- Grammar
- Foundation Phonics

Math

- Number Talk
- 3-D Shapes
- Composing/Decomposing
- Number Writing
- Envisions Lesson

Must Do Specials

Specials: Technology

Pick one of the activities



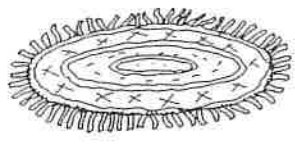




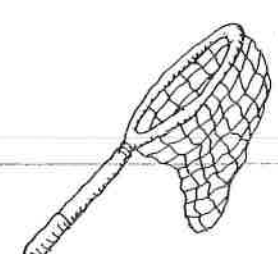
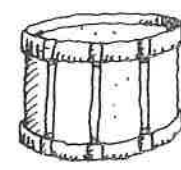


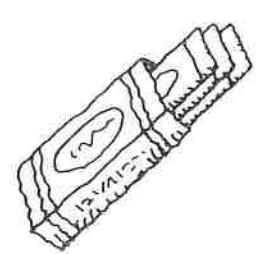








Kindergarten Website for Video Links:

sites.google.com/view/harrisonkykinder

ELA Day #15

ELA	Activity	Technology
Phonemic Awareness	-Complete Phonemic Awareness Lesson Checklist	
Guided Reading	Choose one book from the week and reread. Fill out the Story Map.	
Writing Sight Word Sentence	-Write 2 sentences using words from your sight word list (use writing page included)	
Handwriting	Uppercase Handwriting	Alphabet Recognition: https://www.youtube.com/watch?v=nT1uSnw dv2w
Grammar	Correct Sentence	
Spelling Test	Choose 6 words for your child to spell for you this week.	Letter a CVC Words: https://www.youtube.com/watch?v=oDVAhDyHZaA

Say the names of the pictures in each row. Color the pictures whose names rhyme.

1				
2				
3				
4				
5				

Curriculum Associates, LLC. All rights reserved.

Name _____



sun

Write **u** to complete each picture name that has the sound you hear in the middle of **sun**. Then trace the whole word.

1




sun

2




duck

3




ten

4



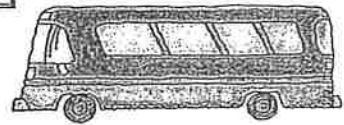
tub

5




pig

6




bus

7



mop

8



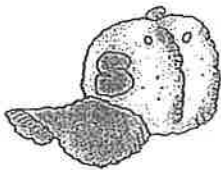
cub

9



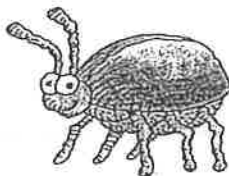
nut

10



cow

11



bug

12



sub

Name _____

Choose a story from the week.
Reread it and complete this story map.

Story Map

Setting

Characters

Beginning

Middle

End

Fry List- Westside & Northside

the	of	and	a	To	in	Is	You	That	It
He	Was	For	On	Are	As	With	His	They	I
At	Be	This	Have	From	Or	One	Had	By	Words
But	Not	What	All	Were	We	When	Your	Can	Said
There	Use	An	Each	Which	She	So	How	Their	If
Will	Up	Other	About	Out	Many	Then	Them	These	So
Some	Her	Would	Make	Like	Him	Into	Time	Has	Look
Two	More	Write	Go	See	Number	No	Way	Could	People
My	Than	First	Water	Been	Called	Who	Oil	Sit	Now
Find	long	Down	Day	Did	Get	Come	Made	May	part



Name: _____

Date: _____



Write your letters, capital

, from A to Z

A

B

C

D

E

F

G

H

I

J

K

L

M

N

O

P

Q

R

S

T

U

V

W

X

Y

Z

Write your letters, lowercase, from A to Z.

The image shows a handwriting practice sheet with a grid of 10 columns and 4 rows. Each cell in the grid is designed for writing a lowercase letter. The grid is defined by a thick, decorative border. Inside each cell, there are three horizontal lines: a solid top line, a dashed middle line, and a solid bottom line. A small black dot is placed on the middle dashed line in each cell, serving as a starting point for the letter. The letters 'a' and 'p' are faintly visible in the first two columns of the first row, indicating the intended practice letters for those columns. The rest of the grid is empty, ready for the student to practice writing the remaining lowercase letters from 'b' to 'z'.


Read the sentence.

cAnyou fInd tim in this

Write the sentence correctly.

Handwriting practice lines consisting of four sets of horizontal lines. Each set includes a solid top line, a dashed middle line, and a solid bottom line.

Create an illustration of the sentence.



Choose 6 words: Say them, then have

UNIT 3 FOUNDATIONS WORDS TO READ AND SPELL

your child spell

and write them

on the numbered

page.

* This is

like a

Spelling test

mop map tap tab tub rub

led lad bad bud bug rug

dig dip bet bit fit fig

fog rib sob job dot lid

mud Ted lap not ten bed

at hip peg had pen bat

hit pet bus bun bib red

jab nod but pot Ben pat

tab Jim tin rat big tip

mad den gum mug sub fun

pup lot hut sit let gap

sip dug Sid mat lit pig

nap did pal nut gas him

tug

vet yes yet wet web wig

zip zap quit quiz

tax fix mix fox wax

cop cup cob cot cub cab

kid kit

Name: _____

Date: _____



1.



2.



3.



4.



5.



6.

Math Day #15

Topic	Activity	Technology
Number Talk	15	See kindergarten website for video links
3-D Shape	3D Shape Search Shape Building with Toothpicks & Marshmallows 3D Shapes	Name that shape: https://www.youtube.com/watch?v=dbPIY8npPlw
Composing/Decomposing	Bowling Subtraction	
Number writing	I Can Write to 20!	
Envisions Lesson	None Today	

Name _____

Number
Talk

Number of
the Day

--- 15 ---

Odd or Even

Number Word

TALLY IT


More and Less

_____ + 1 = _____

_____ - 1 = _____

Draw It

SHOW ON TEN FRAME



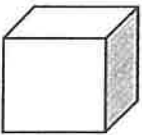



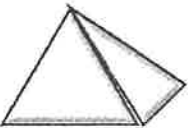

Name: _____ Date: _____

3D Shape Search


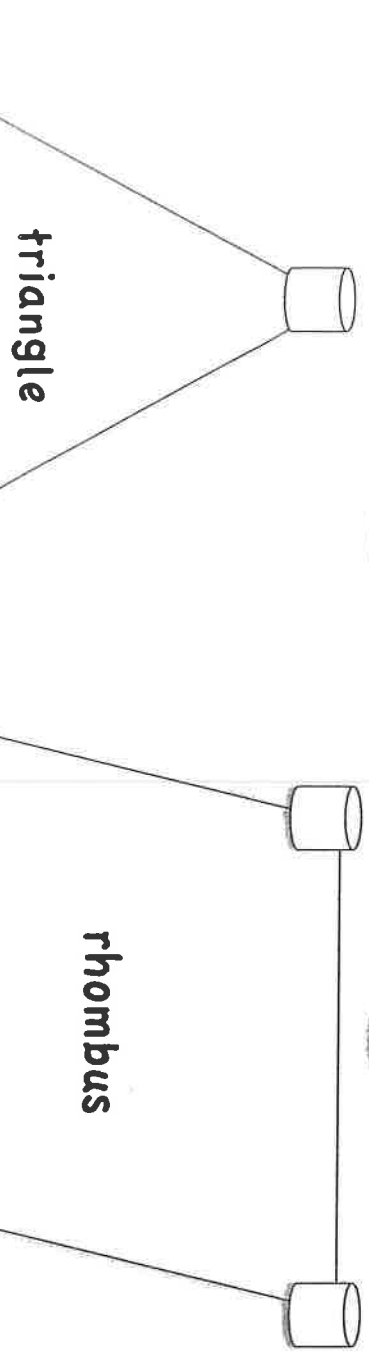
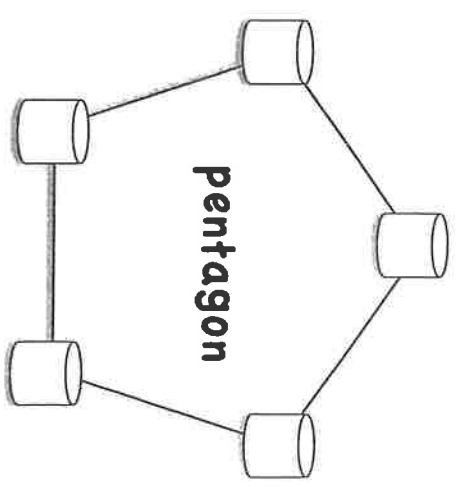
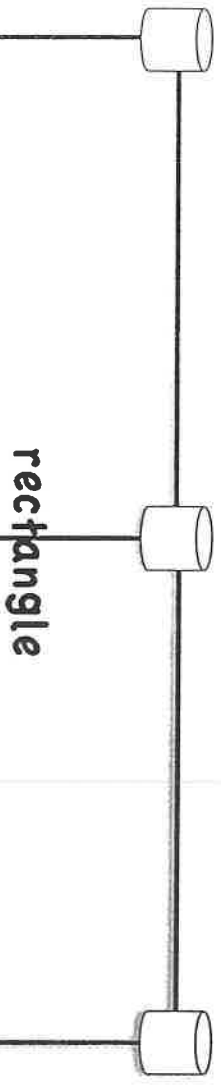



Walk around the room and find objects that look like the shapes below.

Write tally marks for the number of shapes *you find!*

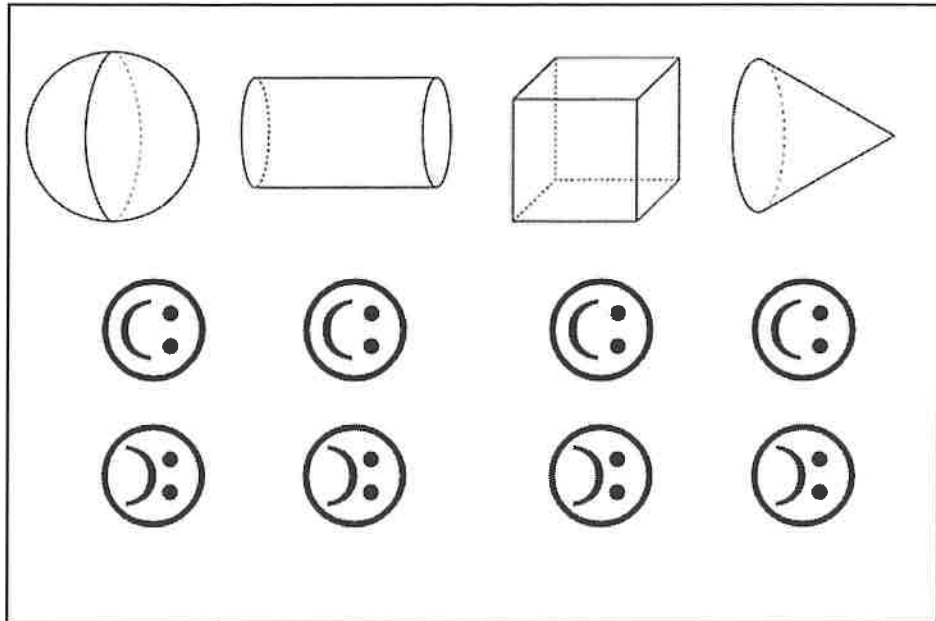
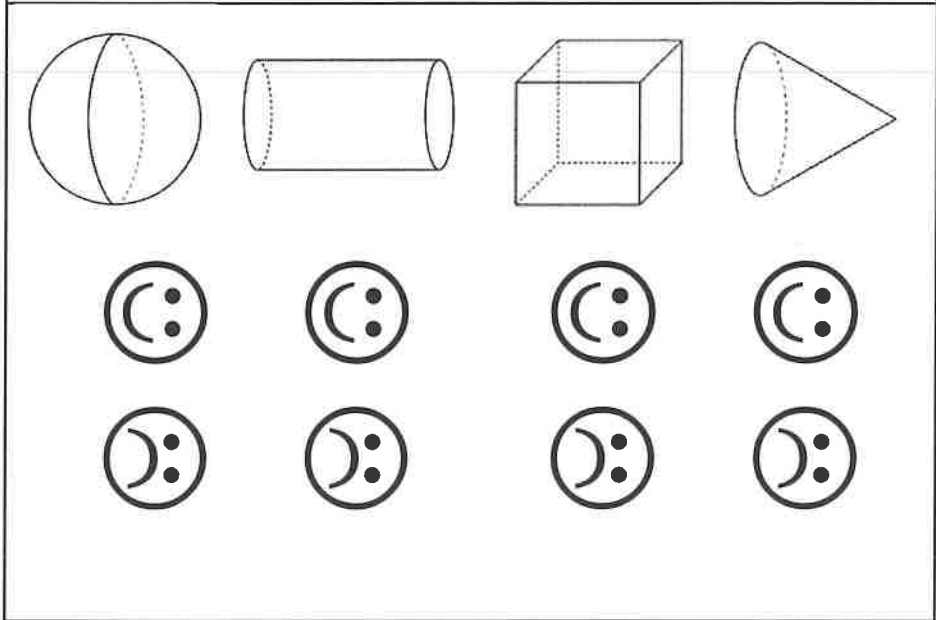
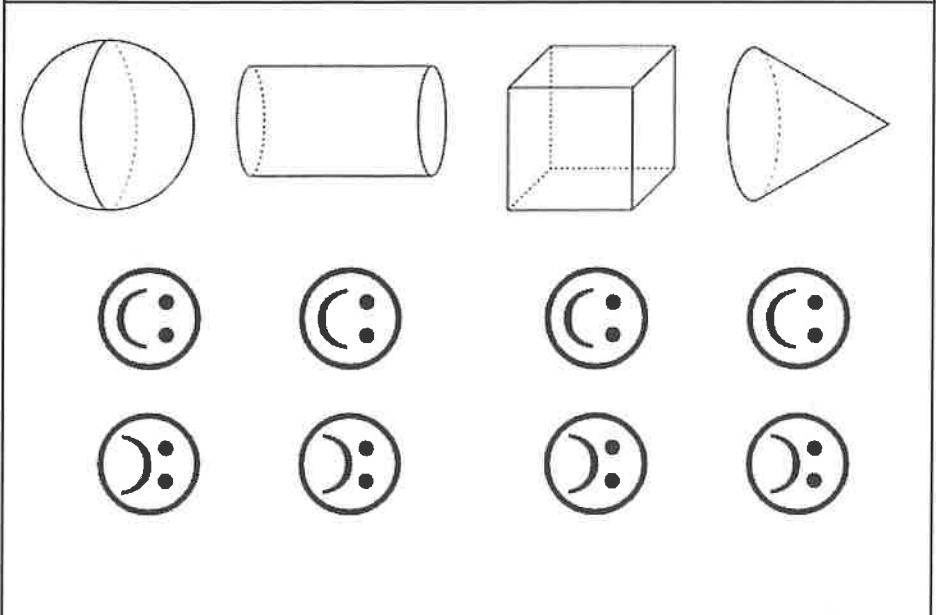
		
		

Shape Building with Toothpicks & Marshmallows



Challenge! If time allows, turn your rectangle into a rectangular prism!

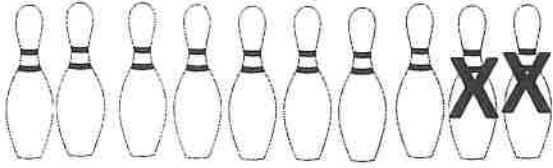
3D SHAPES

Will It Roll?	Will It Slide?	Will It Stack?
		

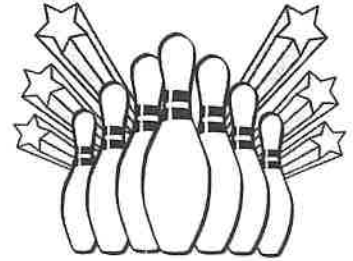
Bowling Subtraction

Roll the bowling ball. Put an X on the number of pins knocked down. Write the number in the box. Write how many are left.

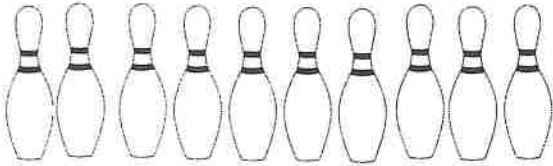
Example:



$$10 - \boxed{2} = \boxed{8}$$

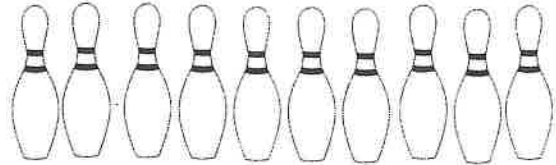


1.



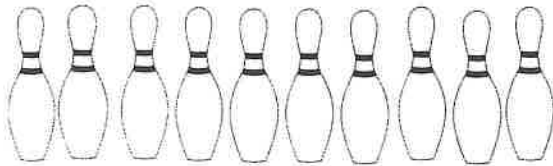
$$10 - \boxed{} = \boxed{}$$

2.



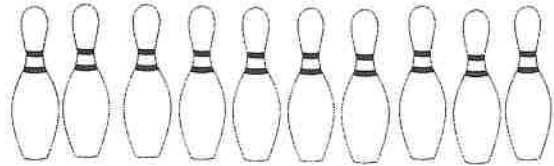
$$10 - \boxed{} = \boxed{}$$

3.



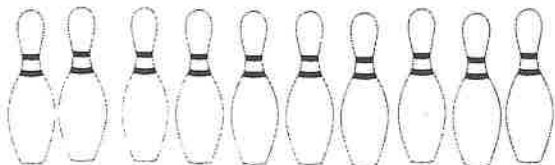
$$10 - \boxed{} = \boxed{}$$

4.



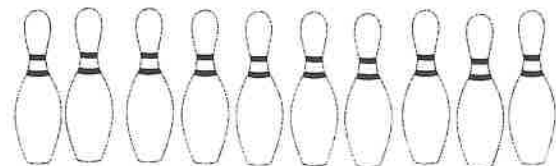
$$10 - \boxed{} = \boxed{}$$

5.



$$10 - \boxed{} = \boxed{}$$

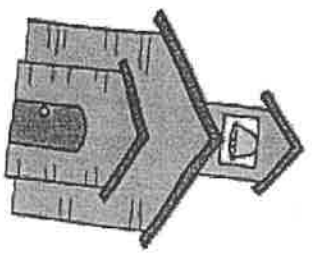
6.



$$10 - \boxed{} = \boxed{}$$

Handwriting practice lines consisting of a solid top line, a dashed middle line, and a solid bottom line.

I can write to 20!



Technology Day 15

Pick one of the activities below


Kindergarten Students

On-line activities: Go to abcya.com and play keyboard Zoo for 15 minutes.

https://www.abcya.com/games/keyboarding_practice

OR

Unplugged Activity: Use the paper keyboard to practice typing the site words that are below the keyboard. Check off each word after you type it.



- the
- of
- and
- a
- to
- in
- is
- you