

## Student Survey (Elementary) for Schools - 2017-02-06


---

run on 02/27/2017



surveys



 Student Survey (Elementary) for Schools

Date(s): 12/18/2016 - 02/05/2017

1 survey(s) 919 response(s)  
8 school(s) included

Report Filters

|                       |                          |                      |
|-----------------------|--------------------------|----------------------|
| <b>School:</b><br>N/A | <b>Race:</b><br>N/A      | <b>Grade:</b><br>N/A |
| <b>Gender:</b><br>N/A | <b>Ethnicity:</b><br>N/A | <b>Tag:</b><br>N/A   |

AdvancED Certified Content

## Report Summary

**Overall Score: 2.66**

Network Average: 2.77



### By Survey Section

### Section Score | Network Average

**Purpose and Direction: 2.8**

Network Average: 2.9



**Governance and Leadership: 2.57**

Network Average: 2.68



**Teaching and Assessing for Learning: 2.68**

Network Average: 2.78



**Resources and Support Systems: 2.7**

Network Average: 2.82



**Using Results for Continuous Improvement: 2.57**

Network Average: 2.66



 **AdvancED Certified Content**

## Highest Scoring Items


**D3:** In my school my teachers want me to do my best work.



**C1:** In my school my principal and teachers want every student to learn.




**F2:** My school has many places where I can learn, such as the library.



**F3:** My school has computers to help me learn.



**E4:** My teachers tell me how I should behave and do my work.



## Lowest Scoring Items

**G1:** My principal and teachers ask me what I think about school.



**D2:** In my school students treat adults with respect.



**F1:** My school is safe and clean.



**E5:** My teachers ask my family to come to school activities.



**D1:** In my school I am treated fairly.




**AdvancED Certified Content**

## Demographics

Number of Responses | Percentages of Total Responses

### 1. Gender

Boy 474 52%

Girl 440 48%

914 responses

### 2. Race

American Indian or Alaska Native 7 2%

Asian 1 1%

Black or African American 326 36%

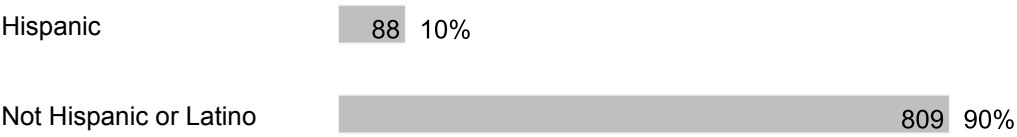
Native Hawaiian or Other Pacific Islander 0 0%

White 391 43%

Two or more races 175 19%

918 responses

3. Ethnicity



897 responses

4. Grade






919 responses

 **AdvancED Certified Content**

## C. Purpose and Direction

Section score: 2.8 Network average: 2.9

1. In my school my principal and teachers want every student to learn.

|  |  |  |
|---|---|---|
| <b>3</b>  | <b>2</b>  | <b>1</b>  |
| Number of Responses   |   |   |
| Percentage of Total Responses   |   |   |
| <b>825</b>  | <b>75</b>   | <b>13</b>   |
| <b>90%</b>  | <b>8%</b>   | <b>1%</b>   |
| 913 responses   |   |   |




2. In my school I am learning new things that will help me.

|               |            |           |
|---------------|------------|-----------|
| <b>681</b>    | <b>202</b> | <b>30</b> |
| <b>75%</b>    | <b>22%</b> | <b>3%</b> |
| 913 responses |            |           |

# D. Governance and Leadership

Section score: 2.57 Network average: 2.68




- 1. In my school I am treated fairly.
- 2. In my school students treat adults with respect.
- 3. In my school my teachers want me to do my best work.

|  |  |  |
|---|---|---|
| 3   | 2   | 1   |
| Number of Responses   |   |   |
| Percentage of Total Responses   |   |   |
| 518   | 302   | 90  |
| 57%   | 33%   | 10%   |
| 910 responses   |   |   |
| 392   | 408   | 110   |
| 43%   | 45%   | 12%   |
| 910 responses   |   |   |
| 843   | 58  | 9   |
| 93%   | 6%  | 1%  |
| 910 responses   |   |   |

# E. Teaching and Assessing for Learning

Section score: 2.68 Network average: 2.78

1. My teachers help me learn things I will need in the future.
2. My teachers use different activities to help me learn.
3. My teachers listen to me.
4. My teachers tell me how I should behave and do my work.
5. My teachers ask my family to come to school activities.
6. My teachers always help me when I need them.
7. My teachers tell my family how I am doing in school.

|  |  |  |
|---|---|---|
| 3   | 2   | 1   |
| Number of Responses   |   |   |
| Percentage of Total Responses   |   |   |
| 723   | 136   | 28  |
| 82%   | 15%   | 3%  |
| 887 responses   |   |   |
| 729   | 131   | 27  |
| 82%   | 15%   | 3%  |
| 887 responses   |   |   |
| 544   | 252   | 91  |
| 61%   | 28%   | 10%   |
| 887 responses   |   |   |
| 765   | 94  | 28  |
| 86%   | 11%   | 3%  |
| 887 responses   |   |   |
| 498   | 247   | 142   |
| 56%   | 28%   | 16%   |
| 887 responses   |   |   |
| 578   | 251   | 58  |
| 65%   | 28%   | 7%  |
| 887 responses   |   |   |
| 698   | 130   | 59  |
| 79%   | 15%   | 7%  |
| 887 responses   |   |   |

8. My teachers care about students.

|               |            |           |
|---------------|------------|-----------|
| <b>733</b>    | <b>111</b> | <b>43</b> |
| <b>83%</b>    | <b>13%</b> | <b>5%</b> |
| 887 responses |            |           |

# F. Resources and Support Systems

Section score: 2.7 Network average: 2.82

1. My school is safe and clean.

2. My school has many places where I can learn, such as the library.

3. My school has computers to help me learn.

4. My school wants children in our school to help each other even if we are not friends.



3



2






1

| Number of Responses           |     |     |
|-------------------------------|-----|-----|
| Percentage of Total Responses |     |     |
| 465                           | 291 | 119 |
| 53%                           | 33% | 14% |
| 875 responses                 |     |     |
| 764                           | 90  | 21  |
| 87%                           | 10% | 2%  |
| 875 responses                 |     |     |
| 766                           | 86  | 23  |
| 88%                           | 10% | 3%  |
| 875 responses                 |     |     |
| 674                           | 139 | 62  |
| 77%                           | 16% | 7%  |
| 875 responses                 |     |     |

# G. Using Results for Continuous Improvement

Section score: 2.57 Network average: 2.66

- 1. My principal and teachers ask me what I think about school.
- 2. My principal and teachers tell children when they do a good job.
- 3. My principal and teachers help me to be ready for the next grade.

|  |  |  |
|---|---|---|
| 3   | 2   | 1   |
| Number of Responses   |   |   |
| Percentage of Total Responses   |   |   |
| 358   | 305   | 202   |
| 41%   | 35%   | 23%   |
| 865 responses   |   |   |
| 654   | 158   | 53  |
| 76%   | 18%   | 6%  |
| 865 responses   |   |   |
| 740   | 100   | 25  |
| 86%   | 12%   | 3%  |
| 865 responses   |   |   |

## Appendix

### Schools

Edgemont Elementary School  
Elwell Elementary School  
McBride Middle School  
Owen Intermediate School  
Rawsonville Elementary School  
Savage Road Elementary School  
Tyler Elementary School  
Van Buren Alternative Education School