

Staff Survey for Schools - 2017-02-01

run on 02/01/2017



surveys





Report Filters

School:

N/A

Ethnicity:

N/A

Tag:

N/A

Gender:

N/A

Role:

N/A

Race:

N/A

Experience:

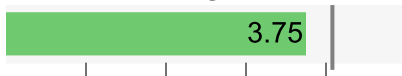
N/A



Report Summary

Overall Score: 3.75

Network Average: 4.08



By Survey Section

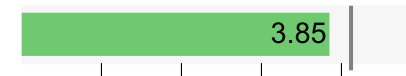
Section Score | Network Average

Purpose and Direction: 3.88

Network Average: 4.22

**Governance and Leadership: 3.85**

Network Average: 4.12

**Teaching and Assessing for Learning: 3.64**

Network Average: 3.97

**Resources and Support Systems: 3.73**

Network Average: 4.08

**Using Results for Continuous Improvement: 3.85**

Network Average: 4.1





Highest Scoring Items

C1: Our school's purpose statement is clearly focused on student success.



D4: Our school's leaders expect staff members to hold all students to high academic standards.



F1: Our school provides qualified staff members to support student learning.



F11: Our school maintains facilities that contribute to a safe environment.



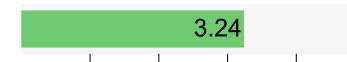
F4: Our school provides protected instructional time.





Lowest Scoring Items

F6: Our school provides a plan for the acquisition and support of technology to support student learning.



F7: Our school provides a plan for the acquisition and support of technology to support the school's operational needs.



F3: Our school provides sufficient material resources to meet student needs.



E16: In our school, a formal process is in place to support new staff members in their professional practice.



E10: All teachers in our school have been trained to implement a formal process that promotes discussion about student learning (e.g., action research, examination of student work, reflection, study teams, and peer coaching).





Demographics

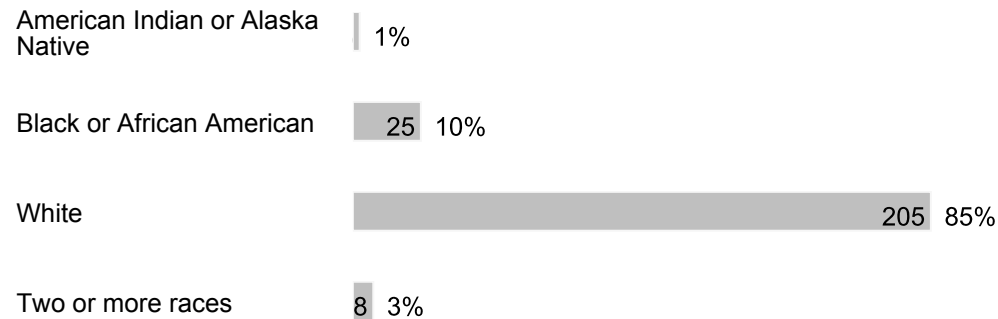
Number of Responses | Percentages of Total Responses

1. Gender



243 responses

2. Race



241 responses

3. Ethnicity



Not Hispanic or Latino 226 98%

231 responses

4. Role

Support Staff 28 11%

Teacher 197 80%

Administrator 7 3%

Other 14 6%

246 responses

5. Experience

Less than 1 year 8 3%

1-3 years 18 7%

4-10 years 59 24%

11-20 years 116 47%

More than 20 years 45 18%

246 responses

C. Purpose and Direction

Section score: 3.88 Network average: 4.22

	Strongly Agree	Agree	Neutral	Disagree	Strongly Disagree	Not Applicable
	5	4	3	2	1	
	Number of Responses					
	Percentage of Total Responses					
1. Our school's purpose statement is clearly focused on student success.	74	131	26	1	1	1
	32%	56%	11%	0%	0%	0%
234 responses						
2. Our school's purpose statement is formally reviewed and revised with involvement from stakeholders.	29	104	66	29	3	3
	12%	44%	28%	12%	1%	1%
234 responses						
3. Our school's purpose statement is based on shared values and beliefs that guide decision-making.	48	124	48	12	1	1
	21%	53%	21%	5%	0%	0%
234 responses						
4. Our school's purpose statement is supported by the policies and practices adopted by the school board or governing body.	36	123	60	12	1	2
	15%	53%	26%	5%	0%	1%
234 responses						

5. Our school has a continuous improvement process based on data, goals, actions, and measures for growth.

54	130	38	11	0	1
23%	56%	16%	5%	0%	0%

234 responses

D. Governance and Leadership

Section score: 3.85 Network average: 4.12

	Strongly Agree	Agree	Neutral	Disagree	Strongly Disagree	Not Applicable
	5	4	3	2	1	
	Number of Responses					
	Percentage of Total Responses					
1. Our school's governing body or school board complies with all policies, procedures, laws, and regulations.	42	122	52	10	3	0
	18%	53%	23%	4%	1%	0%
229 responses						
2. Our school's governing body or school board maintains a distinction between its roles and responsibilities and those of school leadership.	30	109	77	10	2	1
	13%	48%	34%	4%	1%	0%
229 responses						
3. Our school's leaders support an innovative and collaborative culture.	55	121	33	17	2	1
	24%	53%	14%	7%	1%	0%
229 responses						
4. Our school's leaders expect staff members to hold all students to high academic standards.	76	121	17	14	1	0
	33%	53%	7%	6%	0%	0%
229 responses						
5. Our school's leaders hold themselves accountable for student learning.	50	102	49	16	12	0
	22%	45%	21%	7%	5%	0%
229 responses						
6. Our school's leaders hold all staff members accountable for student learning.	62	116	28	21	2	0
	27%	51%	12%	9%	1%	0%
229 responses						
7. Our school's leaders regularly evaluate staff members on criteria designed to improve teaching and learning.	50	115	43	16	5	0

	22%	50%	19%	7%	2%	0%
	229 responses					
8. Our school's leaders ensure all staff members use supervisory feedback to improve student learning.	43	104	56	20	6	0
	19%	45%	24%	9%	3%	0%
	229 responses					
9. Our school's leaders engage effectively with all stakeholders about the school's purpose and direction.	37	114	53	20	3	2
	16%	50%	23%	9%	1%	1%
	229 responses					
10. Our school's leaders provide opportunities for stakeholders to be involved in the school.	49	121	47	8	2	2
	21%	53%	21%	3%	1%	1%
	229 responses					

E. Teaching and Assessing for Learning

Section score: 3.64 Network average: 3.97

	Strongly Agree	Agree	Neutral	Disagree	Strongly Disagree	Not Applicable
	5	4	3	2	1	
	Number of Responses					
	Percentage of Total Responses					
1. All teachers in our school monitor and adjust curriculum, instruction, and assessment based on data from student assessments and examination of professional practice.	38	107	41	24	4	2
	18%	50%	19%	11%	2%	1%
216 responses						
2. All teachers in our school personalize instructional strategies and interventions to address individual learning needs of students.	39	91	48	31	6	1
	18%	42%	22%	14%	3%	0%
216 responses						
3. All teachers in our school regularly use instructional strategies that require student collaboration, self-reflection, and development of critical thinking skills.	37	91	56	30	1	1
	17%	42%	26%	14%	0%	0%
216 responses						
4. All teachers in our school use a variety of technologies as instructional resources.	33	109	43	26	4	1
	15%	50%	20%	12%	2%	0%
216 responses						
5. All teachers in our school use a process to inform students of their learning expectations and standards of performance.	38	116	46	15	0	1
	18%	54%	21%	7%	0%	0%
216 responses						
6. All teachers in our school provide students with specific and timely feedback about their learning.	28	100	58	27	2	1
	13%	46%	27%	13%	1%	0%
216 responses						

7. All teachers in our school use multiple types of assessments to modify instruction and to revise the curriculum.	35	99	52	27	2	1
	16%	46%	24%	13%	1%	0%
	216 responses					
8. All teachers in our school use consistent common grading and reporting policies across grade levels and courses based on clearly defined criteria.	26	99	45	34	10	2
	12%	46%	21%	16%	5%	1%
	216 responses					
9. All teachers in our school participate in collaborative learning communities that meet both informally and formally across grade levels and content areas.	48	110	36	15	4	3
	22%	51%	17%	7%	2%	1%
	216 responses					
10. All teachers in our school have been trained to implement a formal process that promotes discussion about student learning (e.g., action research, examination of student work, reflection, study teams, and peer coaching).	25	87	63	36	3	2
	12%	40%	29%	17%	1%	1%
	216 responses					
11. In our school, challenging curriculum and learning experiences provide equity for all students in the development of learning, thinking, and life skills.	27	108	54	24	3	0
	13%	50%	25%	11%	1%	0%
	216 responses					
12. In our school, related learning support services are provided for all students based on their needs.	31	101	37	37	10	0
	14%	47%	17%	17%	5%	0%
	216 responses					
13. In our school, a formal structure exists so that each student is well known by at least one adult advocate in the school who supports that student's educational experience.	34	91	52	32	6	1
	16%	42%	24%	15%	3%	0%
	216 responses					
14. In our school, all staff members use student data to address the unique learning needs of all students.	37	109	44	24	2	0
	17%	50%	20%	11%	1%	0%
	216 responses					
15. In our school, staff members provide peer coaching to teachers.	36	93	48	34	5	0
	17%	43%	22%	16%	2%	0%
	216 responses					
16. In our school, a formal process is in place to support new staff members in their professional practice.	26	99	46	35	10	0

	12%	46%	21%	16%	5%	0%
	216 responses					
17. In our school, all staff members participate in continuous professional learning based on identified needs of the school.	43	101	48	23	1	0
	20%	47%	22%	11%	0%	0%
	216 responses					
18. In our school, a professional learning program is designed to build capacity among all professional and support staff members.	27	104	60	22	3	0
	13%	48%	28%	10%	1%	0%
	216 responses					
19. In our school, all school personnel regularly engage families in their children's learning progress.	31	89	70	26	0	0
	14%	41%	32%	12%	0%	0%
	216 responses					
20. In our school, all stakeholders are informed of policies, processes, and procedures related to grading and reporting.	31	124	42	17	1	1
	14%	57%	19%	8%	0%	0%
	216 responses					

F. Resources and Support Systems

Section score: 3.73 Network average: 4.08

	Strongly Agree	Agree	Neutral	Disagree	Strongly Disagree	Not Applicable
	5	4	3	2	1	
	Number of Responses					
	Percentage of Total Responses					
1. Our school provides qualified staff members to support student learning.	59	121	22	7	1	0
	28%	58%	10%	3%	0%	0%
	210 responses					
2. Our school provides instructional time and resources to support our school's goals and priorities.	37	120	33	14	6	0
	18%	57%	16%	7%	3%	0%
	210 responses					
3. Our school provides sufficient material resources to meet student needs.	25	90	50	40	5	0
	12%	43%	24%	19%	2%	0%
	210 responses					
4. Our school provides protected instructional time.	47	125	28	9	0	1
	22%	60%	13%	4%	0%	0%
	210 responses					
5. Our school provides a variety of information resources to support student learning.	32	119	40	17	2	0
	15%	57%	19%	8%	1%	0%
	210 responses					
6. Our school provides a plan for the acquisition and support of technology to support student learning.	15	84	54	48	9	0
	7%	40%	26%	23%	4%	0%
	210 responses					

7. Our school provides a plan for the acquisition and support of technology to support the school's operational needs.	14	81	59	46	8	2
	7%	39%	28%	22%	4%	1%
	210 responses					
8. Our school provides high quality student support services (e.g., counseling, referrals, educational, and career planning).	35	91	56	21	6	1
	17%	43%	27%	10%	3%	0%
	210 responses					
9. Our school provides opportunities for students to participate in activities that interest them.	37	113	33	25	2	0
	18%	54%	16%	12%	1%	0%
	210 responses					
10. Our school maintains facilities that support student learning.	42	128	25	12	3	0
	20%	61%	12%	6%	1%	0%
	210 responses					
11. Our school maintains facilities that contribute to a safe environment.	47	135	23	5	0	0
	22%	64%	11%	2%	0%	0%
	210 responses					

G. Using Results for Continuous Improvement

Section score: 3.85 Network average: 4.1

	Strongly Agree	Agree	Neutral	Disagree	Strongly Disagree	Not Applicable
	5	4	3	2	1	
	Number of Responses					
	Percentage of Total Responses					
1. Our school uses multiple assessment measures to determine student learning and school performance.	38	121	36	10	1	1
	18%	58%	17%	5%	0%	0%
207 responses						
2. Our school employs consistent assessment measures across classrooms and courses.	29	113	44	19	1	1
	14%	55%	21%	9%	0%	0%
207 responses						
3. Our school has a systematic process for collecting, analyzing, and using data.	36	110	43	15	2	1
	17%	53%	21%	7%	1%	0%
207 responses						
4. Our school ensures all staff members are trained in the evaluation, interpretation, and use of data.	24	117	41	23	2	0
	12%	57%	20%	11%	1%	0%
207 responses						
5. Our school uses data to monitor student readiness and success at the next level.	37	114	40	13	2	1
	18%	55%	19%	6%	1%	0%
207 responses						
6. Our school leaders monitor data related to student achievement.	43	121	36	6	0	1
	21%	58%	17%	3%	0%	0%
207 responses						
7. Our school leaders monitor data related to school continuous improvement goals.	42	119	39	6	0	1

20%
207 responses

57%

19%

3%

0%

0%



Appendix

Schools

Belleville High School
Edgemont Elementary School
McBride Middle School
Owen Intermediate School
Rawsonville Elementary School
Savage Road Elementary School
Tyler Elementary School