

## Parent Survey for Schools - 2017-02-07

---

run on 02/06/2017



surveys



**Report Filters****School:**

N/A

**Race:**

N/A

**Grade:**

N/A

**Gender:**

N/A

**Ethnicity:**

N/A

**Tag:**

N/A



## Report Summary

**Overall Score: 4.03**

Network Average: 4.02



### By Survey Section

### Section Score | Network Average

**Purpose and Direction: 3.96**

Network Average: 4.06

**Governance and Leadership: 3.98**

Network Average: 3.96

**Teaching and Assessing for Learning: 4.04**

Network Average: 3.98

**Resources and Support Systems: 4.07**

Network Average: 4.05

**Using Results for Continuous Improvement: 4.07**

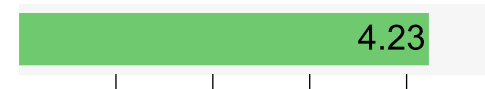
Network Average: 4.01



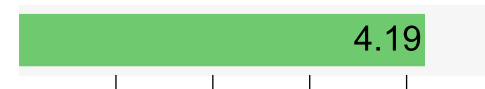


## Highest Scoring Items

**F3:** Our school provides a safe learning environment.



**E10:** My child knows the expectations for learning in all classes.



**F1:** Our school provides qualified staff members to support student learning.



**E8:** All of my child's teachers report on my child's progress in easy to understand language.



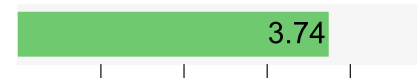
**F7:** Our school ensures that the facilities support student learning.



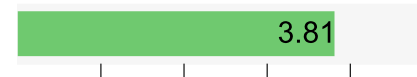


## Lowest Scoring Items

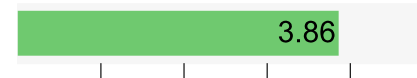
**C2:** Our school's purpose statement is formally reviewed and revised with involvement from parents.



**D2:** Our school's governing body does not interfere with the operation or leadership of our school.



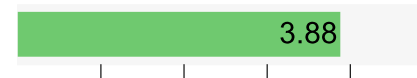
**E4:** All of my child's teachers meet his/her learning needs by individualizing instruction.



**F8:** Our school ensures the effective use of financial resources.



**E13:** My child has up-to-date computers and other technology to learn.





## Demographics

### Number of Responses | Percentages of Total Responses

#### 1. Gender

##### Rawsonville Elementary School

Male 13 21%

Female 50 79%

63 responses

##### McBride Middle School

Male 12 17%

Female 59 83%

71 responses

##### Savage Road Elementary School

Male 27 19%

Female 114 81%

141 responses

##### Edgemont Elementary School

Male 5 19%

Female 22 81%

27 responses

Belleville High School

Male 28 19%

Female 116 81%

144 responses

Tyler Elementary School

Male 15 24%

Female 47 76%

62 responses

Owen Intermediate School

Male 10 20%

Female 39 80%

49 responses

Early Childhood Development Center--ECDC

Male 1 50%

Female 1 50%

2 responses

Haggerty School

Male 1 33%

Female 2 67%

3 responses

Haggerty Elementary School

Male 1 25%

Female 3 75%

4 responses

Van Buren Alternative Education School

Male 1 100%

1 responses

## 2. Race

Rawsonville Elementary School

Asian 1 2%

Black or African American 19 30%

White 36 56%

Two or more races 8 13%

64 responses

McBride Middle School

Black or African American 19 27%

White 48 69%



Two or more races 3 4%

70 responses

Savage Road Elementary School

Asian 1 1%

Black or African American 40 28%

White 94 67%

Two or more races 5 4%

141 responses

Edgemont Elementary School

Black or African American 5 19%

White 20 74%

Two or more races 2 7%

27 responses

Belleville High School

American Indian or Alaska Native 3 2%

Black or African American 48 33%

Native Hawaiian or Other Pacific Islander 1 1%

White 83 58%

Two or more races 9 6%

144 responses

Tyler Elementary School

American Indian or Alaska Native 1 2%

Black or African American 36 58%

White 24 39%

Two or more races 1 2%

62 responses

Owen Intermediate School

Asian 1 2%

Black or African American 10 21%

White 31 66%

Two or more races 5 11%

47 responses

Early Childhood Development Center--ECDC

Black or African American 1 50%

White 1 50%

2 responses

Haggerty School

White 2 67%

Two or more races 1 33%

3 responses

#### Haggerty Elementary School

Black or African American 1 25%

Native Hawaiian or Other  
Pacific Islander 1 25%

White 2 50%

4 responses

#### Van Buren Alternative Education School

American Indian or Alaska  
Native 1 100%

1 responses

### 3. Ethnicity

#### Rawsonville Elementary School

Hispanic 4 7%

Not Hispanic or Latino 52 93%

56 responses

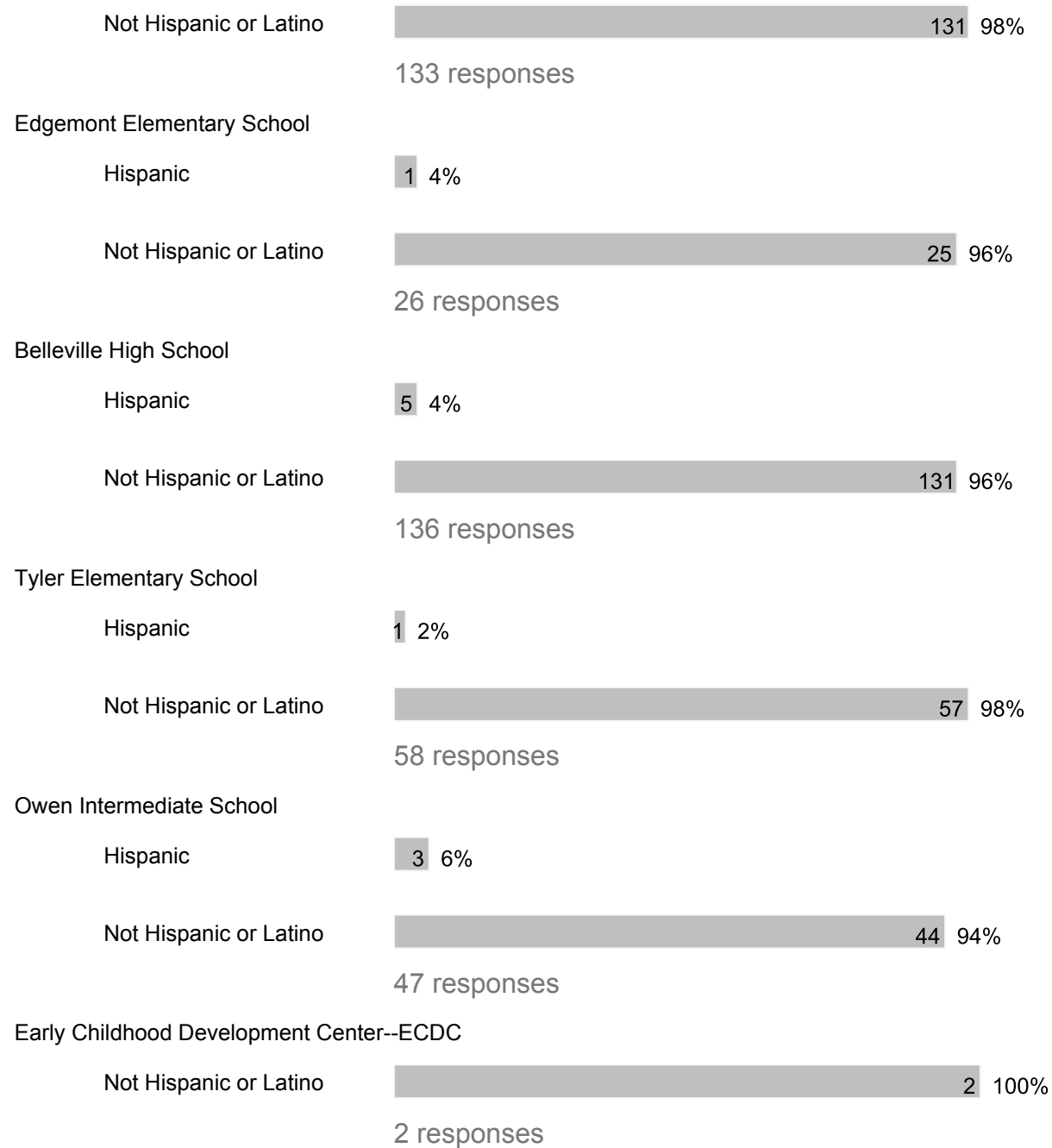
#### McBride Middle School

Not Hispanic or Latino 66 100%

66 responses

#### Savage Road Elementary School

Hispanic 2 2%




#### Haggerty School



3 responses

#### Haggerty Elementary School



4 responses

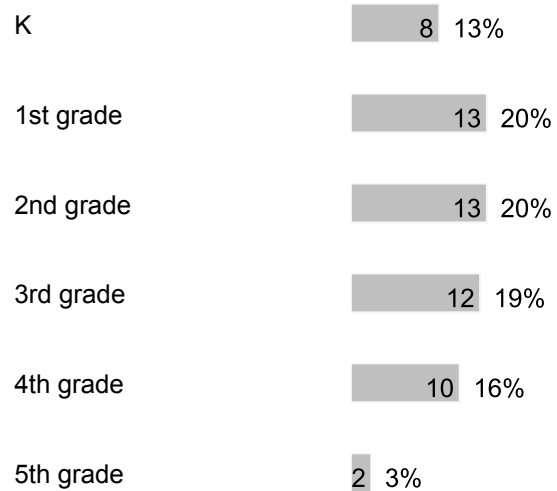
#### Van Buren Alternative Education School



1 responses

### 4. Grade

#### Rawsonville Elementary School



7th grade 2 3%

10th grade 1 2%

11th grade 2 3%

12th grade 1 2%

64 responses

McBride Middle School

4th grade 1 1%

6th grade 1 1%

7th grade 38 53%

8th grade 25 35%

10th grade 3 4%

11th grade 2 3%

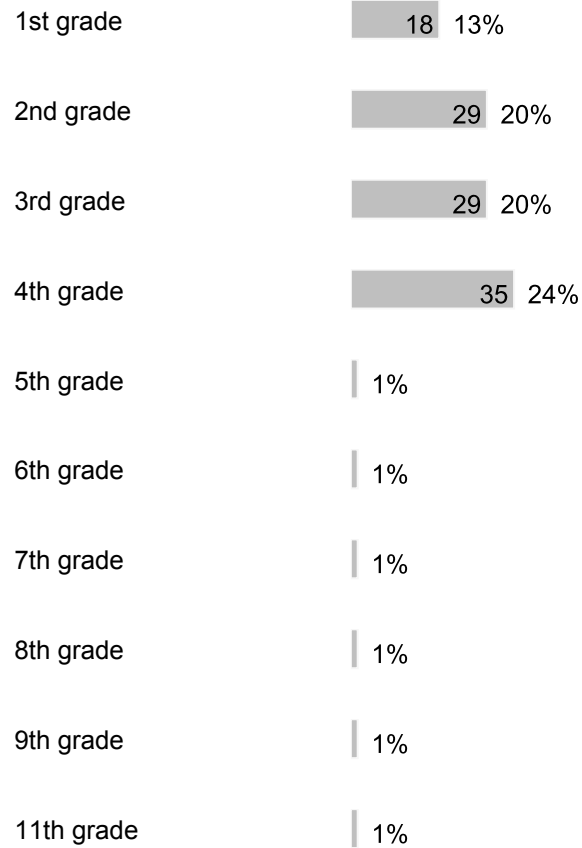
12th grade 2 3%

72 responses

Savage Road Elementary School

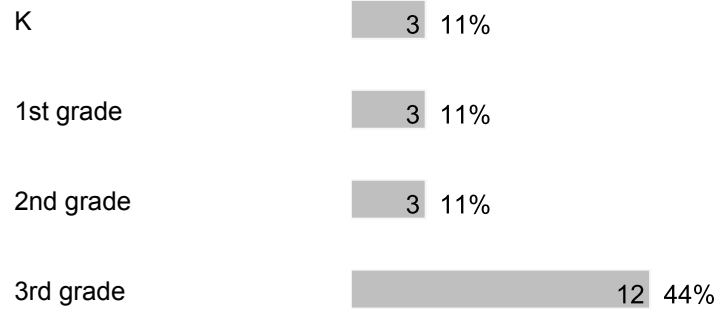
Pre-K 5 3%

K 19 13%



143 responses

Edgemont Elementary School



4th grade 5 19%

6th grade 1 4%

27 responses

Belleville High School

K 1 1%

6th grade 1 1%

9th grade 38 26%

10th grade 29 20%

11th grade 43 29%

12th grade 36 24%

148 responses

Tyler Elementary School

K 12 19%

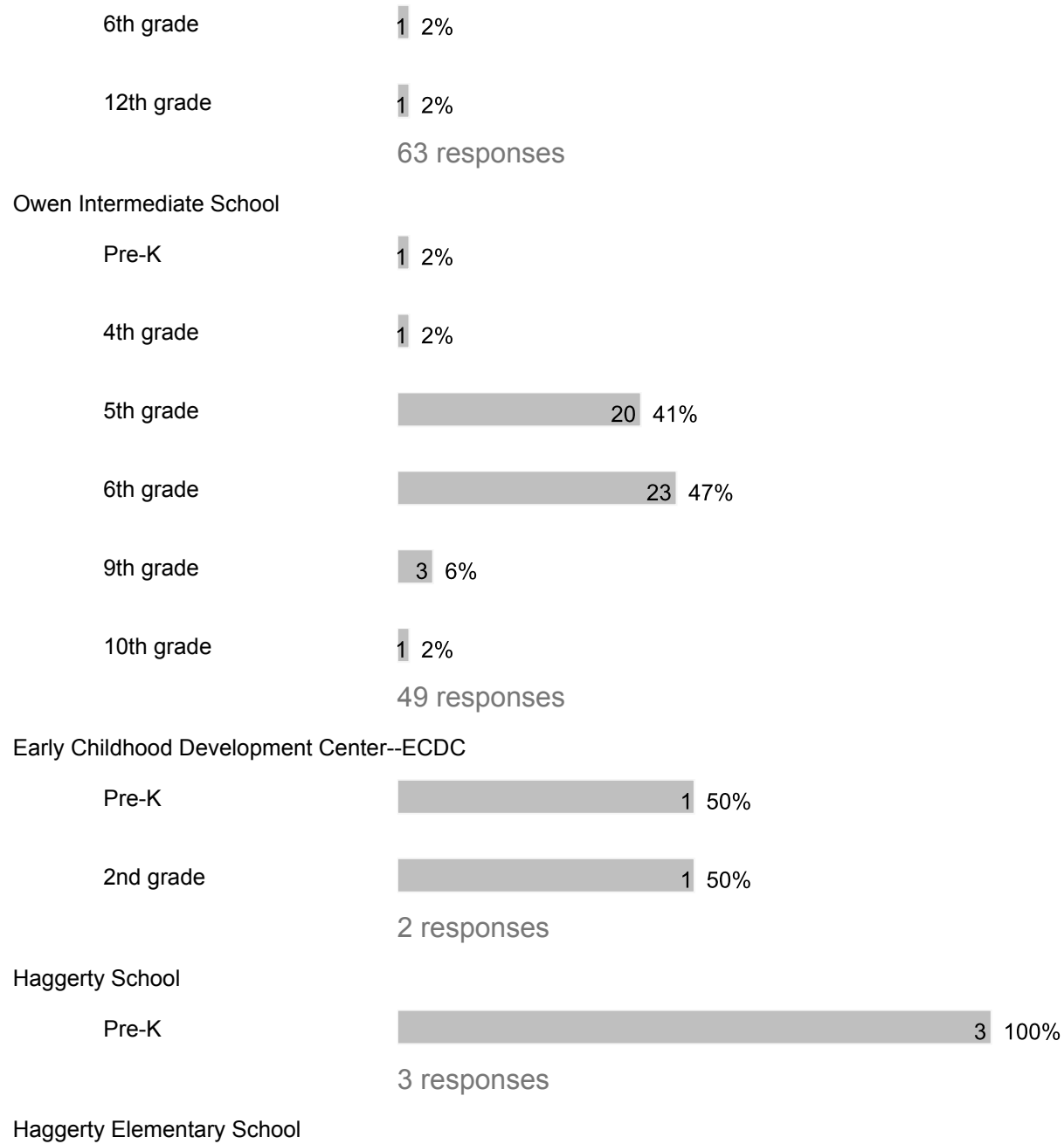
1st grade 9 14%

2nd grade 15 24%

3rd grade 10 16%

4th grade 15 24%





Pre-K 1 25%

K 1 25%

11th grade 1 25%

12th grade 1 25%

4 responses

#### Van Buren Alternative Education School

8th grade 1 100%

1 responses

## C. Purpose and Direction

Section score: 3.96 Network average: 4.06

1. Our school's purpose statement is clearly focused on student success.

	Strongly Agree	Agree	Neutral	Disagree	Strongly Disagree	Not Applicable
	5	4	3	2	1	
	Number of Responses					
	Percentage of Total Responses					
Rawsonville Elementary School	32	27	3	0	1	0
	51%	43%	5%	0%	2%	0%
	63 responses					
McBride Middle School	23	38	7	0	0	1
	33%	55%	10%	0%	0%	1%
	69 responses					
Savage Road Elementary School	65	53	17	2	2	0
	47%	38%	12%	1%	1%	0%
	139 responses					
Edgemont Elementary School	12	13	1	0	0	0

	<b>46%</b>	<b>50%</b>	<b>4%</b>	<b>0%</b>	<b>0%</b>	<b>0%</b>
	26 responses					
	<b>29</b>	<b>42</b>	<b>33</b>	<b>11</b>	<b>7</b>	<b>3</b>
Belleville High School	<b>23%</b>	<b>34%</b>	<b>26%</b>	<b>9%</b>	<b>6%</b>	<b>2%</b>
	125 responses					
	<b>28</b>	<b>28</b>	<b>1</b>	<b>1</b>	<b>2</b>	<b>1</b>
Tyler Elementary School	<b>46%</b>	<b>46%</b>	<b>2%</b>	<b>2%</b>	<b>3%</b>	<b>2%</b>
	61 responses					
	<b>8</b>	<b>20</b>	<b>12</b>	<b>2</b>	<b>0</b>	<b>0</b>
Owen Intermediate School	<b>19%</b>	<b>48%</b>	<b>29%</b>	<b>5%</b>	<b>0%</b>	<b>0%</b>
	42 responses					
	<b>0</b>	<b>1</b>	<b>0</b>	<b>0</b>	<b>0</b>	<b>0</b>
Early Childhood Development Center--ECDC	<b>0%</b>	<b>100%</b>	<b>0%</b>	<b>0%</b>	<b>0%</b>	<b>0%</b>
	1 responses					
	<b>0</b>	<b>3</b>	<b>0</b>	<b>0</b>	<b>0</b>	<b>0</b>
Haggerty School	<b>0%</b>	<b>100%</b>	<b>0%</b>	<b>0%</b>	<b>0%</b>	<b>0%</b>
	3 responses					
	<b>2</b>	<b>1</b>	<b>0</b>	<b>0</b>	<b>1</b>	<b>0</b>
Haggerty Elementary School	<b>50%</b>	<b>25%</b>	<b>0%</b>	<b>0%</b>	<b>25%</b>	<b>0%</b>
	4 responses					
	<b>0</b>	<b>0</b>	<b>1</b>	<b>0</b>	<b>0</b>	<b>0</b>
Van Buren Alternative Education School	<b>0%</b>	<b>0%</b>	<b>100%</b>	<b>0%</b>	<b>0%</b>	<b>0%</b>
	1 responses					
<b>2. Our school's purpose statement is formally reviewed and revised with involvement from parents.</b>						
	<b>23</b>	<b>29</b>	<b>8</b>	<b>1</b>	<b>1</b>	<b>1</b>
Rawsonville Elementary School	<b>37%</b>	<b>46%</b>	<b>13%</b>	<b>2%</b>	<b>2%</b>	<b>2%</b>
	63 responses					
	<b>17</b>	<b>31</b>	<b>17</b>	<b>3</b>	<b>0</b>	<b>1</b>

	<b>25%</b> 69 responses	<b>45%</b>	<b>25%</b>	<b>4%</b>	<b>0%</b>	<b>1%</b>
	<b>47</b>	<b>46</b>	<b>32</b>	<b>9</b>	<b>3</b>	<b>2</b>
Savage Road Elementary School	<b>34%</b> 139 responses	<b>33%</b>	<b>23%</b>	<b>6%</b>	<b>2%</b>	<b>1%</b>
	<b>7</b>	<b>10</b>	<b>7</b>	<b>1</b>	<b>1</b>	<b>0</b>
Edgemont Elementary School	<b>27%</b> 26 responses	<b>38%</b>	<b>27%</b>	<b>4%</b>	<b>4%</b>	<b>0%</b>
	<b>12</b>	<b>37</b>	<b>44</b>	<b>17</b>	<b>11</b>	<b>4</b>
Belleville High School	<b>10%</b> 125 responses	<b>30%</b>	<b>35%</b>	<b>14%</b>	<b>9%</b>	<b>3%</b>
	<b>16</b>	<b>21</b>	<b>19</b>	<b>2</b>	<b>2</b>	<b>1</b>
Tyler Elementary School	<b>26%</b> 61 responses	<b>34%</b>	<b>31%</b>	<b>3%</b>	<b>3%</b>	<b>2%</b>
	<b>6</b>	<b>14</b>	<b>15</b>	<b>5</b>	<b>1</b>	<b>1</b>
Owen Intermediate School	<b>14%</b> 42 responses	<b>33%</b>	<b>36%</b>	<b>12%</b>	<b>2%</b>	<b>2%</b>
	<b>0</b>	<b>0</b>	<b>1</b>	<b>0</b>	<b>0</b>	<b>0</b>
Early Childhood Development Center--ECDC	<b>0%</b> 1 responses	<b>0%</b>	<b>100%</b>	<b>0%</b>	<b>0%</b>	<b>0%</b>
	<b>0</b>	<b>3</b>	<b>0</b>	<b>0</b>	<b>0</b>	<b>0</b>
Haggerty School	<b>0%</b> 3 responses	<b>100%</b>	<b>0%</b>	<b>0%</b>	<b>0%</b>	<b>0%</b>
	<b>1</b>	<b>2</b>	<b>0</b>	<b>1</b>	<b>0</b>	<b>0</b>
Haggerty Elementary School	<b>25%</b> 4 responses	<b>50%</b>	<b>0%</b>	<b>25%</b>	<b>0%</b>	<b>0%</b>
	<b>0</b>	<b>1</b>	<b>0</b>	<b>0</b>	<b>0</b>	<b>0</b>
Van Buren Alternative Education School	<b>0%</b> 1 responses	<b>100%</b>	<b>0%</b>	<b>0%</b>	<b>0%</b>	<b>0%</b>

**3. Our school has established goals and a plan for improving student learning.**

Rawsonville Elementary School	<b>29</b> <b>46%</b> 63 responses	<b>30</b> <b>48%</b>	<b>3</b> <b>5%</b>	<b>0</b> <b>0%</b>	<b>1</b> <b>2%</b>	<b>0</b> <b>0%</b>
McBride Middle School	<b>22</b> <b>32%</b> 69 responses	<b>39</b> <b>57%</b>	<b>5</b> <b>7%</b>	<b>2</b> <b>3%</b>	<b>0</b> <b>0%</b>	<b>1</b> <b>1%</b>
Savage Road Elementary School	<b>57</b> <b>41%</b> 139 responses	<b>65</b> <b>47%</b>	<b>12</b> <b>9%</b>	<b>0</b> <b>0%</b>	<b>5</b> <b>4%</b>	<b>0</b> <b>0%</b>
Edgemont Elementary School	<b>16</b> <b>62%</b> 26 responses	<b>9</b> <b>35%</b>	<b>1</b> <b>4%</b>	<b>0</b> <b>0%</b>	<b>0</b> <b>0%</b>	<b>0</b> <b>0%</b>
Belleville High School	<b>18</b> <b>14%</b> 125 responses	<b>42</b> <b>34%</b>	<b>33</b> <b>26%</b>	<b>15</b> <b>12%</b>	<b>14</b> <b>11%</b>	<b>3</b> <b>2%</b>
Tyler Elementary School	<b>28</b> <b>46%</b> 61 responses	<b>27</b> <b>44%</b>	<b>5</b> <b>8%</b>	<b>0</b> <b>0%</b>	<b>1</b> <b>2%</b>	<b>0</b> <b>0%</b>
Owen Intermediate School	<b>8</b> <b>19%</b> 42 responses	<b>18</b> <b>43%</b>	<b>13</b> <b>31%</b>	<b>3</b> <b>7%</b>	<b>0</b> <b>0%</b>	<b>0</b> <b>0%</b>
Early Childhood Development Center--ECDC	<b>0</b> <b>0%</b> 1 responses	<b>1</b> <b>100%</b>	<b>0</b> <b>0%</b>	<b>0</b> <b>0%</b>	<b>0</b> <b>0%</b>	<b>0</b> <b>0%</b>
Haggerty School	<b>0</b> <b>0%</b> 3 responses	<b>3</b> <b>100%</b>	<b>0</b> <b>0%</b>	<b>0</b> <b>0%</b>	<b>0</b> <b>0%</b>	<b>0</b> <b>0%</b>

	<b>2</b>	<b>1</b>	<b>0</b>	<b>0</b>	<b>0</b>	<b>1</b>
Haggerty Elementary School	<b>50%</b>	<b>25%</b>	<b>0%</b>	<b>0%</b>	<b>0%</b>	<b>25%</b>
	4 responses					
	<b>0</b>	<b>0</b>	<b>0</b>	<b>1</b>	<b>0</b>	<b>0</b>
Van Buren Alternative Education School	<b>0%</b>	<b>0%</b>	<b>0%</b>	<b>100%</b>	<b>0%</b>	<b>0%</b>
	1 responses					

## D. Governance and Leadership

Section score: 3.98 Network average: 3.96

1. Our school's governing body operates responsibly and functions effectively.

	Strongly Agree	Agree	Neutral	Disagree	Strongly Disagree	Not Applicable
	5	4	3	2	1	
	Number of Responses					
	Percentage of Total Responses					
Rawsonville Elementary School	23	32	3	2	1	0
	38%	52%	5%	3%	2%	0%
61 responses						
McBride Middle School	16	32	12	0	1	2
	25%	51%	19%	0%	2%	3%
63 responses						
Savage Road Elementary School	39	62	26	5	2	1
	29%	46%	19%	4%	1%	1%
135 responses						
Edgemont Elementary School	7	12	2	1	0	0
	32%	55%	9%	5%	0%	0%
22 responses						
Belleville High School	12	39	33	12	13	0
	11%	36%	30%	11%	12%	0%
109 responses						
Tyler Elementary School	21	31	3	3	0	0
	36%	53%	5%	5%	0%	0%
58 responses						



	<b>5</b>	<b>15</b>	<b>9</b>	<b>4</b>	<b>0</b>	<b>1</b>
Owen Intermediate School	<b>15%</b>	<b>44%</b>	<b>26%</b>	<b>12%</b>	<b>0%</b>	<b>3%</b>
	34 responses					
	<b>0</b>	<b>1</b>	<b>0</b>	<b>0</b>	<b>0</b>	<b>0</b>
Early Childhood Development Center--ECDC	<b>0%</b>	<b>100%</b>	<b>0%</b>	<b>0%</b>	<b>0%</b>	<b>0%</b>
	1 responses					
	<b>0</b>	<b>1</b>	<b>2</b>	<b>0</b>	<b>0</b>	<b>0</b>
Haggerty School	<b>0%</b>	<b>33%</b>	<b>67%</b>	<b>0%</b>	<b>0%</b>	<b>0%</b>
	3 responses					
	<b>1</b>	<b>2</b>	<b>0</b>	<b>0</b>	<b>1</b>	<b>0</b>
Haggerty Elementary School	<b>25%</b>	<b>50%</b>	<b>0%</b>	<b>0%</b>	<b>25%</b>	<b>0%</b>
	4 responses					
	<b>0</b>	<b>0</b>	<b>0</b>	<b>1</b>	<b>0</b>	<b>0</b>
Van Buren Alternative Education School	<b>0%</b>	<b>0%</b>	<b>0%</b>	<b>100%</b>	<b>0%</b>	<b>0%</b>
	1 responses					
Our school's governing body does not interfere with the operation or leadership of our school.						
	<b>22</b>	<b>30</b>	<b>6</b>	<b>1</b>	<b>2</b>	<b>0</b>
Rawsonville Elementary School	<b>36%</b>	<b>49%</b>	<b>10%</b>	<b>2%</b>	<b>3%</b>	<b>0%</b>
	61 responses					
	<b>15</b>	<b>28</b>	<b>16</b>	<b>1</b>	<b>1</b>	<b>2</b>
McBride Middle School	<b>24%</b>	<b>44%</b>	<b>25%</b>	<b>2%</b>	<b>2%</b>	<b>3%</b>
	63 responses					
	<b>30</b>	<b>61</b>	<b>36</b>	<b>6</b>	<b>1</b>	<b>1</b>
Savage Road Elementary School	<b>22%</b>	<b>45%</b>	<b>27%</b>	<b>4%</b>	<b>1%</b>	<b>1%</b>
	135 responses					
	<b>6</b>	<b>11</b>	<b>5</b>	<b>0</b>	<b>0</b>	<b>0</b>
Edgemont Elementary School	<b>27%</b>	<b>50%</b>	<b>23%</b>	<b>0%</b>	<b>0%</b>	<b>0%</b>
	22 responses					

Belleville High School	<b>11</b>	<b>37</b>	<b>39</b>	<b>10</b>	<b>12</b>	<b>0</b>
	<b>10%</b>	<b>34%</b>	<b>36%</b>	<b>9%</b>	<b>11%</b>	<b>0%</b>
	109 responses					
Tyler Elementary School	<b>12</b>	<b>35</b>	<b>10</b>	<b>1</b>	<b>0</b>	<b>0</b>
	<b>21%</b>	<b>60%</b>	<b>17%</b>	<b>2%</b>	<b>0%</b>	<b>0%</b>
	58 responses					
Owen Intermediate School	<b>5</b>	<b>14</b>	<b>11</b>	<b>1</b>	<b>1</b>	<b>2</b>
	<b>15%</b>	<b>41%</b>	<b>32%</b>	<b>3%</b>	<b>3%</b>	<b>6%</b>
	34 responses					
Early Childhood Development Center--ECDC	<b>0</b>	<b>1</b>	<b>0</b>	<b>0</b>	<b>0</b>	<b>0</b>
	<b>0%</b>	<b>100%</b>	<b>0%</b>	<b>0%</b>	<b>0%</b>	<b>0%</b>
	1 responses					
Haggerty School	<b>0</b>	<b>2</b>	<b>1</b>	<b>0</b>	<b>0</b>	<b>0</b>
	<b>0%</b>	<b>67%</b>	<b>33%</b>	<b>0%</b>	<b>0%</b>	<b>0%</b>
	3 responses					
Haggerty Elementary School	<b>2</b>	<b>1</b>	<b>0</b>	<b>0</b>	<b>0</b>	<b>1</b>
	<b>50%</b>	<b>25%</b>	<b>0%</b>	<b>0%</b>	<b>0%</b>	<b>25%</b>
	4 responses					
Van Buren Alternative Education School	<b>0</b>	<b>0</b>	<b>1</b>	<b>0</b>	<b>0</b>	<b>0</b>
	<b>0%</b>	<b>0%</b>	<b>100%</b>	<b>0%</b>	<b>0%</b>	<b>0%</b>
	1 responses					
Our school has high expectations for students in all sses.						
Rawsonville Elementary School	<b>36</b>	<b>24</b>	<b>0</b>	<b>0</b>	<b>1</b>	<b>0</b>
	<b>59%</b>	<b>39%</b>	<b>0%</b>	<b>0%</b>	<b>2%</b>	<b>0%</b>
	61 responses					
McBride Middle School	<b>19</b>	<b>33</b>	<b>5</b>	<b>5</b>	<b>0</b>	<b>1</b>
	<b>30%</b>	<b>52%</b>	<b>8%</b>	<b>8%</b>	<b>0%</b>	<b>2%</b>
	63 responses					

Savage Road Elementary School	66 49%	53 39%	10 7%	3 2%	3 2%	0 0%
	135 responses					
Edgemont Elementary School	14 64%	8 36%	0 0%	0 0%	0 0%	0 0%
	22 responses					
Belleville High School	22 20%	40 37%	17 16%	14 13%	15 14%	1 1%
	109 responses					
Tyler Elementary School	35 60%	19 33%	4 7%	0 0%	0 0%	0 0%
	58 responses					
Owen Intermediate School	8 24%	20 59%	5 15%	1 3%	0 0%	0 0%
	34 responses					
Early Childhood Development Center--ECDC	0 0%	1 100%	0 0%	0 0%	0 0%	0 0%
	1 responses					
Haggerty School	1 33%	2 67%	0 0%	0 0%	0 0%	0 0%
	3 responses					
Haggerty Elementary School	1 25%	2 50%	0 0%	0 0%	1 25%	0 0%
	4 responses					
Van Buren Alternative Education School	0 0%	0 0%	1 100%	0 0%	0 0%	0 0%
	1 responses					

4. Our school shares responsibility for student learning with its stakeholders.

Rawsonville Elementary School	<b>27</b> <b>44%</b>	<b>29</b> <b>48%</b>	<b>2</b> <b>3%</b>	<b>0</b> <b>0%</b>	<b>2</b> <b>3%</b>	<b>1</b> <b>2%</b>
	61 responses					
McBride Middle School	<b>15</b> <b>24%</b>	<b>36</b> <b>57%</b>	<b>10</b> <b>16%</b>	<b>1</b> <b>2%</b>	<b>0</b> <b>0%</b>	<b>1</b> <b>2%</b>
	63 responses					
Savage Road Elementary School	<b>47</b> <b>35%</b>	<b>57</b> <b>42%</b>	<b>25</b> <b>19%</b>	<b>1</b> <b>1%</b>	<b>4</b> <b>3%</b>	<b>1</b> <b>1%</b>
	135 responses					
Edgemont Elementary School	<b>8</b> <b>36%</b>	<b>13</b> <b>59%</b>	<b>1</b> <b>5%</b>	<b>0</b> <b>0%</b>	<b>0</b> <b>0%</b>	<b>0</b> <b>0%</b>
	22 responses					
Belleville High School	<b>10</b> <b>9%</b>	<b>35</b> <b>32%</b>	<b>35</b> <b>32%</b>	<b>16</b> <b>15%</b>	<b>12</b> <b>11%</b>	<b>1</b> <b>1%</b>
	109 responses					
Tyler Elementary School	<b>29</b> <b>50%</b>	<b>24</b> <b>41%</b>	<b>4</b> <b>7%</b>	<b>1</b> <b>2%</b>	<b>0</b> <b>0%</b>	<b>0</b> <b>0%</b>
	58 responses					
Owen Intermediate School	<b>8</b> <b>24%</b>	<b>16</b> <b>47%</b>	<b>6</b> <b>18%</b>	<b>3</b> <b>9%</b>	<b>0</b> <b>0%</b>	<b>1</b> <b>3%</b>
	34 responses					
Early Childhood Development Center--ECDC	<b>0</b> <b>0%</b>	<b>1</b> <b>100%</b>	<b>0</b> <b>0%</b>	<b>0</b> <b>0%</b>	<b>0</b> <b>0%</b>	<b>0</b> <b>0%</b>
	1 responses					
Haggerty School	<b>2</b> <b>67%</b>	<b>0</b> <b>0%</b>	<b>1</b> <b>33%</b>	<b>0</b> <b>0%</b>	<b>0</b> <b>0%</b>	<b>0</b> <b>0%</b>
	3 responses					
Haggerty Elementary School	<b>1</b>	<b>1</b>	<b>0</b>	<b>0</b>	<b>0</b>	<b>2</b>

5. Our school communicates effectively about the school's goals and activities.

	25%	25%	0%	0%	0%	50%
	4 responses					
Van Buren Alternative Education School	0	0	1	0	0	0
	0%	0%	100%	0%	0%	0%
	1 responses					
Rawsonville Elementary School	33	24	2	1	1	0
	54%	39%	3%	2%	2%	0%
	61 responses					
McBride Middle School	18	35	8	1	0	1
	29%	56%	13%	2%	0%	2%
	63 responses					
Savage Road Elementary School	60	57	10	5	3	0
	44%	42%	7%	4%	2%	0%
	135 responses					
Edgemont Elementary School	10	11	1	0	0	0
	45%	50%	5%	0%	0%	0%
	22 responses					
Belleville High School	16	39	27	15	12	0
	15%	36%	25%	14%	11%	0%
	109 responses					
Tyler Elementary School	35	18	5	0	0	0
	60%	31%	9%	0%	0%	0%
	58 responses					
Owen Intermediate School	10	13	6	3	2	0
	29%	38%	18%	9%	6%	0%
	34 responses					
Early Childhood Development Center--ECDC	0	1	0	0	0	0

<b>0%</b>	<b>100%</b>	<b>0%</b>	<b>0%</b>	<b>0%</b>	<b>0%</b>
1 responses					

Haggerty School	<b>0</b>	<b>2</b>	<b>1</b>	<b>0</b>	<b>0</b>	<b>0</b>
	<b>0%</b>	<b>67%</b>	<b>33%</b>	<b>0%</b>	<b>0%</b>	<b>0%</b>

3 responses

Haggerty Elementary School	<b>1</b>	<b>1</b>	<b>1</b>	<b>0</b>	<b>0</b>	<b>1</b>
	<b>25%</b>	<b>25%</b>	<b>25%</b>	<b>0%</b>	<b>0%</b>	<b>25%</b>

4 responses

Van Buren Alternative Education School	<b>0</b>	<b>0</b>	<b>1</b>	<b>0</b>	<b>0</b>	<b>0</b>
	<b>0%</b>	<b>0%</b>	<b>100%</b>	<b>0%</b>	<b>0%</b>	<b>0%</b>

1 responses

**6.** Our school provides opportunities for stakeholders to be involved in the school.

Rawsonville Elementary School	<b>27</b>	<b>29</b>	<b>3</b>	<b>0</b>	<b>1</b>	<b>1</b>
	<b>44%</b>	<b>48%</b>	<b>5%</b>	<b>0%</b>	<b>2%</b>	<b>2%</b>

61 responses

McBride Middle School	<b>18</b>	<b>29</b>	<b>13</b>	<b>1</b>	<b>0</b>	<b>2</b>
	<b>29%</b>	<b>46%</b>	<b>21%</b>	<b>2%</b>	<b>0%</b>	<b>3%</b>

63 responses

Savage Road Elementary School	<b>51</b>	<b>56</b>	<b>21</b>	<b>2</b>	<b>3</b>	<b>2</b>
	<b>38%</b>	<b>41%</b>	<b>16%</b>	<b>1%</b>	<b>2%</b>	<b>1%</b>

135 responses

Edgemont Elementary School	<b>13</b>	<b>8</b>	<b>1</b>	<b>0</b>	<b>0</b>	<b>0</b>
	<b>59%</b>	<b>36%</b>	<b>5%</b>	<b>0%</b>	<b>0%</b>	<b>0%</b>

22 responses

Belleville High School	<b>14</b>	<b>34</b>	<b>34</b>	<b>12</b>	<b>13</b>	<b>2</b>
	<b>13%</b>	<b>31%</b>	<b>31%</b>	<b>11%</b>	<b>12%</b>	<b>2%</b>

109 responses

Tyler Elementary School	<b>26</b>	<b>23</b>	<b>8</b>	<b>1</b>	<b>0</b>	<b>0</b>
-------------------------	-----------	-----------	----------	----------	----------	----------

	<b>45%</b>	<b>40%</b>	<b>14%</b>	<b>2%</b>	<b>0%</b>	<b>0%</b>
	58 responses					
	<b>7</b>	<b>21</b>	<b>3</b>	<b>2</b>	<b>1</b>	<b>0</b>
Owen Intermediate School	<b>21%</b>	<b>62%</b>	<b>9%</b>	<b>6%</b>	<b>3%</b>	<b>0%</b>
	34 responses					
	<b>0</b>	<b>1</b>	<b>0</b>	<b>0</b>	<b>0</b>	<b>0</b>
Early Childhood Development Center--ECDC	<b>0%</b>	<b>100%</b>	<b>0%</b>	<b>0%</b>	<b>0%</b>	<b>0%</b>
	1 responses					
	<b>1</b>	<b>1</b>	<b>1</b>	<b>0</b>	<b>0</b>	<b>0</b>
Haggerty School	<b>33%</b>	<b>33%</b>	<b>33%</b>	<b>0%</b>	<b>0%</b>	<b>0%</b>
	3 responses					
	<b>1</b>	<b>1</b>	<b>0</b>	<b>0</b>	<b>1</b>	<b>1</b>
Haggerty Elementary School	<b>25%</b>	<b>25%</b>	<b>0%</b>	<b>0%</b>	<b>25%</b>	<b>25%</b>
	4 responses					
	<b>0</b>	<b>0</b>	<b>0</b>	<b>1</b>	<b>0</b>	<b>0</b>
Van Buren Alternative Education School	<b>0%</b>	<b>0%</b>	<b>0%</b>	<b>100%</b>	<b>0%</b>	<b>0%</b>
	1 responses					

## E. Teaching and Assessing for Learning

Section score: 4.04 Network average: 3.98

1. All of my child's teachers provide an equitable curriculum that meets his/her learning needs.

	Strongly Agree	Agree	Neutral	Disagree	Strongly Disagree	Not Applicable
	5	4	3	2	1	
	Number of Responses					
	Percentage of Total Responses					
Rawsonville Elementary School	38	21	0	0	1	0
	63%	35%	0%	0%	2%	0%
60 responses						
McBride Middle School	19	32	5	5	0	1
	31%	52%	8%	8%	0%	2%
62 responses						
Savage Road Elementary School	69	45	12	3	4	0
	52%	34%	9%	2%	3%	0%
133 responses						
Edgemont Elementary School	14	8	0	0	0	0
	64%	36%	0%	0%	0%	0%
22 responses						
Belleville High School	14	43	14	10	17	1
	14%	43%	14%	10%	17%	1%
99 responses						
Tyler Elementary School	31	22	1	1	1	0
	55%	39%	2%	2%	2%	0%
56 responses						



	<b>11</b>	<b>13</b>	<b>1</b>	<b>6</b>	<b>2</b>	<b>0</b>
Owen Intermediate School	<b>33%</b>	<b>39%</b>	<b>3%</b>	<b>18%</b>	<b>6%</b>	<b>0%</b>
	33 responses					
	<b>1</b>	<b>0</b>	<b>0</b>	<b>0</b>	<b>0</b>	<b>0</b>
Early Childhood Development Center--ECDC	<b>100%</b>	<b>0%</b>	<b>0%</b>	<b>0%</b>	<b>0%</b>	<b>0%</b>
	1 responses					
	<b>2</b>	<b>1</b>	<b>0</b>	<b>0</b>	<b>0</b>	<b>0</b>
Haggerty School	<b>67%</b>	<b>33%</b>	<b>0%</b>	<b>0%</b>	<b>0%</b>	<b>0%</b>
	3 responses					
	<b>2</b>	<b>1</b>	<b>0</b>	<b>0</b>	<b>0</b>	<b>0</b>
Haggerty Elementary School	<b>67%</b>	<b>33%</b>	<b>0%</b>	<b>0%</b>	<b>0%</b>	<b>0%</b>
	3 responses					
	<b>0</b>	<b>0</b>	<b>0</b>	<b>1</b>	<b>0</b>	<b>0</b>
Van Buren Alternative Education School	<b>0%</b>	<b>0%</b>	<b>0%</b>	<b>100%</b>	<b>0%</b>	<b>0%</b>
	1 responses					
All of my child's teachers give work that challenges my d.						
	<b>35</b>	<b>23</b>	<b>1</b>	<b>0</b>	<b>1</b>	<b>0</b>
Rawsonville Elementary School	<b>58%</b>	<b>38%</b>	<b>2%</b>	<b>0%</b>	<b>2%</b>	<b>0%</b>
	60 responses					
	<b>16</b>	<b>33</b>	<b>8</b>	<b>3</b>	<b>1</b>	<b>1</b>
McBride Middle School	<b>26%</b>	<b>53%</b>	<b>13%</b>	<b>5%</b>	<b>2%</b>	<b>2%</b>
	62 responses					
	<b>64</b>	<b>51</b>	<b>11</b>	<b>3</b>	<b>4</b>	<b>0</b>
Savage Road Elementary School	<b>48%</b>	<b>38%</b>	<b>8%</b>	<b>2%</b>	<b>3%</b>	<b>0%</b>
	133 responses					
	<b>16</b>	<b>6</b>	<b>0</b>	<b>0</b>	<b>0</b>	<b>0</b>
Edgemont Elementary School	<b>73%</b>	<b>27%</b>	<b>0%</b>	<b>0%</b>	<b>0%</b>	<b>0%</b>
	22 responses					

Belleville High School	<b>17</b>	<b>43</b>	<b>16</b>	<b>11</b>	<b>11</b>	<b>1</b>
	<b>17%</b>	<b>43%</b>	<b>16%</b>	<b>11%</b>	<b>11%</b>	<b>1%</b>
	99 responses					
Tyler Elementary School	<b>33</b>	<b>15</b>	<b>2</b>	<b>5</b>	<b>1</b>	<b>0</b>
	<b>59%</b>	<b>27%</b>	<b>4%</b>	<b>9%</b>	<b>2%</b>	<b>0%</b>
	56 responses					
Owen Intermediate School	<b>12</b>	<b>14</b>	<b>4</b>	<b>2</b>	<b>1</b>	<b>0</b>
	<b>36%</b>	<b>42%</b>	<b>12%</b>	<b>6%</b>	<b>3%</b>	<b>0%</b>
	33 responses					
Early Childhood Development Center--ECDC	<b>1</b>	<b>0</b>	<b>0</b>	<b>0</b>	<b>0</b>	<b>0</b>
	<b>100%</b>	<b>0%</b>	<b>0%</b>	<b>0%</b>	<b>0%</b>	<b>0%</b>
	1 responses					
Haggerty School	<b>2</b>	<b>1</b>	<b>0</b>	<b>0</b>	<b>0</b>	<b>0</b>
	<b>67%</b>	<b>33%</b>	<b>0%</b>	<b>0%</b>	<b>0%</b>	<b>0%</b>
	3 responses					
Haggerty Elementary School	<b>1</b>	<b>1</b>	<b>0</b>	<b>0</b>	<b>0</b>	<b>1</b>
	<b>33%</b>	<b>33%</b>	<b>0%</b>	<b>0%</b>	<b>0%</b>	<b>33%</b>
	3 responses					
Van Buren Alternative Education School	<b>0</b>	<b>0</b>	<b>0</b>	<b>0</b>	<b>1</b>	<b>0</b>
	<b>0%</b>	<b>0%</b>	<b>0%</b>	<b>0%</b>	<b>100%</b>	<b>0%</b>
	1 responses					
All of my child's teachers use a variety of teaching strategies and learning activities.						
Rawsonville Elementary School	<b>33</b>	<b>25</b>	<b>1</b>	<b>0</b>	<b>1</b>	<b>0</b>
	<b>55%</b>	<b>42%</b>	<b>2%</b>	<b>0%</b>	<b>2%</b>	<b>0%</b>
	60 responses					
McBride Middle School	<b>18</b>	<b>33</b>	<b>7</b>	<b>2</b>	<b>1</b>	<b>1</b>
	<b>29%</b>	<b>53%</b>	<b>11%</b>	<b>3%</b>	<b>2%</b>	<b>2%</b>
	62 responses					

Savage Road Elementary School	<b>63</b> <b>47%</b> 133 responses	<b>55</b> <b>41%</b>	<b>9</b> <b>7%</b>	<b>3</b> <b>2%</b>	<b>3</b> <b>2%</b>	<b>0</b> <b>0%</b>
Edgemont Elementary School	<b>14</b> <b>64%</b> 22 responses	<b>8</b> <b>36%</b>	<b>0</b> <b>0%</b>	<b>0</b> <b>0%</b>	<b>0</b> <b>0%</b>	<b>0</b> <b>0%</b>
Belleville High School	<b>13</b> <b>13%</b> 99 responses	<b>39</b> <b>39%</b>	<b>17</b> <b>17%</b>	<b>16</b> <b>16%</b>	<b>13</b> <b>13%</b>	<b>1</b> <b>1%</b>
Tyler Elementary School	<b>30</b> <b>54%</b> 56 responses	<b>21</b> <b>38%</b>	<b>4</b> <b>7%</b>	<b>1</b> <b>2%</b>	<b>0</b> <b>0%</b>	<b>0</b> <b>0%</b>
Owen Intermediate School	<b>10</b> <b>30%</b> 33 responses	<b>13</b> <b>39%</b>	<b>6</b> <b>18%</b>	<b>3</b> <b>9%</b>	<b>1</b> <b>3%</b>	<b>0</b> <b>0%</b>
Early Childhood Development Center--ECDC	<b>1</b> <b>100%</b> 1 responses	<b>0</b> <b>0%</b>	<b>0</b> <b>0%</b>	<b>0</b> <b>0%</b>	<b>0</b> <b>0%</b>	<b>0</b> <b>0%</b>
Haggerty School	<b>2</b> <b>67%</b> 3 responses	<b>1</b> <b>33%</b>	<b>0</b> <b>0%</b>	<b>0</b> <b>0%</b>	<b>0</b> <b>0%</b>	<b>0</b> <b>0%</b>
Haggerty Elementary School	<b>1</b> <b>33%</b> 3 responses	<b>2</b> <b>67%</b>	<b>0</b> <b>0%</b>	<b>0</b> <b>0%</b>	<b>0</b> <b>0%</b>	<b>0</b> <b>0%</b>
Van Buren Alternative Education School	<b>0</b> <b>0%</b> 1 responses	<b>0</b> <b>0%</b>	<b>1</b> <b>100%</b>	<b>0</b> <b>0%</b>	<b>0</b> <b>0%</b>	<b>0</b> <b>0%</b>

4. All of my child's teachers meet his/her learning needs by individualizing instruction.

Rawsonville Elementary School	<b>34</b> <b>57%</b>	<b>22</b> <b>37%</b>	<b>2</b> <b>3%</b>	<b>1</b> <b>2%</b>	<b>1</b> <b>2%</b>	<b>0</b> <b>0%</b>
	60 responses					
McBride Middle School	<b>17</b> <b>27%</b>	<b>27</b> <b>44%</b>	<b>8</b> <b>13%</b>	<b>7</b> <b>11%</b>	<b>2</b> <b>3%</b>	<b>1</b> <b>2%</b>
	62 responses					
Savage Road Elementary School	<b>57</b> <b>43%</b>	<b>52</b> <b>39%</b>	<b>14</b> <b>11%</b>	<b>4</b> <b>3%</b>	<b>6</b> <b>5%</b>	<b>0</b> <b>0%</b>
	133 responses					
Edgemont Elementary School	<b>13</b> <b>59%</b>	<b>9</b> <b>41%</b>	<b>0</b> <b>0%</b>	<b>0</b> <b>0%</b>	<b>0</b> <b>0%</b>	<b>0</b> <b>0%</b>
	22 responses					
Belleville High School	<b>8</b> <b>8%</b>	<b>25</b> <b>25%</b>	<b>25</b> <b>25%</b>	<b>20</b> <b>20%</b>	<b>19</b> <b>19%</b>	<b>2</b> <b>2%</b>
	99 responses					
Tyler Elementary School	<b>28</b> <b>50%</b>	<b>20</b> <b>36%</b>	<b>4</b> <b>7%</b>	<b>2</b> <b>4%</b>	<b>2</b> <b>4%</b>	<b>0</b> <b>0%</b>
	56 responses					
Owen Intermediate School	<b>9</b> <b>27%</b>	<b>12</b> <b>36%</b>	<b>3</b> <b>9%</b>	<b>3</b> <b>9%</b>	<b>6</b> <b>18%</b>	<b>0</b> <b>0%</b>
	33 responses					
Early Childhood Development Center--ECDC	<b>1</b> <b>100%</b>	<b>0</b> <b>0%</b>	<b>0</b> <b>0%</b>	<b>0</b> <b>0%</b>	<b>0</b> <b>0%</b>	<b>0</b> <b>0%</b>
	1 responses					
Haggerty School	<b>2</b> <b>67%</b>	<b>1</b> <b>33%</b>	<b>0</b> <b>0%</b>	<b>0</b> <b>0%</b>	<b>0</b> <b>0%</b>	<b>0</b> <b>0%</b>
	3 responses					
Haggerty Elementary School	<b>1</b>	<b>2</b>	<b>0</b>	<b>0</b>	<b>0</b>	<b>0</b>

	<b>33%</b> 3 responses	<b>67%</b>	<b>0%</b>	<b>0%</b>	<b>0%</b>	<b>0%</b>
Van Buren Alternative Education School	<b>0</b> <b>0%</b> 1 responses	<b>0</b> <b>0%</b>	<b>1</b> <b>100%</b>	<b>0</b> <b>0%</b>	<b>0</b> <b>0%</b>	<b>0</b> <b>0%</b>
5. All of my child's teachers work as a team to help my child learn.						
Rawsonville Elementary School	<b>36</b> <b>60%</b> 60 responses	<b>21</b> <b>35%</b>	<b>2</b> <b>3%</b>	<b>0</b> <b>0%</b>	<b>1</b> <b>2%</b>	<b>0</b> <b>0%</b>
McBride Middle School	<b>18</b> <b>29%</b> 62 responses	<b>29</b> <b>47%</b>	<b>7</b> <b>11%</b>	<b>5</b> <b>8%</b>	<b>2</b> <b>3%</b>	<b>1</b> <b>2%</b>
Savage Road Elementary School	<b>57</b> <b>43%</b> 133 responses	<b>63</b> <b>47%</b>	<b>7</b> <b>5%</b>	<b>2</b> <b>2%</b>	<b>4</b> <b>3%</b>	<b>0</b> <b>0%</b>
Edgemont Elementary School	<b>13</b> <b>59%</b> 22 responses	<b>9</b> <b>41%</b>	<b>0</b> <b>0%</b>	<b>0</b> <b>0%</b>	<b>0</b> <b>0%</b>	<b>0</b> <b>0%</b>
Belleville High School	<b>9</b> <b>9%</b> 99 responses	<b>24</b> <b>24%</b>	<b>26</b> <b>26%</b>	<b>17</b> <b>17%</b>	<b>21</b> <b>21%</b>	<b>2</b> <b>2%</b>
Tyler Elementary School	<b>36</b> <b>64%</b> 56 responses	<b>14</b> <b>25%</b>	<b>6</b> <b>11%</b>	<b>0</b> <b>0%</b>	<b>0</b> <b>0%</b>	<b>0</b> <b>0%</b>
Owen Intermediate School	<b>11</b> <b>33%</b> 33 responses	<b>16</b> <b>48%</b>	<b>3</b> <b>9%</b>	<b>1</b> <b>3%</b>	<b>2</b> <b>6%</b>	<b>0</b> <b>0%</b>
Early Childhood Development Center--ECDC	<b>1</b>	<b>0</b>	<b>0</b>	<b>0</b>	<b>0</b>	<b>0</b>

	<b>100%</b>	<b>0%</b>	<b>0%</b>	<b>0%</b>	<b>0%</b>	<b>0%</b>
	1 responses					
	<b>1</b>	<b>2</b>	<b>0</b>	<b>0</b>	<b>0</b>	<b>0</b>
Haggerty School	<b>33%</b>	<b>67%</b>	<b>0%</b>	<b>0%</b>	<b>0%</b>	<b>0%</b>
	3 responses					
	<b>2</b>	<b>1</b>	<b>0</b>	<b>0</b>	<b>0</b>	<b>0</b>
Haggerty Elementary School	<b>67%</b>	<b>33%</b>	<b>0%</b>	<b>0%</b>	<b>0%</b>	<b>0%</b>
	3 responses					
	<b>0</b>	<b>0</b>	<b>1</b>	<b>0</b>	<b>0</b>	<b>0</b>
Van Buren Alternative Education School	<b>0%</b>	<b>0%</b>	<b>100%</b>	<b>0%</b>	<b>0%</b>	<b>0%</b>
	1 responses					

**6.** All of my child's teachers help me to understand my child's progress.

	<b>38</b>	<b>20</b>	<b>1</b>	<b>0</b>	<b>1</b>	<b>0</b>
Rawsonville Elementary School	<b>63%</b>	<b>33%</b>	<b>2%</b>	<b>0%</b>	<b>2%</b>	<b>0%</b>
	60 responses					
	<b>24</b>	<b>27</b>	<b>4</b>	<b>5</b>	<b>1</b>	<b>1</b>
McBride Middle School	<b>39%</b>	<b>44%</b>	<b>6%</b>	<b>8%</b>	<b>2%</b>	<b>2%</b>
	62 responses					
	<b>65</b>	<b>55</b>	<b>6</b>	<b>4</b>	<b>3</b>	<b>0</b>
Savage Road Elementary School	<b>49%</b>	<b>41%</b>	<b>5%</b>	<b>3%</b>	<b>2%</b>	<b>0%</b>
	133 responses					
	<b>13</b>	<b>9</b>	<b>0</b>	<b>0</b>	<b>0</b>	<b>0</b>
Edgemont Elementary School	<b>59%</b>	<b>41%</b>	<b>0%</b>	<b>0%</b>	<b>0%</b>	<b>0%</b>
	22 responses					
	<b>16</b>	<b>34</b>	<b>18</b>	<b>15</b>	<b>15</b>	<b>1</b>
Belleville High School	<b>16%</b>	<b>34%</b>	<b>18%</b>	<b>15%</b>	<b>15%</b>	<b>1%</b>
	99 responses					
	<b>37</b>	<b>15</b>	<b>3</b>	<b>0</b>	<b>1</b>	<b>0</b>

	<b>66%</b>	<b>27%</b>	<b>5%</b>	<b>0%</b>	<b>2%</b>	<b>0%</b>
	56 responses					
	<b>8</b>	<b>17</b>	<b>4</b>	<b>1</b>	<b>3</b>	<b>0</b>
Owen Intermediate School	<b>24%</b>	<b>52%</b>	<b>12%</b>	<b>3%</b>	<b>9%</b>	<b>0%</b>
	33 responses					
	<b>1</b>	<b>0</b>	<b>0</b>	<b>0</b>	<b>0</b>	<b>0</b>
Early Childhood Development Center--ECDC	<b>100%</b>	<b>0%</b>	<b>0%</b>	<b>0%</b>	<b>0%</b>	<b>0%</b>
	1 responses					
	<b>2</b>	<b>1</b>	<b>0</b>	<b>0</b>	<b>0</b>	<b>0</b>
Haggerty School	<b>67%</b>	<b>33%</b>	<b>0%</b>	<b>0%</b>	<b>0%</b>	<b>0%</b>
	3 responses					
	<b>2</b>	<b>1</b>	<b>0</b>	<b>0</b>	<b>0</b>	<b>0</b>
Haggerty Elementary School	<b>67%</b>	<b>33%</b>	<b>0%</b>	<b>0%</b>	<b>0%</b>	<b>0%</b>
	3 responses					
	<b>0</b>	<b>1</b>	<b>0</b>	<b>0</b>	<b>0</b>	<b>0</b>
Van Buren Alternative Education School	<b>0%</b>	<b>100%</b>	<b>0%</b>	<b>0%</b>	<b>0%</b>	<b>0%</b>
	1 responses					
All of my child's teachers keep me informed regularly of v my child is being graded.						
	<b>37</b>	<b>19</b>	<b>1</b>	<b>2</b>	<b>1</b>	<b>0</b>
Rawsonville Elementary School	<b>62%</b>	<b>32%</b>	<b>2%</b>	<b>3%</b>	<b>2%</b>	<b>0%</b>
	60 responses					
	<b>18</b>	<b>28</b>	<b>7</b>	<b>5</b>	<b>3</b>	<b>1</b>
McBride Middle School	<b>29%</b>	<b>45%</b>	<b>11%</b>	<b>8%</b>	<b>5%</b>	<b>2%</b>
	62 responses					
	<b>60</b>	<b>53</b>	<b>12</b>	<b>4</b>	<b>4</b>	<b>0</b>
Savage Road Elementary School	<b>45%</b>	<b>40%</b>	<b>9%</b>	<b>3%</b>	<b>3%</b>	<b>0%</b>
	133 responses					
Edgemont Elementary School	<b>13</b>	<b>9</b>	<b>0</b>	<b>0</b>	<b>0</b>	<b>0</b>

	<b>59%</b>	<b>41%</b>	<b>0%</b>	<b>0%</b>	<b>0%</b>	<b>0%</b>
	22 responses					
	<b>16</b>	<b>26</b>	<b>20</b>	<b>18</b>	<b>17</b>	<b>2</b>
Belleville High School	<b>16%</b>	<b>26%</b>	<b>20%</b>	<b>18%</b>	<b>17%</b>	<b>2%</b>
	99 responses					
	<b>35</b>	<b>17</b>	<b>1</b>	<b>2</b>	<b>1</b>	<b>0</b>
Tyler Elementary School	<b>63%</b>	<b>30%</b>	<b>2%</b>	<b>4%</b>	<b>2%</b>	<b>0%</b>
	56 responses					
	<b>10</b>	<b>15</b>	<b>3</b>	<b>2</b>	<b>3</b>	<b>0</b>
Owen Intermediate School	<b>30%</b>	<b>45%</b>	<b>9%</b>	<b>6%</b>	<b>9%</b>	<b>0%</b>
	33 responses					
	<b>1</b>	<b>0</b>	<b>0</b>	<b>0</b>	<b>0</b>	<b>0</b>
Early Childhood Development Center--ECDC	<b>100%</b>	<b>0%</b>	<b>0%</b>	<b>0%</b>	<b>0%</b>	<b>0%</b>
	1 responses					
	<b>2</b>	<b>0</b>	<b>0</b>	<b>0</b>	<b>0</b>	<b>1</b>
Haggerty School	<b>67%</b>	<b>0%</b>	<b>0%</b>	<b>0%</b>	<b>0%</b>	<b>33%</b>
	3 responses					
	<b>2</b>	<b>1</b>	<b>0</b>	<b>0</b>	<b>0</b>	<b>0</b>
Haggerty Elementary School	<b>67%</b>	<b>33%</b>	<b>0%</b>	<b>0%</b>	<b>0%</b>	<b>0%</b>
	3 responses					
	<b>0</b>	<b>1</b>	<b>0</b>	<b>0</b>	<b>0</b>	<b>0</b>
Van Buren Alternative Education School	<b>0%</b>	<b>100%</b>	<b>0%</b>	<b>0%</b>	<b>0%</b>	<b>0%</b>
	1 responses					
All of my child's teachers report on my child's progress in y to understand language.						
	<b>36</b>	<b>23</b>	<b>0</b>	<b>0</b>	<b>1</b>	<b>0</b>
Rawsonville Elementary School	<b>60%</b>	<b>38%</b>	<b>0%</b>	<b>0%</b>	<b>2%</b>	<b>0%</b>
	60 responses					
McBride Middle School	<b>20</b>	<b>33</b>	<b>7</b>	<b>0</b>	<b>1</b>	<b>1</b>



	<b>32%</b> 62 responses	<b>53%</b>	<b>11%</b>	<b>0%</b>	<b>2%</b>	<b>2%</b>
	<b>61</b>	<b>60</b>	<b>7</b>	<b>3</b>	<b>2</b>	<b>0</b>
Savage Road Elementary School	<b>46%</b> 133 responses	<b>45%</b>	<b>5%</b>	<b>2%</b>	<b>2%</b>	<b>0%</b>
	<b>15</b>	<b>7</b>	<b>0</b>	<b>0</b>	<b>0</b>	<b>0</b>
Edgemont Elementary School	<b>68%</b> 22 responses	<b>32%</b>	<b>0%</b>	<b>0%</b>	<b>0%</b>	<b>0%</b>
	<b>18</b>	<b>41</b>	<b>23</b>	<b>4</b>	<b>12</b>	<b>1</b>
Belleville High School	<b>18%</b> 99 responses	<b>41%</b>	<b>23%</b>	<b>4%</b>	<b>12%</b>	<b>1%</b>
	<b>35</b>	<b>18</b>	<b>1</b>	<b>2</b>	<b>0</b>	<b>0</b>
Tyler Elementary School	<b>63%</b> 56 responses	<b>32%</b>	<b>2%</b>	<b>4%</b>	<b>0%</b>	<b>0%</b>
	<b>10</b>	<b>19</b>	<b>0</b>	<b>2</b>	<b>2</b>	<b>0</b>
Owen Intermediate School	<b>30%</b> 33 responses	<b>58%</b>	<b>0%</b>	<b>6%</b>	<b>6%</b>	<b>0%</b>
	<b>1</b>	<b>0</b>	<b>0</b>	<b>0</b>	<b>0</b>	<b>0</b>
Early Childhood Development Center--ECDC	<b>100%</b> 1 responses	<b>0%</b>	<b>0%</b>	<b>0%</b>	<b>0%</b>	<b>0%</b>
	<b>1</b>	<b>1</b>	<b>1</b>	<b>0</b>	<b>0</b>	<b>0</b>
Haggerty School	<b>33%</b> 3 responses	<b>33%</b>	<b>33%</b>	<b>0%</b>	<b>0%</b>	<b>0%</b>
	<b>2</b>	<b>1</b>	<b>0</b>	<b>0</b>	<b>0</b>	<b>0</b>
Haggerty Elementary School	<b>67%</b> 3 responses	<b>33%</b>	<b>0%</b>	<b>0%</b>	<b>0%</b>	<b>0%</b>
	<b>0</b>	<b>1</b>	<b>0</b>	<b>0</b>	<b>0</b>	<b>0</b>
Van Buren Alternative Education School	<b>0%</b> 1 responses	<b>100%</b>	<b>0%</b>	<b>0%</b>	<b>0%</b>	<b>0%</b>

9. My child sees a relationship between what is being taught and his/her everyday life.

Rawsonville Elementary School	32 53%	22 37%	1 2%	1 2%	4 7%	0 0%
	60 responses					
McBride Middle School	13 21%	32 52%	13 21%	2 3%	1 2%	1 2%
	62 responses					
Savage Road Elementary School	54 41%	56 42%	15 11%	6 5%	2 2%	0 0%
	133 responses					
Edgemont Elementary School	13 59%	8 36%	1 5%	0 0%	0 0%	0 0%
	22 responses					
Belleville High School	13 13%	35 35%	21 21%	13 13%	16 16%	1 1%
	99 responses					
Tyler Elementary School	21 38%	31 55%	4 7%	0 0%	0 0%	0 0%
	56 responses					
Owen Intermediate School	7 21%	15 45%	4 12%	6 18%	1 3%	0 0%
	33 responses					
Early Childhood Development Center--ECDC	0 0%	1 100%	0 0%	0 0%	0 0%	0 0%
	1 responses					
Haggerty School	0 0%	2 67%	1 33%	0 0%	0 0%	0 0%
	3 responses					

**10.** My child knows the expectations for learning in all classes.

Haggerty Elementary School	1 33%	2 67%	0 0%	0 0%	0 0%	0 0%
3 responses						
Van Buren Alternative Education School	0 0%	0 0%	1 100%	0 0%	0 0%	0 0%
1 responses						
Rawsonville Elementary School	37 62%	18 30%	2 3%	2 3%	1 2%	0 0%
60 responses						
McBride Middle School	18 29%	35 56%	6 10%	1 2%	1 2%	1 2%
62 responses						
Savage Road Elementary School	57 43%	61 46%	9 7%	4 3%	2 2%	0 0%
133 responses						
Edgemont Elementary School	12 55%	10 45%	0 0%	0 0%	0 0%	0 0%
22 responses						
Belleville High School	25 25%	49 49%	13 13%	6 6%	6 6%	0 0%
99 responses						
Tyler Elementary School	33 59%	21 38%	2 4%	0 0%	0 0%	0 0%
56 responses						
Owen Intermediate School	10 30%	16 48%	2 6%	3 9%	2 6%	0 0%
33 responses						

Early Childhood Development Center--ECDC	<b>0</b> <b>0%</b>	<b>1</b> <b>100%</b>	<b>0</b> <b>0%</b>	<b>0</b> <b>0%</b>	<b>0</b> <b>0%</b>	<b>0</b> <b>0%</b>
	1 responses					
Haggerty School	<b>2</b> <b>67%</b>	<b>1</b> <b>33%</b>	<b>0</b> <b>0%</b>	<b>0</b> <b>0%</b>	<b>0</b> <b>0%</b>	<b>0</b> <b>0%</b>
	3 responses					
Haggerty Elementary School	<b>2</b> <b>67%</b>	<b>1</b> <b>33%</b>	<b>0</b> <b>0%</b>	<b>0</b> <b>0%</b>	<b>0</b> <b>0%</b>	<b>0</b> <b>0%</b>
	3 responses					
Van Buren Alternative Education School	<b>0</b> <b>0%</b>	<b>0</b> <b>0%</b>	<b>1</b> <b>100%</b>	<b>0</b> <b>0%</b>	<b>0</b> <b>0%</b>	<b>0</b> <b>0%</b>
	1 responses					

**11. My child has at least one adult advocate in the school.**

Rawsonville Elementary School	<b>27</b> <b>45%</b>	<b>24</b> <b>40%</b>	<b>5</b> <b>8%</b>	<b>0</b> <b>0%</b>	<b>1</b> <b>2%</b>	<b>3</b> <b>5%</b>
	60 responses					
McBride Middle School	<b>17</b> <b>27%</b>	<b>33</b> <b>53%</b>	<b>9</b> <b>15%</b>	<b>1</b> <b>2%</b>	<b>1</b> <b>2%</b>	<b>1</b> <b>2%</b>
	62 responses					
Savage Road Elementary School	<b>50</b> <b>38%</b>	<b>61</b> <b>46%</b>	<b>19</b> <b>14%</b>	<b>1</b> <b>1%</b>	<b>1</b> <b>1%</b>	<b>1</b> <b>1%</b>
	133 responses					
Edgemont Elementary School	<b>12</b> <b>55%</b>	<b>6</b> <b>27%</b>	<b>3</b> <b>14%</b>	<b>0</b> <b>0%</b>	<b>0</b> <b>0%</b>	<b>1</b> <b>5%</b>
	22 responses					
Belleville High School	<b>16</b> <b>16%</b>	<b>39</b> <b>39%</b>	<b>21</b> <b>21%</b>	<b>11</b> <b>11%</b>	<b>11</b> <b>11%</b>	<b>1</b> <b>1%</b>
	99 responses					

Tyler Elementary School	<b>33</b>	<b>16</b>	<b>6</b>	<b>1</b>	<b>0</b>	<b>0</b>
	<b>59%</b>	<b>29%</b>	<b>11%</b>	<b>2%</b>	<b>0%</b>	<b>0%</b>
	56 responses					
Owen Intermediate School	<b>11</b>	<b>16</b>	<b>2</b>	<b>3</b>	<b>1</b>	<b>0</b>
	<b>33%</b>	<b>48%</b>	<b>6%</b>	<b>9%</b>	<b>3%</b>	<b>0%</b>
	33 responses					
Early Childhood Development Center--ECDC	<b>0</b>	<b>1</b>	<b>0</b>	<b>0</b>	<b>0</b>	<b>0</b>
	<b>0%</b>	<b>100%</b>	<b>0%</b>	<b>0%</b>	<b>0%</b>	<b>0%</b>
	1 responses					
Haggerty School	<b>1</b>	<b>2</b>	<b>0</b>	<b>0</b>	<b>0</b>	<b>0</b>
	<b>33%</b>	<b>67%</b>	<b>0%</b>	<b>0%</b>	<b>0%</b>	<b>0%</b>
	3 responses					
Haggerty Elementary School	<b>2</b>	<b>1</b>	<b>0</b>	<b>0</b>	<b>0</b>	<b>0</b>
	<b>67%</b>	<b>33%</b>	<b>0%</b>	<b>0%</b>	<b>0%</b>	<b>0%</b>
	3 responses					
Van Buren Alternative Education School	<b>0</b>	<b>0</b>	<b>1</b>	<b>0</b>	<b>0</b>	<b>0</b>
	<b>0%</b>	<b>0%</b>	<b>100%</b>	<b>0%</b>	<b>0%</b>	<b>0%</b>
	1 responses					
My child is given multiple assessments to measure his/ understanding of what was taught.						
Rawsonville Elementary School	<b>31</b>	<b>25</b>	<b>2</b>	<b>0</b>	<b>2</b>	<b>0</b>
	<b>52%</b>	<b>42%</b>	<b>3%</b>	<b>0%</b>	<b>3%</b>	<b>0%</b>
	60 responses					
McBride Middle School	<b>17</b>	<b>30</b>	<b>11</b>	<b>2</b>	<b>1</b>	<b>1</b>
	<b>27%</b>	<b>48%</b>	<b>18%</b>	<b>3%</b>	<b>2%</b>	<b>2%</b>
	62 responses					
Savage Road Elementary School	<b>55</b>	<b>57</b>	<b>17</b>	<b>3</b>	<b>1</b>	<b>0</b>
	<b>41%</b>	<b>43%</b>	<b>13%</b>	<b>2%</b>	<b>1%</b>	<b>0%</b>
	133 responses					

Edgemont Elementary School	<b>12</b>	<b>9</b>	<b>1</b>	<b>0</b>	<b>0</b>	<b>0</b>
	<b>55%</b>	<b>41%</b>	<b>5%</b>	<b>0%</b>	<b>0%</b>	<b>0%</b>
	22 responses					
Belleville High School	<b>15</b>	<b>43</b>	<b>21</b>	<b>11</b>	<b>9</b>	<b>0</b>
	<b>15%</b>	<b>43%</b>	<b>21%</b>	<b>11%</b>	<b>9%</b>	<b>0%</b>
	99 responses					
Tyler Elementary School	<b>33</b>	<b>17</b>	<b>6</b>	<b>0</b>	<b>0</b>	<b>0</b>
	<b>59%</b>	<b>30%</b>	<b>11%</b>	<b>0%</b>	<b>0%</b>	<b>0%</b>
	56 responses					
Owen Intermediate School	<b>11</b>	<b>17</b>	<b>1</b>	<b>2</b>	<b>2</b>	<b>0</b>
	<b>33%</b>	<b>52%</b>	<b>3%</b>	<b>6%</b>	<b>6%</b>	<b>0%</b>
	33 responses					
Early Childhood Development Center--ECDC	<b>0</b>	<b>1</b>	<b>0</b>	<b>0</b>	<b>0</b>	<b>0</b>
	<b>0%</b>	<b>100%</b>	<b>0%</b>	<b>0%</b>	<b>0%</b>	<b>0%</b>
	1 responses					
Haggerty School	<b>0</b>	<b>2</b>	<b>0</b>	<b>0</b>	<b>0</b>	<b>1</b>
	<b>0%</b>	<b>67%</b>	<b>0%</b>	<b>0%</b>	<b>0%</b>	<b>33%</b>
	3 responses					
Haggerty Elementary School	<b>1</b>	<b>1</b>	<b>1</b>	<b>0</b>	<b>0</b>	<b>0</b>
	<b>33%</b>	<b>33%</b>	<b>33%</b>	<b>0%</b>	<b>0%</b>	<b>0%</b>
	3 responses					
Van Buren Alternative Education School	<b>0</b>	<b>0</b>	<b>1</b>	<b>0</b>	<b>0</b>	<b>0</b>
	<b>0%</b>	<b>0%</b>	<b>100%</b>	<b>0%</b>	<b>0%</b>	<b>0%</b>
	1 responses					
My child has up-to-date computers and other technology earn.						
Rawsonville Elementary School	<b>31</b>	<b>22</b>	<b>2</b>	<b>2</b>	<b>3</b>	<b>0</b>
	<b>52%</b>	<b>37%</b>	<b>3%</b>	<b>3%</b>	<b>5%</b>	<b>0%</b>
	60 responses					

McBride Middle School	<b>14</b> <b>23%</b>	<b>30</b> <b>48%</b>	<b>11</b> <b>18%</b>	<b>3</b> <b>5%</b>	<b>3</b> <b>5%</b>	<b>1</b> <b>2%</b>
	62 responses					
Savage Road Elementary School	<b>52</b> <b>39%</b>	<b>51</b> <b>38%</b>	<b>18</b> <b>14%</b>	<b>8</b> <b>6%</b>	<b>4</b> <b>3%</b>	<b>0</b> <b>0%</b>
	133 responses					
Edgemont Elementary School	<b>9</b> <b>41%</b>	<b>9</b> <b>41%</b>	<b>1</b> <b>5%</b>	<b>3</b> <b>14%</b>	<b>0</b> <b>0%</b>	<b>0</b> <b>0%</b>
	22 responses					
Belleville High School	<b>22</b> <b>22%</b>	<b>44</b> <b>44%</b>	<b>15</b> <b>15%</b>	<b>5</b> <b>5%</b>	<b>13</b> <b>13%</b>	<b>0</b> <b>0%</b>
	99 responses					
Tyler Elementary School	<b>12</b> <b>21%</b>	<b>15</b> <b>27%</b>	<b>21</b> <b>38%</b>	<b>6</b> <b>11%</b>	<b>1</b> <b>2%</b>	<b>1</b> <b>2%</b>
	56 responses					
Owen Intermediate School	<b>6</b> <b>18%</b>	<b>16</b> <b>48%</b>	<b>5</b> <b>15%</b>	<b>4</b> <b>12%</b>	<b>2</b> <b>6%</b>	<b>0</b> <b>0%</b>
	33 responses					
Early Childhood Development Center--ECDC	<b>0</b> <b>0%</b>	<b>0</b> <b>0%</b>	<b>0</b> <b>0%</b>	<b>1</b> <b>100%</b>	<b>0</b> <b>0%</b>	<b>0</b> <b>0%</b>
	1 responses					
Haggerty School	<b>0</b> <b>0%</b>	<b>0</b> <b>0%</b>	<b>0</b> <b>0%</b>	<b>1</b> <b>33%</b>	<b>1</b> <b>33%</b>	<b>1</b> <b>33%</b>
	3 responses					
Haggerty Elementary School	<b>1</b> <b>33%</b>	<b>0</b> <b>0%</b>	<b>0</b> <b>0%</b>	<b>0</b> <b>0%</b>	<b>0</b> <b>0%</b>	<b>2</b> <b>67%</b>
	3 responses					
Van Buren Alternative Education School	<b>0</b>	<b>0</b>	<b>1</b>	<b>0</b>	<b>0</b>	<b>0</b>

<b>0%</b>	<b>0%</b>	<b>100%</b>	<b>0%</b>	<b>0%</b>	<b>0%</b>
1 responses					

**14.** My child has access to support services based on his/her identified needs.

Rawsonville Elementary School	<b>32</b> <b>53%</b>	<b>23</b> <b>38%</b>	<b>2</b> <b>3%</b>	<b>0</b> <b>0%</b>	<b>1</b> <b>2%</b>	<b>2</b> <b>3%</b>
	60 responses					
McBride Middle School	<b>12</b> <b>19%</b>	<b>33</b> <b>53%</b>	<b>12</b> <b>19%</b>	<b>3</b> <b>5%</b>	<b>1</b> <b>2%</b>	<b>1</b> <b>2%</b>
	62 responses					
Savage Road Elementary School	<b>48</b> <b>36%</b>	<b>54</b> <b>41%</b>	<b>21</b> <b>16%</b>	<b>3</b> <b>2%</b>	<b>3</b> <b>2%</b>	<b>4</b> <b>3%</b>
	133 responses					
Edgemont Elementary School	<b>12</b> <b>55%</b>	<b>9</b> <b>41%</b>	<b>1</b> <b>5%</b>	<b>0</b> <b>0%</b>	<b>0</b> <b>0%</b>	<b>0</b> <b>0%</b>
	22 responses					
Belleville High School	<b>13</b> <b>13%</b>	<b>37</b> <b>37%</b>	<b>24</b> <b>24%</b>	<b>12</b> <b>12%</b>	<b>11</b> <b>11%</b>	<b>2</b> <b>2%</b>
	99 responses					
Tyler Elementary School	<b>25</b> <b>45%</b>	<b>25</b> <b>45%</b>	<b>6</b> <b>11%</b>	<b>0</b> <b>0%</b>	<b>0</b> <b>0%</b>	<b>0</b> <b>0%</b>
	56 responses					
Owen Intermediate School	<b>6</b> <b>18%</b>	<b>16</b> <b>48%</b>	<b>5</b> <b>15%</b>	<b>3</b> <b>9%</b>	<b>1</b> <b>3%</b>	<b>2</b> <b>6%</b>
	33 responses					
Early Childhood Development Center--ECDC	<b>1</b> <b>100%</b>	<b>0</b> <b>0%</b>	<b>0</b> <b>0%</b>	<b>0</b> <b>0%</b>	<b>0</b> <b>0%</b>	<b>0</b> <b>0%</b>
	1 responses					
Haggerty School	<b>2</b>	<b>0</b>	<b>0</b>	<b>0</b>	<b>0</b>	<b>1</b>



	<b>67%</b> 3 responses	<b>0%</b>	<b>0%</b>	<b>0%</b>	<b>0%</b>	<b>33%</b>
	<b>1</b>	<b>1</b>	<b>0</b>	<b>0</b>	<b>0</b>	<b>1</b>
Haggerty Elementary School	<b>33%</b> 3 responses	<b>33%</b>	<b>0%</b>	<b>0%</b>	<b>0%</b>	<b>33%</b>
	<b>0</b>	<b>0</b>	<b>1</b>	<b>0</b>	<b>0</b>	<b>0</b>
Van Buren Alternative Education School	<b>0%</b> 1 responses	<b>0%</b>	<b>100%</b>	<b>0%</b>	<b>0%</b>	<b>0%</b>

## F. Resources and Support Systems

Section score: 4.07 Network average: 4.05

1. Our school provides qualified staff members to support student learning.

	Strongly Agree	Agree	Neutral	Disagree	Strongly Disagree	Not Applicable
	5	4	3	2	1	
	Number of Responses					
	Percentage of Total Responses					
Rawsonville Elementary School	31	25	1	0	1	0
	53%	43%	2%	0%	2%	0%
58 responses						
McBride Middle School	14	37	6	0	0	0
	25%	65%	11%	0%	0%	0%
57 responses						
Savage Road Elementary School	63	56	10	1	3	0
	47%	42%	8%	1%	2%	0%
133 responses						
Edgemont Elementary School	15	6	0	0	0	0
	71%	29%	0%	0%	0%	0%
21 responses						
Belleville High School	18	37	16	8	11	0
	20%	41%	18%	9%	12%	0%
90 responses						
Tyler Elementary School	36	15	2	1	1	0
	65%	27%	4%	2%	2%	0%
55 responses						

Owen Intermediate School	10 31%	17 53%	2 6%	2 6%	1 3%	0 0%
32 responses						
Early Childhood Development Center--ECDC	0 0%	1 100%	0 0%	0 0%	0 0%	0 0%
1 responses						
Haggerty School	2 67%	1 33%	0 0%	0 0%	0 0%	0 0%
3 responses						
Haggerty Elementary School	2 67%	1 33%	0 0%	0 0%	0 0%	0 0%
3 responses						
Van Buren Alternative Education School	0 0%	1 100%	0 0%	0 0%	0 0%	0 0%
1 responses						
2. Our school provides an adequate supply of learning resources that are current and in good condition.						
Rawsonville Elementary School	29 50%	27 47%	1 2%	0 0%	1 2%	0 0%
58 responses						
McBride Middle School	11 19%	34 60%	9 16%	3 5%	0 0%	0 0%
57 responses						
Savage Road Elementary School	52 39%	59 44%	15 11%	5 4%	1 1%	1 1%
133 responses						
Edgemont Elementary School	15 71%	5 24%	0 0%	1 5%	0 0%	0 0%
21 responses						

	<b>11</b>	<b>44</b>	<b>17</b>	<b>5</b>	<b>12</b>	<b>1</b>
Belleville High School	<b>12%</b>	<b>49%</b>	<b>19%</b>	<b>6%</b>	<b>13%</b>	<b>1%</b>
	90 responses					
	<b>21</b>	<b>28</b>	<b>4</b>	<b>2</b>	<b>0</b>	<b>0</b>
Tyler Elementary School	<b>38%</b>	<b>51%</b>	<b>7%</b>	<b>4%</b>	<b>0%</b>	<b>0%</b>
	55 responses					
	<b>6</b>	<b>17</b>	<b>4</b>	<b>4</b>	<b>1</b>	<b>0</b>
Owen Intermediate School	<b>19%</b>	<b>53%</b>	<b>13%</b>	<b>13%</b>	<b>3%</b>	<b>0%</b>
	32 responses					
	<b>0</b>	<b>1</b>	<b>0</b>	<b>0</b>	<b>0</b>	<b>0</b>
Early Childhood Development Center--ECDC	<b>0%</b>	<b>100%</b>	<b>0%</b>	<b>0%</b>	<b>0%</b>	<b>0%</b>
	1 responses					
	<b>1</b>	<b>2</b>	<b>0</b>	<b>0</b>	<b>0</b>	<b>0</b>
Haggerty School	<b>33%</b>	<b>67%</b>	<b>0%</b>	<b>0%</b>	<b>0%</b>	<b>0%</b>
	3 responses					
	<b>1</b>	<b>1</b>	<b>0</b>	<b>0</b>	<b>0</b>	<b>1</b>
Haggerty Elementary School	<b>33%</b>	<b>33%</b>	<b>0%</b>	<b>0%</b>	<b>0%</b>	<b>33%</b>
	3 responses					
	<b>0</b>	<b>1</b>	<b>0</b>	<b>0</b>	<b>0</b>	<b>0</b>
Van Buren Alternative Education School	<b>0%</b>	<b>100%</b>	<b>0%</b>	<b>0%</b>	<b>0%</b>	<b>0%</b>
	1 responses					
Our school provides a safe learning environment.						
	<b>35</b>	<b>21</b>	<b>1</b>	<b>0</b>	<b>1</b>	<b>0</b>
Rawsonville Elementary School	<b>60%</b>	<b>36%</b>	<b>2%</b>	<b>0%</b>	<b>2%</b>	<b>0%</b>
	58 responses					
	<b>14</b>	<b>38</b>	<b>5</b>	<b>0</b>	<b>0</b>	<b>0</b>
McBride Middle School	<b>25%</b>	<b>67%</b>	<b>9%</b>	<b>0%</b>	<b>0%</b>	<b>0%</b>
	57 responses					

Savage Road Elementary School	<b>75</b> <b>56%</b>	<b>52</b> <b>39%</b>	<b>4</b> <b>3%</b>	<b>1</b> <b>1%</b>	<b>1</b> <b>1%</b>	<b>0</b> <b>0%</b>
	133 responses					
Edgemont Elementary School	<b>13</b> <b>62%</b>	<b>6</b> <b>29%</b>	<b>2</b> <b>10%</b>	<b>0</b> <b>0%</b>	<b>0</b> <b>0%</b>	<b>0</b> <b>0%</b>
	21 responses					
Belleville High School	<b>10</b> <b>11%</b>	<b>37</b> <b>41%</b>	<b>21</b> <b>23%</b>	<b>10</b> <b>11%</b>	<b>12</b> <b>13%</b>	<b>0</b> <b>0%</b>
	90 responses					
Tyler Elementary School	<b>39</b> <b>71%</b>	<b>14</b> <b>25%</b>	<b>1</b> <b>2%</b>	<b>1</b> <b>2%</b>	<b>0</b> <b>0%</b>	<b>0</b> <b>0%</b>
	55 responses					
Owen Intermediate School	<b>8</b> <b>25%</b>	<b>17</b> <b>53%</b>	<b>3</b> <b>9%</b>	<b>3</b> <b>9%</b>	<b>1</b> <b>3%</b>	<b>0</b> <b>0%</b>
	32 responses					
Early Childhood Development Center--ECDC	<b>0</b> <b>0%</b>	<b>1</b> <b>100%</b>	<b>0</b> <b>0%</b>	<b>0</b> <b>0%</b>	<b>0</b> <b>0%</b>	<b>0</b> <b>0%</b>
	1 responses					
Haggerty School	<b>2</b> <b>67%</b>	<b>1</b> <b>33%</b>	<b>0</b> <b>0%</b>	<b>0</b> <b>0%</b>	<b>0</b> <b>0%</b>	<b>0</b> <b>0%</b>
	3 responses					
Haggerty Elementary School	<b>2</b> <b>67%</b>	<b>1</b> <b>33%</b>	<b>0</b> <b>0%</b>	<b>0</b> <b>0%</b>	<b>0</b> <b>0%</b>	<b>0</b> <b>0%</b>
	3 responses					
Van Buren Alternative Education School	<b>1</b> <b>100%</b>	<b>0</b> <b>0%</b>	<b>0</b> <b>0%</b>	<b>0</b> <b>0%</b>	<b>0</b> <b>0%</b>	<b>0</b> <b>0%</b>
	1 responses					

**4.** Our school provides students with access to a variety of information resources to support their learning.

Rawsonville Elementary School	<b>30</b> <b>52%</b>	<b>26</b> <b>45%</b>	<b>1</b> <b>2%</b>	<b>0</b> <b>0%</b>	<b>1</b> <b>2%</b>	<b>0</b> <b>0%</b>
	58 responses					
McBride Middle School	<b>11</b> <b>19%</b>	<b>34</b> <b>60%</b>	<b>8</b> <b>14%</b>	<b>3</b> <b>5%</b>	<b>1</b> <b>2%</b>	<b>0</b> <b>0%</b>
	57 responses					
Savage Road Elementary School	<b>63</b> <b>47%</b>	<b>52</b> <b>39%</b>	<b>14</b> <b>11%</b>	<b>2</b> <b>2%</b>	<b>1</b> <b>1%</b>	<b>1</b> <b>1%</b>
	133 responses					
Edgemont Elementary School	<b>13</b> <b>62%</b>	<b>7</b> <b>33%</b>	<b>1</b> <b>5%</b>	<b>0</b> <b>0%</b>	<b>0</b> <b>0%</b>	<b>0</b> <b>0%</b>
	21 responses					
Belleville High School	<b>13</b> <b>14%</b>	<b>46</b> <b>51%</b>	<b>17</b> <b>19%</b>	<b>6</b> <b>7%</b>	<b>8</b> <b>9%</b>	<b>0</b> <b>0%</b>
	90 responses					
Tyler Elementary School	<b>30</b> <b>55%</b>	<b>21</b> <b>38%</b>	<b>3</b> <b>5%</b>	<b>1</b> <b>2%</b>	<b>0</b> <b>0%</b>	<b>0</b> <b>0%</b>
	55 responses					
Owen Intermediate School	<b>6</b> <b>19%</b>	<b>19</b> <b>59%</b>	<b>4</b> <b>13%</b>	<b>2</b> <b>6%</b>	<b>1</b> <b>3%</b>	<b>0</b> <b>0%</b>
	32 responses					
Early Childhood Development Center--ECDC	<b>0</b> <b>0%</b>	<b>1</b> <b>100%</b>	<b>0</b> <b>0%</b>	<b>0</b> <b>0%</b>	<b>0</b> <b>0%</b>	<b>0</b> <b>0%</b>
	1 responses					
Haggerty School	<b>0</b> <b>0%</b>	<b>3</b> <b>100%</b>	<b>0</b> <b>0%</b>	<b>0</b> <b>0%</b>	<b>0</b> <b>0%</b>	<b>0</b> <b>0%</b>
	3 responses					
Haggerty Elementary School	<b>1</b>	<b>1</b>	<b>0</b>	<b>0</b>	<b>0</b>	<b>1</b>

	<b>33%</b> 3 responses	<b>33%</b>	<b>0%</b>	<b>0%</b>	<b>0%</b>	<b>33%</b>
Van Buren Alternative Education School	<b>0</b> <b>0%</b> 1 responses	<b>0</b> <b>0%</b>	<b>1</b> <b>100%</b>	<b>0</b> <b>0%</b>	<b>0</b> <b>0%</b>	<b>0</b> <b>0%</b>
5. Our school provides excellent support services (e.g., counseling, and/or career planning).						
Rawsonville Elementary School	<b>29</b> <b>50%</b> 58 responses	<b>22</b> <b>38%</b>	<b>4</b> <b>7%</b>	<b>0</b> <b>0%</b>	<b>1</b> <b>2%</b>	<b>2</b> <b>3%</b>
McBride Middle School	<b>10</b> <b>18%</b> 57 responses	<b>30</b> <b>53%</b>	<b>13</b> <b>23%</b>	<b>2</b> <b>4%</b>	<b>1</b> <b>2%</b>	<b>1</b> <b>2%</b>
Savage Road Elementary School	<b>43</b> <b>32%</b> 133 responses	<b>45</b> <b>34%</b>	<b>33</b> <b>25%</b>	<b>3</b> <b>2%</b>	<b>2</b> <b>2%</b>	<b>7</b> <b>5%</b>
Edgemont Elementary School	<b>8</b> <b>38%</b> 21 responses	<b>8</b> <b>38%</b>	<b>3</b> <b>14%</b>	<b>0</b> <b>0%</b>	<b>0</b> <b>0%</b>	<b>2</b> <b>10%</b>
Belleville High School	<b>10</b> <b>11%</b> 90 responses	<b>28</b> <b>31%</b>	<b>27</b> <b>30%</b>	<b>12</b> <b>13%</b>	<b>12</b> <b>13%</b>	<b>1</b> <b>1%</b>
Tyler Elementary School	<b>21</b> <b>38%</b> 55 responses	<b>26</b> <b>47%</b>	<b>2</b> <b>4%</b>	<b>3</b> <b>5%</b>	<b>1</b> <b>2%</b>	<b>2</b> <b>4%</b>
Owen Intermediate School	<b>6</b> <b>19%</b> 32 responses	<b>12</b> <b>38%</b>	<b>5</b> <b>16%</b>	<b>5</b> <b>16%</b>	<b>2</b> <b>6%</b>	<b>2</b> <b>6%</b>
Early Childhood Development Center--ECDC	<b>0</b>	<b>1</b>	<b>0</b>	<b>0</b>	<b>0</b>	<b>0</b>

	0%	100%	0%	0%	0%	0%
	1 responses					
Haggerty School	0	1	1	0	0	1
	0%	33%	33%	0%	0%	33%
	3 responses					
Haggerty Elementary School	1	1	0	0	0	1
	33%	33%	0%	0%	0%	33%
	3 responses					
Van Buren Alternative Education School	0	0	1	0	0	0
	0%	0%	100%	0%	0%	0%
	1 responses					
6. Our school provides opportunities for students to participate in activities that interest them.						
Rawsonville Elementary School	24	25	6	1	1	1
	41%	43%	10%	2%	2%	2%
	58 responses					
McBride Middle School	13	40	3	0	1	0
	23%	70%	5%	0%	2%	0%
	57 responses					
Savage Road Elementary School	47	62	20	2	2	0
	35%	47%	15%	2%	2%	0%
	133 responses					
Edgemont Elementary School	7	10	4	0	0	0
	33%	48%	19%	0%	0%	0%
	21 responses					
Belleville High School	22	44	12	5	7	0
	24%	49%	13%	6%	8%	0%
	90 responses					
Tyler Elementary School	32	19	3	1	0	0



	<b>58%</b>	<b>35%</b>	<b>5%</b>	<b>2%</b>	<b>0%</b>	<b>0%</b>
	55 responses					
	<b>14</b>	<b>15</b>	<b>0</b>	<b>1</b>	<b>2</b>	<b>0</b>
Owen Intermediate School	<b>44%</b>	<b>47%</b>	<b>0%</b>	<b>3%</b>	<b>6%</b>	<b>0%</b>
	32 responses					
	<b>0</b>	<b>1</b>	<b>0</b>	<b>0</b>	<b>0</b>	<b>0</b>
Early Childhood Development Center--ECDC	<b>0%</b>	<b>100%</b>	<b>0%</b>	<b>0%</b>	<b>0%</b>	<b>0%</b>
	1 responses					
	<b>1</b>	<b>1</b>	<b>1</b>	<b>0</b>	<b>0</b>	<b>0</b>
Haggerty School	<b>33%</b>	<b>33%</b>	<b>33%</b>	<b>0%</b>	<b>0%</b>	<b>0%</b>
	3 responses					
	<b>1</b>	<b>1</b>	<b>0</b>	<b>0</b>	<b>0</b>	<b>1</b>
Haggerty Elementary School	<b>33%</b>	<b>33%</b>	<b>0%</b>	<b>0%</b>	<b>0%</b>	<b>33%</b>
	3 responses					
	<b>0</b>	<b>0</b>	<b>1</b>	<b>0</b>	<b>0</b>	<b>0</b>
Van Buren Alternative Education School	<b>0%</b>	<b>0%</b>	<b>100%</b>	<b>0%</b>	<b>0%</b>	<b>0%</b>
	1 responses					
Our school ensures that the facilities support student learning.						
	<b>30</b>	<b>26</b>	<b>1</b>	<b>0</b>	<b>1</b>	<b>0</b>
Rawsonville Elementary School	<b>52%</b>	<b>45%</b>	<b>2%</b>	<b>0%</b>	<b>2%</b>	<b>0%</b>
	58 responses					
	<b>11</b>	<b>38</b>	<b>7</b>	<b>1</b>	<b>0</b>	<b>0</b>
McBride Middle School	<b>19%</b>	<b>67%</b>	<b>12%</b>	<b>2%</b>	<b>0%</b>	<b>0%</b>
	57 responses					
	<b>57</b>	<b>65</b>	<b>8</b>	<b>1</b>	<b>2</b>	<b>0</b>
Savage Road Elementary School	<b>43%</b>	<b>49%</b>	<b>6%</b>	<b>1%</b>	<b>2%</b>	<b>0%</b>
	133 responses					
	<b>10</b>	<b>11</b>	<b>0</b>	<b>0</b>	<b>0</b>	<b>0</b>
Edgemont Elementary School						

		<b>48%</b>	<b>52%</b>	<b>0%</b>	<b>0%</b>	<b>0%</b>	<b>0%</b>
	21 responses						
		<b>22</b>	<b>37</b>	<b>17</b>	<b>7</b>	<b>7</b>	<b>0</b>
Belleville High School		<b>24%</b>	<b>41%</b>	<b>19%</b>	<b>8%</b>	<b>8%</b>	<b>0%</b>
	90 responses						
		<b>27</b>	<b>23</b>	<b>4</b>	<b>1</b>	<b>0</b>	<b>0</b>
Tyler Elementary School		<b>49%</b>	<b>42%</b>	<b>7%</b>	<b>2%</b>	<b>0%</b>	<b>0%</b>
	55 responses						
		<b>8</b>	<b>15</b>	<b>4</b>	<b>4</b>	<b>1</b>	<b>0</b>
Owen Intermediate School		<b>25%</b>	<b>47%</b>	<b>13%</b>	<b>13%</b>	<b>3%</b>	<b>0%</b>
	32 responses						
		<b>0</b>	<b>1</b>	<b>0</b>	<b>0</b>	<b>0</b>	<b>0</b>
Early Childhood Development Center--ECDC		<b>0%</b>	<b>100%</b>	<b>0%</b>	<b>0%</b>	<b>0%</b>	<b>0%</b>
	1 responses						
		<b>0</b>	<b>2</b>	<b>1</b>	<b>0</b>	<b>0</b>	<b>0</b>
Haggerty School		<b>0%</b>	<b>67%</b>	<b>33%</b>	<b>0%</b>	<b>0%</b>	<b>0%</b>
	3 responses						
		<b>1</b>	<b>1</b>	<b>0</b>	<b>0</b>	<b>0</b>	<b>1</b>
Haggerty Elementary School		<b>33%</b>	<b>33%</b>	<b>0%</b>	<b>0%</b>	<b>0%</b>	<b>33%</b>
	3 responses						
		<b>0</b>	<b>1</b>	<b>0</b>	<b>0</b>	<b>0</b>	<b>0</b>
Van Buren Alternative Education School		<b>0%</b>	<b>100%</b>	<b>0%</b>	<b>0%</b>	<b>0%</b>	<b>0%</b>
	1 responses						
8. Our school ensures the effective use of financial resources.							
		<b>24</b>	<b>23</b>	<b>8</b>	<b>0</b>	<b>2</b>	<b>1</b>
Rawsonville Elementary School		<b>41%</b>	<b>40%</b>	<b>14%</b>	<b>0%</b>	<b>3%</b>	<b>2%</b>
	58 responses						
		<b>12</b>	<b>26</b>	<b>14</b>	<b>2</b>	<b>2</b>	<b>1</b>
McBride Middle School							

	<b>21%</b> 57 responses	<b>46%</b>	<b>25%</b>	<b>4%</b>	<b>4%</b>	<b>2%</b>
Savage Road Elementary School	<b>44</b> <b>33%</b> 133 responses	<b>52</b> <b>39%</b>	<b>31</b> <b>23%</b>	<b>3</b> <b>2%</b>	<b>1</b> <b>1%</b>	<b>2</b> <b>2%</b>
Edgemont Elementary School	<b>8</b> <b>38%</b> 21 responses	<b>10</b> <b>48%</b>	<b>3</b> <b>14%</b>	<b>0</b> <b>0%</b>	<b>0</b> <b>0%</b>	<b>0</b> <b>0%</b>
Belleville High School	<b>8</b> <b>9%</b> 90 responses	<b>29</b> <b>32%</b>	<b>36</b> <b>40%</b>	<b>4</b> <b>4%</b>	<b>11</b> <b>12%</b>	<b>2</b> <b>2%</b>
Tyler Elementary School	<b>13</b> <b>24%</b> 55 responses	<b>27</b> <b>49%</b>	<b>14</b> <b>25%</b>	<b>1</b> <b>2%</b>	<b>0</b> <b>0%</b>	<b>0</b> <b>0%</b>
Owen Intermediate School	<b>4</b> <b>13%</b> 32 responses	<b>16</b> <b>50%</b>	<b>10</b> <b>31%</b>	<b>0</b> <b>0%</b>	<b>1</b> <b>3%</b>	<b>1</b> <b>3%</b>
Early Childhood Development Center--ECDC	<b>0</b> <b>0%</b> 1 responses	<b>1</b> <b>100%</b>	<b>0</b> <b>0%</b>	<b>0</b> <b>0%</b>	<b>0</b> <b>0%</b>	<b>0</b> <b>0%</b>
Haggerty School	<b>0</b> <b>0%</b> 3 responses	<b>3</b> <b>100%</b>	<b>0</b> <b>0%</b>	<b>0</b> <b>0%</b>	<b>0</b> <b>0%</b>	<b>0</b> <b>0%</b>
Haggerty Elementary School	<b>1</b> <b>33%</b> 3 responses	<b>1</b> <b>33%</b>	<b>0</b> <b>0%</b>	<b>0</b> <b>0%</b>	<b>0</b> <b>0%</b>	<b>1</b> <b>33%</b>
Van Buren Alternative Education School	<b>0</b> <b>0%</b> 1 responses	<b>0</b> <b>0%</b>	<b>1</b> <b>100%</b>	<b>0</b> <b>0%</b>	<b>0</b> <b>0%</b>	<b>0</b> <b>0%</b>

9. Our school ensures that instructional time is protected and interruptions are minimized.

Rawsonville Elementary School	27 47%	26 45%	2 3%	2 3%	1 2%	0 0%
	58 responses					
McBride Middle School	10 18%	31 54%	14 25%	1 2%	1 2%	0 0%
	57 responses					
Savage Road Elementary School	49 37%	62 47%	16 12%	4 3%	2 2%	0 0%
	133 responses					
Edgemont Elementary School	9 43%	9 43%	3 14%	0 0%	0 0%	0 0%
	21 responses					
Belleville High School	10 11%	43 48%	20 22%	7 8%	9 10%	1 1%
	90 responses					
Tyler Elementary School	19 35%	32 58%	3 5%	1 2%	0 0%	0 0%
	55 responses					
Owen Intermediate School	6 19%	16 50%	7 22%	0 0%	1 3%	2 6%
	32 responses					
Early Childhood Development Center--ECDC	0 0%	1 100%	0 0%	0 0%	0 0%	0 0%
	1 responses					
Haggerty School	0 0%	3 100%	0 0%	0 0%	0 0%	0 0%
	3 responses					

	<b>1</b>	<b>1</b>	<b>0</b>	<b>0</b>	<b>0</b>	<b>1</b>
Haggerty Elementary School	<b>33%</b>	<b>33%</b>	<b>0%</b>	<b>0%</b>	<b>0%</b>	<b>33%</b>
	3 responses					
	<b>0</b>	<b>0</b>	<b>1</b>	<b>0</b>	<b>0</b>	<b>0</b>
Van Buren Alternative Education School	<b>0%</b>	<b>0%</b>	<b>100%</b>	<b>0%</b>	<b>0%</b>	<b>0%</b>
	1 responses					

## G. Using Results for Continuous Improvement

Section score: 4.07 Network average: 4.01

1. Our school ensures that all staff members monitor and report the achievement of school goals.

	Strongly Agree	Agree	Neutral	Disagree	Strongly Disagree	Not Applicable
	5	4	3	2	1	
	Number of Responses					
	Percentage of Total Responses					
Rawsonville Elementary School	27	26	4	0	1	0
	47%	45%	7%	0%	2%	0%
58 responses						
McBride Middle School	12	28	13	0	2	0
	22%	51%	24%	0%	4%	0%
55 responses						
Savage Road Elementary School	49	58	16	4	2	1
	38%	45%	12%	3%	2%	1%
130 responses						
Edgemont Elementary School	11	9	0	0	0	0
	55%	45%	0%	0%	0%	0%
20 responses						
Belleville High School	12	33	26	6	8	4
	13%	37%	29%	7%	9%	4%
89 responses						
Tyler Elementary School	27	23	4	0	1	0
	49%	42%	7%	0%	2%	0%
55 responses						

Owen Intermediate School	7 22%	14 44%	7 22%	2 6%	2 6%	0 0%
	32 responses					
Early Childhood Development Center--ECDC	0 0%	1 100%	0 0%	0 0%	0 0%	0 0%
	1 responses					
Haggerty School	0 0%	2 67%	0 0%	0 0%	0 0%	1 33%
	3 responses					
Haggerty Elementary School	1 33%	1 33%	0 0%	0 0%	0 0%	1 33%
	3 responses					
Van Buren Alternative Education School	0 0%	1 100%	0 0%	0 0%	0 0%	0 0%
	1 responses					

2. My child is prepared for success in the next school year.

Rawsonville Elementary School	29 50%	24 41%	4 7%	0 0%	1 2%	0 0%
	58 responses					
McBride Middle School	14 25%	31 56%	9 16%	0 0%	1 2%	0 0%
	55 responses					
Savage Road Elementary School	58 45%	54 42%	12 9%	2 2%	4 3%	0 0%
	130 responses					
Edgemont Elementary School	11 55%	9 45%	0 0%	0 0%	0 0%	0 0%
	20 responses					

	<b>19</b>	<b>32</b>	<b>15</b>	<b>11</b>	<b>10</b>	<b>2</b>
	<b>21%</b>	<b>36%</b>	<b>17%</b>	<b>12%</b>	<b>11%</b>	<b>2%</b>
Belleville High School	89 responses					
	<b>30</b>	<b>22</b>	<b>3</b>	<b>0</b>	<b>0</b>	<b>0</b>
	<b>55%</b>	<b>40%</b>	<b>5%</b>	<b>0%</b>	<b>0%</b>	<b>0%</b>
Tyler Elementary School	55 responses					
	<b>8</b>	<b>17</b>	<b>1</b>	<b>2</b>	<b>4</b>	<b>0</b>
	<b>25%</b>	<b>53%</b>	<b>3%</b>	<b>6%</b>	<b>13%</b>	<b>0%</b>
Owen Intermediate School	32 responses					
	<b>1</b>	<b>0</b>	<b>0</b>	<b>0</b>	<b>0</b>	<b>0</b>
	<b>100%</b>	<b>0%</b>	<b>0%</b>	<b>0%</b>	<b>0%</b>	<b>0%</b>
Early Childhood Development Center--ECDC	1 responses					
	<b>2</b>	<b>1</b>	<b>0</b>	<b>0</b>	<b>0</b>	<b>0</b>
	<b>67%</b>	<b>33%</b>	<b>0%</b>	<b>0%</b>	<b>0%</b>	<b>0%</b>
Haggerty School	3 responses					
	<b>1</b>	<b>2</b>	<b>0</b>	<b>0</b>	<b>0</b>	<b>0</b>
	<b>33%</b>	<b>67%</b>	<b>0%</b>	<b>0%</b>	<b>0%</b>	<b>0%</b>
Haggerty Elementary School	3 responses					
	<b>0</b>	<b>1</b>	<b>0</b>	<b>0</b>	<b>0</b>	<b>0</b>
	<b>0%</b>	<b>100%</b>	<b>0%</b>	<b>0%</b>	<b>0%</b>	<b>0%</b>
Van Buren Alternative Education School	1 responses					
My child has administrators and teachers that monitor and inform me of his/her learning progress.						
	<b>32</b>	<b>22</b>	<b>2</b>	<b>0</b>	<b>1</b>	<b>1</b>
	<b>55%</b>	<b>38%</b>	<b>3%</b>	<b>0%</b>	<b>2%</b>	<b>2%</b>
Rawsonville Elementary School	58 responses					
	<b>15</b>	<b>31</b>	<b>6</b>	<b>1</b>	<b>2</b>	<b>0</b>
	<b>27%</b>	<b>56%</b>	<b>11%</b>	<b>2%</b>	<b>4%</b>	<b>0%</b>
McBride Middle School	55 responses					



Savage Road Elementary School	<b>62</b> <b>48%</b> 130 responses	<b>52</b> <b>40%</b>	<b>8</b> <b>6%</b>	<b>4</b> <b>3%</b>	<b>4</b> <b>3%</b>	<b>0</b> <b>0%</b>
Edgemont Elementary School	<b>13</b> <b>65%</b> 20 responses	<b>7</b> <b>35%</b>	<b>0</b> <b>0%</b>	<b>0</b> <b>0%</b>	<b>0</b> <b>0%</b>	<b>0</b> <b>0%</b>
Belleville High School	<b>12</b> <b>13%</b> 89 responses	<b>38</b> <b>43%</b>	<b>19</b> <b>21%</b>	<b>8</b> <b>9%</b>	<b>12</b> <b>13%</b>	<b>0</b> <b>0%</b>
Tyler Elementary School	<b>33</b> <b>60%</b> 55 responses	<b>19</b> <b>35%</b>	<b>2</b> <b>4%</b>	<b>0</b> <b>0%</b>	<b>1</b> <b>2%</b>	<b>0</b> <b>0%</b>
Owen Intermediate School	<b>10</b> <b>31%</b> 32 responses	<b>14</b> <b>44%</b>	<b>3</b> <b>9%</b>	<b>2</b> <b>6%</b>	<b>3</b> <b>9%</b>	<b>0</b> <b>0%</b>
Early Childhood Development Center--ECDC	<b>1</b> <b>100%</b> 1 responses	<b>0</b> <b>0%</b>	<b>0</b> <b>0%</b>	<b>0</b> <b>0%</b>	<b>0</b> <b>0%</b>	<b>0</b> <b>0%</b>
Haggerty School	<b>1</b> <b>33%</b> 3 responses	<b>1</b> <b>33%</b>	<b>1</b> <b>33%</b>	<b>0</b> <b>0%</b>	<b>0</b> <b>0%</b>	<b>0</b> <b>0%</b>
Haggerty Elementary School	<b>2</b> <b>67%</b> 3 responses	<b>1</b> <b>33%</b>	<b>0</b> <b>0%</b>	<b>0</b> <b>0%</b>	<b>0</b> <b>0%</b>	<b>0</b> <b>0%</b>
Van Buren Alternative Education School	<b>0</b> <b>0%</b> 1 responses	<b>0</b> <b>0%</b>	<b>1</b> <b>100%</b>	<b>0</b> <b>0%</b>	<b>0</b> <b>0%</b>	<b>0</b> <b>0%</b>



## Appendix

### Schools

Belleville High School  
Early Childhood Development Center--ECDC  
Edgemont Elementary School  
Haggerty Elementary School  
Haggerty School  
McBride Middle School  
Owen Intermediate School  
Rawsonville Elementary School  
Savage Road Elementary School  
Tyler Elementary School  
Van Buren Alternative Education School