

# NTI DAY 12



Harrison County Schools

Name: \_\_\_\_\_

Grade: 5

Teacher: \_\_\_\_\_

---

---

**Complete within 2 weeks of returning to school.**

## NTI Day 12

### \_\_\_ Writing:

Watch the video of your teacher demonstrating how to complete the writing task, or refer to the example for Day 11, #1.

Complete writing tasks #3 and #4.

\*Continue working on "School Safety" writing on demand.

### \_\_\_ Reading:

Journeys Lesson 24

"Rachel's Journal"

Read or listen to the story.

<https://www-k6.thinkcentral.com/>

User name:

Dmurdock

Passwork:

Tully2018!

---

---

Complete "Comparative and Superlative" worksheet, front and back.

Read a book of your choice for 20 minutes.

\_\_\_\_\_ MATH

1. Watch video on classifying triangles:  
- <https://www.youtube.com/watch?v=D5IZ3thuEeA>
2. Complete Envisions page 855 and 856 (ALL)

## \_\_\_\_\_ Social Studies

Day 12

1. Read Levi Strauss article and do puzzles for review.  
~~Primary Source for Oregon Trail~~
3. If able, watch California Gold Rush Video.  
[https://www.youtube.com/watch?v=mSL1TfXWktU&list=PL\\_v8veKSBAWaWqt9magg0fGMNaPwQu8HB-&index=7&t=0s](https://www.youtube.com/watch?v=mSL1TfXWktU&list=PL_v8veKSBAWaWqt9magg0fGMNaPwQu8HB-&index=7&t=0s)

## \_\_\_\_\_ Specials

1. Do the specials activity.
- 
-

The following on-demand writing tasks do not specify what **type** to write. Practice deciding what **type(s)** would be appropriate for expressing your ideas in these writing situations and tasks:

<p><b>Writing Situation:</b> Underline the <b>KEY</b> words:</p>	<p><b>Writing Directions:</b> Underline the <b>KEY</b> words:</p>	<p>Possible Forms could be Letter Article, Narrative, Speech, Blog, Essay, Email, Editorial, Journal Entry, (others).</p>
<p>3. Your playground needs to have some changes made. The principal has asked your grade to help decide what changes should be made. There will be money to decorate and buy new equipment for the playground. You will want to think about a safe place to play and equipment that can be used by all students.</p>	<p>Present your argument about what changes should be made to the playground. Persuade the principal to accept your ideas.</p>	<p>Type I chose: _____ Audience: _____ Purpose: _____</p>
<p>4. Read the following quotation: "In spite of everything, I still believe that people are really good at heart."—Anne Frank</p>	<p>Think of the qualities of people who are "good at heart." Give your opinions about the qualities exhibited by people who are "good at heart." Support your response with details or examples.</p>	<p>Type I chose: _____ Audience: _____ Purpose: _____</p>

3. 1/2

4. 1/2

# Day 12 ~ Reading

## Comparative and Superlative Adjectives

Rachel's Journal: The  
Story of a Pioneer Girl  
Grammar: Making Comparisons

Use a **comparative adjective** to compare two things and a **superlative adjective** to compare more than two things. To form a comparative adjective, add *-er* to a short adjective and use the word *more* before a long adjective. To form a superlative adjective, add *-est* or use the word *most*.

### comparative adjective

### superlative adjective

Jan is stronger than Mike, but Anna is the strongest of the three.

Troy was more worried than Chung, but Tonya was the most worried of all.

### Thinking Question

How many things are being compared in the sentence?

Read each sentence. Write the correct form of the adjective in parentheses on the line.

- (fast) Sometimes it was \_\_\_\_\_ to go around a mountain than to hike over it.
- (old) The \_\_\_\_\_ child in a family usually had more responsibilities than the younger children.
- (dark) At night, the wilderness was \_\_\_\_\_ than the towns people had left behind.
- (beautiful) The Rocky Mountains were the \_\_\_\_\_ thing I saw throughout the trip.
- (snowy) In the winter, the trails would be \_\_\_\_\_ than at other times.
- (hot) Summer is the \_\_\_\_\_ season, so you should drink more water.

# Homework & Practice 16-1

## Classify Triangles

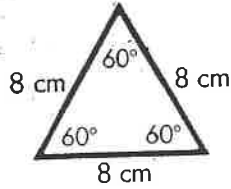
### Another Look!

You can classify triangles by the lengths of their sides and the measures of their angles.

#### Measures of Angles

##### Acute

All angles are less than  $90^\circ$ .



This triangle is both equilateral and acute.

#### Lengths of Sides

##### Equilateral

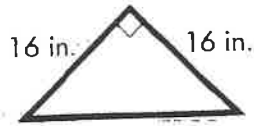
All sides are the same length.

Remember that the sum of the angle measures in a triangle is  $180^\circ$ .



##### Right

One right angle



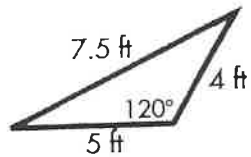
This triangle is both isosceles and right.

##### Isosceles

Two sides are the same length.

##### Obtuse

One obtuse angle

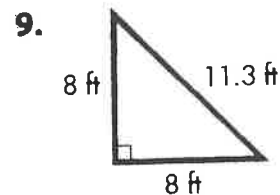
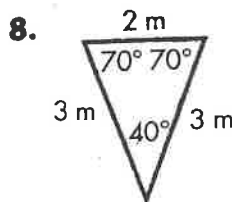
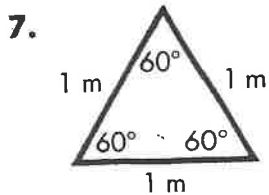
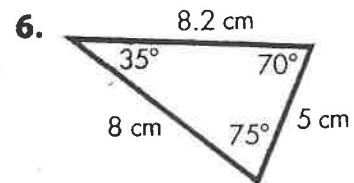
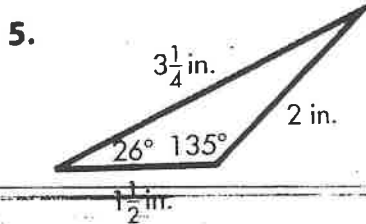
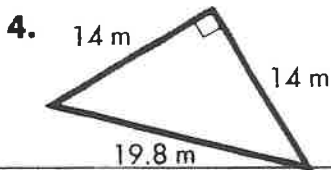
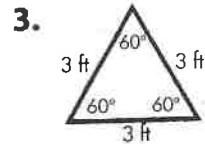
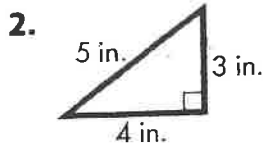
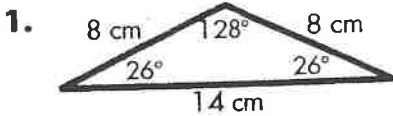


This triangle is both scalene and obtuse.

##### Scalene

No sides are the same length.

In 1-9, classify each triangle by its sides and then by its angles.

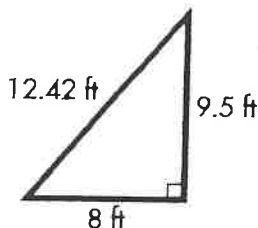


10. Judy bought a new tent for a camping trip. Look at the side of the tent with the opening. Classify the triangle by its sides and its angles.



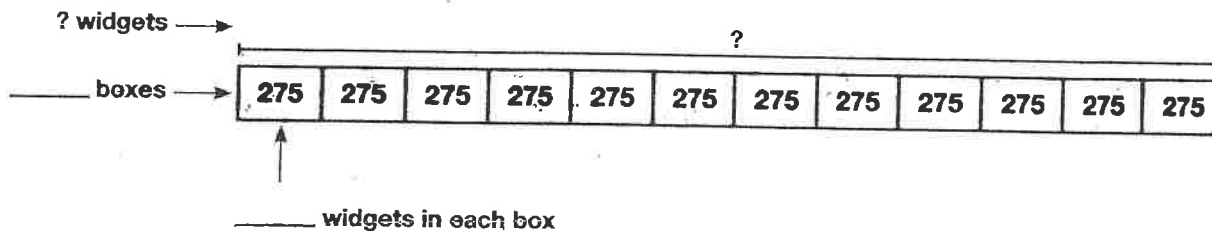
11. © **MP.4 Model with Math** Judy bought her tent on sale. The sale price was \$70 off the original price. Judy also used a coupon for an extra \$15 off. If Judy paid \$125 for the tent, what was its original price? Write an equation to show your work.

12. © **MP.3 Critique Reasoning** Ted says that the triangle below cannot be classified because all sides are different lengths. Is Ted correct? Explain why or why not.




13. **Higher Order Thinking** The lengths of two sides of a triangle are 15 inches each. The third side measures 10 inches. What type of triangle is this? Explain your answer using geometric terms.

14. © **MP.4 Model with Math** A factory ships widgets in crates. There are 12 boxes in each crate. Each box holds 275 widgets. How many widgets are in one crate?



© **Common Core Assessment**

15. Claire says that she can draw an obtuse equilateral triangle. Is she correct? Explain.



# Levi Strauss

What is Levi Strauss famous for inventing? If you said “blue jeans,” you are correct! Levi Strauss’ life story exemplifies the true American spirit! Hard work and determination have made him a well-known American icon and entrepreneur.

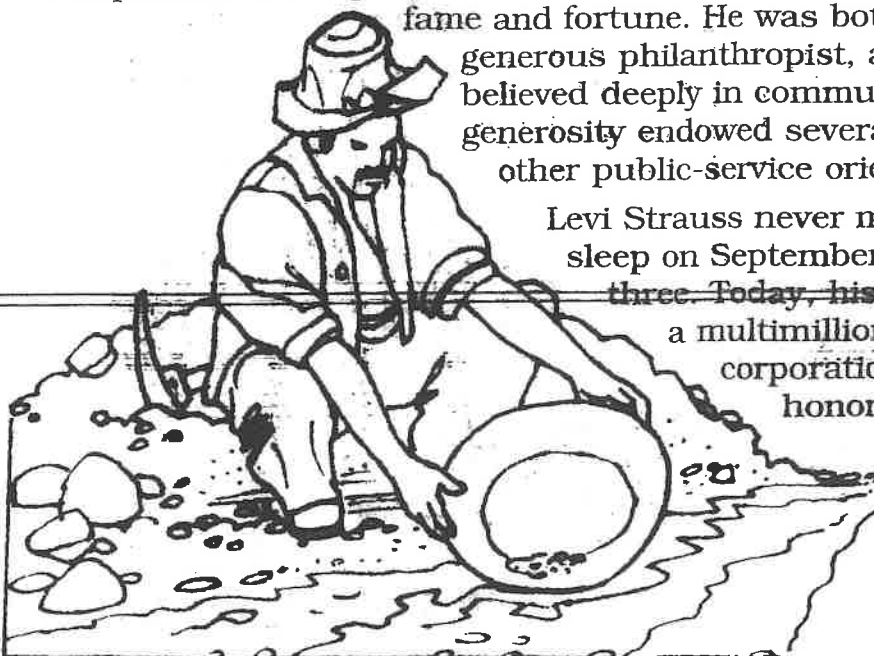
Levi Strauss was born in Buttenheim, Bavaria, on February 26, 1829. Eighteen years later, Strauss and his siblings immigrated to New York. Shortly thereafter, gold rush fever spread throughout the East. Levi saw this as an exciting and profitable opportunity to make his fortune. His plan entailed making tents and wagon covers, and selling supplies to the hundreds of miners who needed clothing and equipment. In January of 1853, Strauss became an American citizen and moved to San Francisco where he started a dry-goods business. The business flourished and Strauss became a familiar and highly respectable figure in the city by his mid-thirties. Strauss’ down-to-earth management style made him extremely popular with his employees. He insisted that his employees call him “Levi,” and not Mr. Strauss.



Strauss had an uncanny sense for the clothing industry, and became a trendsetter. His nephew, Jacob Stern, was a talented tailor, and together, they used blue denim material and created a “new” style of pants. Demand skyrocketed for their blue-denim creations, called “waist overalls” (the old name for jeans). These pants transformed cotton cloth and metal rivets into rugged and durable work clothes for the miners. The sturdy denim softened with wear, making them comfortable for the miners in their close-to-the ground work. The metal rivets, placed at pocket seams and other stress-prone parts of the pants, made the clothing even more durable. Factories were soon built and mass production of the “waist overalls” soon became the most popular clothing in the world—blue jeans. Currently, Strauss’ pants are sold in more than eighty countries throughout the world!

Throughout his life, Strauss maintained a deep sense of moral values and compassion for all people. These virtues were not altered by his incredible rise to fame and fortune. He was both a merchant and a very generous philanthropist, a civic-minded leader who believed deeply in community service. His financial generosity endowed several universities, churches, and other public-service oriented institutions.


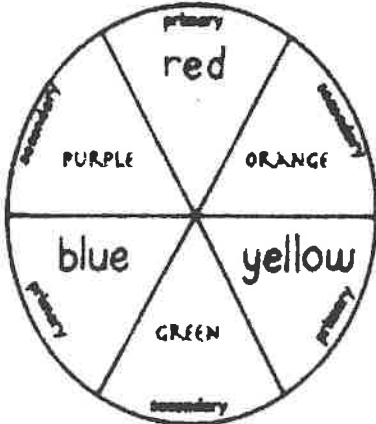
Levi Strauss never married. He died quietly in his sleep on September 22, 1902, at the age of seventy-three. Today, his legacy, Strauss & Company, is a multimillion-dollar, international corporation. The corporate vision still honors the four original core values set by Levi Strauss himself: empathy, originality, integrity, and courage.





# NTI ART AT HOME K-5

Directions: For NTI day 12, choose one activity to complete for art class. Use any materials you have at home to complete the challenge. Take your time and have FUN!

<p>Draw a shamrock (four leaf clover) and fill it with zentangle designs.</p> 	<p>*** Create something out of found objects (recycled goods, things found in nature, etc.). ***</p> <p>Parent Initial: _____</p>	<p>*** Make a beautiful rainbow out of the materials of your choice. ***</p> <p>Parent Initial: _____</p>
<p>Collage: a piece of art created by combining photos, magazine clippings, or other materials onto a surface such as paper and cardboard (pizza boxes, cereal boxes).</p> <p>Create an "All About ME" collage.</p>	<p>*** Using household items, create a color wheel by correctly arranging the items in a circle. ***</p>  <p>Parent Initial: _____</p>	<p>Research an artist. Complete an Artist Study.</p> <ul style="list-style-type: none"> <li>- What materials did this artist use?</li> <li>- What are some of their famous works of art?</li> <li>- In your own words describe their art.</li> <li>- Optional: Create your own work in the style of the artist you chose.</li> </ul>
<p>Choose a video (or 2) from Kids Art Hub to draw.</p> <p><a href="https://www.artforkidshub.com/">https://www.artforkidshub.com/</a></p>	<p>Illustrate a setting from your favorite book.</p>	<p>Find a photograph or picture of a person, place, or object and sketch it.</p>

**Any activity with \*\*\*:** If possible, please upload a photo of your activity on ClassDojo, School Facebook Site, email to [chelsey.smiley@harrison.kyschools.us](mailto:chelsey.smiley@harrison.kyschools.us) or any other school site. These activities also need a parent initial in that box and returned to school. Any other activities will need to be returned to school.

If having difficulty with blank paper, use the back of this sheet.