


NTI DAY 35



Harrison County Schools

Name: _____

Grade: 2nd

Teacher: _____

Complete within 2 weeks of returning to school.

Second Grade**NTI Day 35**

Please check off as you complete:

Reading

_____ Read "The Youngest Brother"

_____ Nouns Ending with 's

Writing

_____ Comprehension Questions/Write in complete sentences.

Math

_____ Fact Family Street

_____ Topic 15 Lesson 5

A google site has been created with many helpful videos to assist you when completing your work. You can reach this site by going to:

<https://sites.google.com/harrison.kyschools.us/2nd-grade-hc-links-31-40/2nd-grade-hc-nti-31-40-links>

Please feel free to contact any second grade teacher for further assistance.

Days 35-36

The Youngest Brother

by Anne Zacks

illustrated by Shawna J. C. Tenney

HOUGHTON MIFFLIN HARCOURT



by Anne Zacks
illustrated by Shawna J. C. Tenney

Copyright © by Houghton Mifflin Harcourt Publishing Company

All rights reserved. No part of this work may be reproduced or transmitted in any form or by any means, electronic or mechanical, including photocopying or recording, or by any information storage and retrieval system, without the prior written permission of the copyright owner unless such copying is expressly permitted by federal copyright law. Requests for permission to make copies of any part of the work should be addressed to Houghton Mifflin Harcourt Publishing Company, Attn: Contracts, Copyrights, and Licensing, 9400 South Park Center Loop, Orlando, Florida 32819.

Printed in the U.S.A.

ISBN: 978-0-547-88978-8

1 2 3 4 5 6 7 8 9 10 XXXX 21 20 19 18 17 16 15 14 13 12

4500000000

A B C D E F G

If you have received these materials as examination copies free of charge, Houghton Mifflin Harcourt Publishing Company retains title to the materials and they may not be resold. Resale of examination copies is strictly prohibited.

Possession of this publication in print format does not entitle users to convert this publication, or any portion of it, into electronic format.



One day, three brothers went
on a trip.

First the brothers found an anthill.

"Let's kick it down!" said the
oldest brother.

"No, leave the poor ants alone!"
said the youngest brother.

"You're too kind!" the middle
brother said.

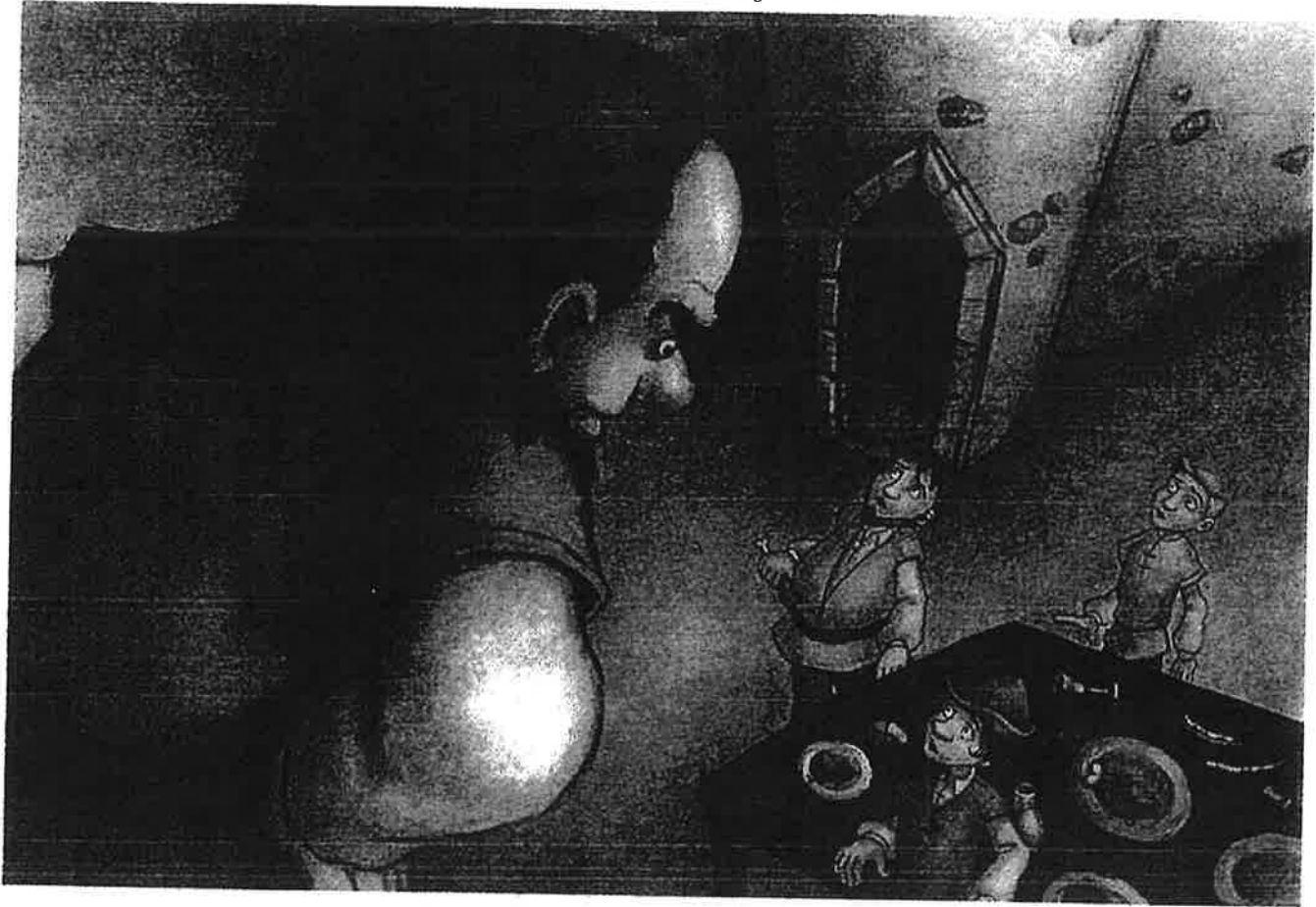


Next the brothers found a beehive.

"Let's steal their honey!" said the oldest brother.

"No, leave the poor bees alone!" said the youngest brother.

"You're too kind!" the middle brother said.



Then the brothers found a table
filled with food.

The three brothers ate every bite.

Suddenly an Ogre appeared!

"You stole the food that was served
to ME!" he yelled.

"Please let us go," the brothers cried.



The Ogre had a mean look in his glimmering eyes.

"Do what I ask," the Ogre said.

"Then I'll let you go!

But if you don't do the task,
I will turn you into stone!"



"My daughter spilled one thousand pearls in the forest," the Ogre said. "You need to pick them ALL up!" The oldest brother tried first.



It was impossible to pick up all the pearls.

The oldest brother soon gave up.
So the Ogre turned him into stone.
The middle brother tried, but he
gave up, too.
He was also turned into stone.



Then it was the youngest brother's turn.

He tried to pick up the pearls as fast as he could.

But there were too many!

Then hundreds of ants came out of their anthills.

The ants helped him pick up all the pearls.




"I picked up your pearls," the youngest brother told the Ogre.

"Now turn my brothers back to men."

"NEVER!" screamed the Ogre.

But before the Ogre could grab the pearls, one hundred bees flew all around him.



"You better do what I ask," said the youngest brother.

"Or these bees will sting you!"

So the Ogre changed the two brothers back into men.

They were overjoyed to be with their youngest brother again.

"Your kindness saved us all!" the brothers said.

Name _____ Date _____

Lesson 28
READER'S NOTEBOOK**Yeh-Shen**
Grammar: Possessive Nouns

Nouns Ending with s'

- A **possessive noun** shows that a person, animal, or thing owns or has something.
- When a noun names more than one and ends in **s**, add just an **apostrophe (')** after the **s** to show ownership.

The musicians' show was great.

Thinking Question

Who or what in the sentence owns something?

 **Read each pair of sentences. Underline the sentence that uses a possessive noun correctly.**

1. Her parents death made Yeh-Shen an orphan.
Her parents' death made Yeh-Shen an orphan.
2. The dancers' costumes were colorful.
The dancers costumes were colorful.
3. The girls' dresses were beautiful.
The girls dresses were beautiful.
4. Her admirers praise made her happy.
Her admirers' praise made her happy.
5. The villagers' excitement grew.
The villagers excitement grew.

NTI DAY #35 The Youngest Brother

****Please answer questions in complete sentences. Answers need to have correct spelling, punctuation, capitalization and must make sense.**

1. What is the FIRST thing that the brothers disagreed about? _____

2. Who was the kindest brother? _____

3. What did the three brothers do to make the Ogre upset? _____

4. What did the Ogre instruct the three brothers to do in order to gain their freedom? _____

5. What happened to the two OLDER brothers? _____

Name: _____

Day 35

Fact Family Street

Use addition and subtraction to fill in the fact family living in each house.

a.

| | | |
|----|---|---|
| 13 | | |
| 8 | + | 5 |
| 8 | + | 5 |
| 5 | + | 8 |
| 13 | - | 8 |
| 13 | - | 5 |

b.

| | | |
|---|---|---|
| 6 | | |
| 4 | + | 2 |
| | + | |
| | + | |
| | - | |
| | - | |

c.

| | | |
|----|---|---|
| 16 | | |
| 9 | + | 7 |
| | + | |
| | + | |
| | - | |
| | - | |

d.

| | | |
|---|---|---|
| 8 | | |
| 6 | + | 2 |
| | + | |
| | + | |
| | - | |
| | - | |

e.

| | | |
|---|---|---|
| 4 | | |
| 4 | + | 0 |
| | + | |
| | + | |
| | - | |
| | - | |

f.

| | | |
|----|---|---|
| 11 | | |
| 8 | + | 3 |
| | + | |
| | + | |
| | - | |
| | - | |

g.

| | | |
|----|---|---|
| 12 | | |
| 9 | + | 3 |
| | + | |
| | + | |
| | - | |
| | - | |

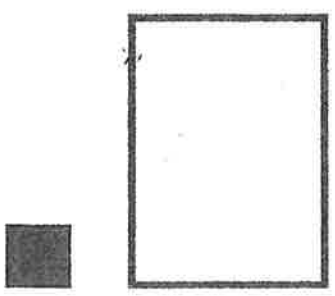
h.

| | | |
|---|---|---|
| 7 | | |
| 6 | + | 1 |
| | + | |
| | + | |
| | - | |
| | - | |


i.

| | | |
|----|---|---|
| 12 | | |
| 7 | + | 5 |
| | + | |
| | + | |
| | - | |
| | - | |


How many red squares can cover this rectangle?




Begin like this:



NOT like this:




Count. Each row has 4 squares. You can add the squares by rows.



$$4 + 4 + 4 = 12$$

Count. Each column has 3 squares. You can add the squares by columns.




$$3 + 3 + 3 + 3 = 12$$



☆ Guided Practice ☆ Solve.

1. Use square tiles to cover the rectangle. Trace the tiles. Column 1 is done for you.



Do You Understand?

Show Me! Explain how you can divide a rectangle into equal squares.

2. Count and add. How many squares cover the rectangle?

Add by rows: $\underline{\hspace{1cm}} + \underline{\hspace{1cm}} + \underline{\hspace{1cm}} = \underline{\hspace{1cm}}$


Add by columns: $\underline{\hspace{1cm}} + \underline{\hspace{1cm}} + \underline{\hspace{1cm}} + \underline{\hspace{1cm}} = \underline{\hspace{1cm}}$

Practice

Count the squares.

[illegible]
$$+ + + + +$$
$$+ + + +$$

5. Number Sense Draw a rectangle that is divided into 6 equal squares.


$$+ + + + +$$
$$+ + + +$$

NTI Day 35: Technology for K-2nd

Name _____

Directions: Complete ONE of 2 options.

Option 1: Watch a video of your choice on Netsmartz Kids:

<https://www.missingkids.org/netsmartz/videos#elementary>

Parent Signature _____

Option 2: Read the poem. Color the traffic light. Label each color with what it means. Then complete the picture and sentence on the following page.

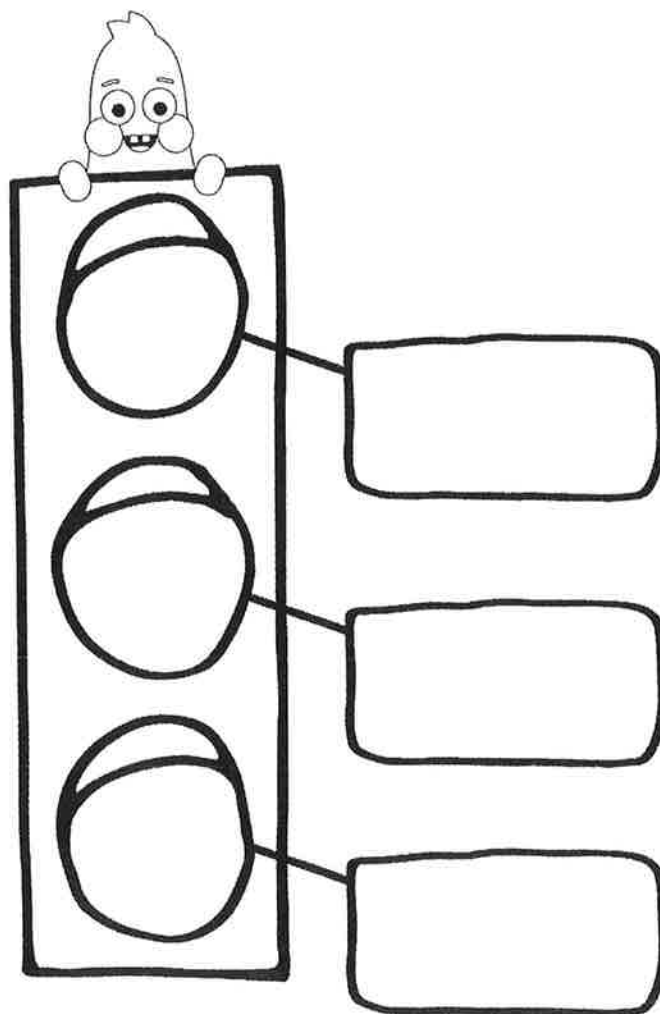
Internet Traffic Light

by Wren Brennan

We go online to find
new things to do and see.
The internet traffic light
shows where we need to be.

Green means GO!
To sites we trust.
Yellow means SLOW!
Being safe is a must.

Red means STOP.
Ask if it's OK.
Trust your gut.
To go the right way.




PRIVACY & SECURITY

We care about
everyone's privacy.

commonsense.org/education
Shareable with attribution for noncommercial use. Remixing is permitted.



Draw a picture to show what you would do if you accidentally went to a "not right" website.



Write about what you should do if you accidentally get to a "not right" website.

Four sets of horizontal lines for writing, each consisting of a solid top line, a dashed middle line, and a solid bottom line.



PRIVACY & SECURITY
We care about
everyone's privacy.

commonsense.org/education
Shareable with attribution for noncommercial use. Remixing is permitted.

