


NTI DAY 33



Harrison County Schools

Name: _____

Grade: 2nd

Teacher: _____

Complete within 2 weeks of returning to school.

Second Grade**NTI Day 33**

Please check off as you complete:

Reading

_____ Read "Cinderella"

_____ Complete Nouns Ending with 's

Writing

_____ Complete Comprehension Questions/Write in complete sentences.

Math

_____ Math Facts Addition

_____ Lesson Topic 15 Lesson 3

A google site has been created with many helpful videos to assist you when completing your work. You can reach this site by going to:

<https://sites.google.com/harrison.kyschools.us/2nd-grade-hc-links-31-40/2nd-grade-hc-nti-31-40-links>

Please feel free to contact any second grade teacher for further assistance.

Lesson 28

FAIRY TALE



Days 33 $\frac{1}{4}$ 34

Cinderella

by Sheila Sweeny Higginson
illustrated by Donald Wu

GENRE

A **fairy tale** is a make-believe story that has been told for many years.

TEXT FOCUS

The **illustrations** in a story are drawings that show important details to help the reader understand more about the characters, the setting, or the plot.

Once upon a time, there lived a girl named Cinderella. Cinderella was smart, kind, and beautiful. Her father loved her very much, and she loved him.


Cinderella had a stepmother and two stepsisters, too. They did not love Cinderella. They were jealous of her and were never kind.



COMMON
CORE

RL.2.7 use information from illustrations and words to demonstrate understanding of characters, setting, or plot; **RL.2.10** read and comprehend literature





Cinderella had to do all of the chores. She mopped the floors and washed all of the dirty dishes. She dusted, scrubbed, and polished every single thing in the house. One day, Cinderella's family received an invitation to a ball. The prince was having a dance and inviting all of the young women in the kingdom.

Cinderella ironed her stepsisters' dresses. She brushed their hair and fixed their bows. Then she waved good-bye as they skipped off to the ball. Cinderella was not allowed to go. After everyone left the house, Cinderella sat alone by the fireplace and cried. Tears streamed down her beautiful face. "Oh, how I wish that I could go to the ball," Cinderella sobbed. "I wish that I had a beautiful dress to wear."

Just then, a tiny woman with wings flew through the window. She had a wand in her hand. It was Cinderella's fairy godmother! "Why are you crying, my dear?" the fairy godmother asked Cinderella.

"I want to go to the ball, too," cried Cinderella.

"Then you shall go!" said the fairy godmother.




Cinderella's fairy godmother waved her wand quickly in the air. Poof! A pumpkin transformed into a golden coach. Six mice turned into a team of horses to pull the coach. Whoosh! Cinderella's old, worn-out clothes were changed into a beautiful pink and silver gown and two glass slippers.



"What are you waiting for?" the fairy godmother asked Cinderella. "You need to get to the ball! Just make sure that you come home by midnight."

The prince saw Cinderella as soon as she entered the ballroom. He could not believe his eyes. She was the most beautiful girl he had ever seen.

The prince asked Cinderella to dance. The prince soon discovered that Cinderella was smart and kind, and he fell completely in love with her. Cinderella learned that the prince was good and noble. Cinderella fell in love with him, too.





Soon enough, the clock began to strike midnight in the ballroom. Cinderella gasped and turned to race out of the castle. As she ran out, one of her glass slippers fell off her foot. Cinderella did not stop to get it.


The prince rushed after Cinderella, but he couldn't catch her. He picked up the glass slipper and sighed. It belonged on the foot of the girl he loved. He vowed to find Cinderella and marry her.

The prince was true to his word. With the glass slipper in hand, he knocked on every door in the kingdom. He was looking for the girl whose foot would fit into the slipper.

Every girl wished the slipper would fit, especially Cinderella's stepsisters. The stepsisters tugged and pulled on the slipper. They pushed with all their might, but they could not fit their big feet into the slipper.

Cinderella watched her stepsisters as she stood next to the fireplace. At last, she stepped out so that the prince could see her.

"May I try?" she asked shyly.



The prince knelt down in front of Cinderella and held out the glass slipper. Cinderella placed her foot into the slipper, and it fit her perfectly. However, the prince did not need to see that. He looked into Cinderella's eyes. He knew that she was his true love.

The prince took Cinderella back to his castle, and they were married the next day. Then Cinderella, who was always kind, invited her father, her stepmother, and her stepsisters to live with the prince and her in the castle. They all lived happily ever after.



Name _____ Date _____

Lesson 28**READER'S NOTEBOOK****Yeh-Shen****Grammar:** Possessive Nouns


Nouns Ending with 's

- A **possessive noun** shows that a person, animal, or thing owns or has something.
- When a noun names one person or thing, add an **apostrophe (')** and an **s** to that noun to show ownership. This makes the noun a possessive noun.

The fish's scales were shiny.

Thinking Question

Who or what in the sentence owns or has something?

 **Read each sentence. Underline the sentence that shows that a person owns or has something.**

1. Yeh-Shen's mother and father had died.

Yeh-Shens mother and father had died.

2. Her stepmother's cave was cold.

Her stepmothers cave was cold.

3. The old mans advice was helpful.

The old man's advice was helpful.

4. Her friends tail was beautiful.

Her friend's tail was beautiful.

5. The kings men built a hut.

The king's men built a hut.

NTI DAY #33 Cinderella

****Please answer questions in complete sentences. Answers need to have correct spelling, punctuation, capitalization and must make sense.**

1. What is a Fairy Tale?

2. Who did Cinderella love very much? _____

3. Why didn't Cinderella's stepsisters love her? _____

4. Name three chores that Cinderella had to do. _____


Day 33

Name: _____

Date: _____

Score: _____

Math Worksheet

Math
Fact
Cafe

Math Fact Cafe

1)
$$\begin{array}{r} 4 \\ + 7 \\ \hline \end{array}$$

2)
$$\begin{array}{r} 5 \\ + 7 \\ \hline \end{array}$$

3)
$$\begin{array}{r} 5 \\ + 12 \\ \hline \end{array}$$

4)
$$\begin{array}{r} 7 \\ + 4 \\ \hline \end{array}$$

5)
$$\begin{array}{r} 6 \\ + 5 \\ \hline \end{array}$$

6)
$$\begin{array}{r} 8 \\ + 8 \\ \hline \end{array}$$

7)
$$\begin{array}{r} 6 \\ + 9 \\ \hline \end{array}$$

8)
$$\begin{array}{r} 13 \\ + 5 \\ \hline \end{array}$$

9)
$$\begin{array}{r} 4 \\ + 14 \\ \hline \end{array}$$

10)
$$\begin{array}{r} 11 \\ + 5 \\ \hline \end{array}$$

11)
$$\begin{array}{r} 8 \\ + 7 \\ \hline \end{array}$$

12)
$$\begin{array}{r} 14 \\ + 4 \\ \hline \end{array}$$

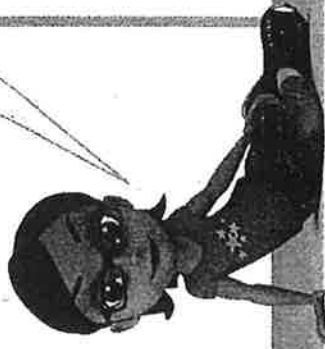
13)
$$\begin{array}{r} 7 \\ + 4 \\ \hline \end{array}$$

14)
$$\begin{array}{r} 8 \\ + 7 \\ \hline \end{array}$$


15)
$$\begin{array}{r} 7 \\ + 9 \\ \hline \end{array}$$

Draw a polygon with 5 vertices.

My polygon will have 5 vertices. That means it will have 5 sides, too!



I drew a pentagon!

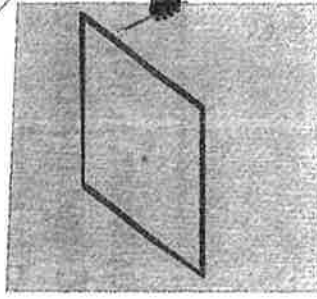


Draw a polygon with 4 sides that are the same length.

My next polygon will have 4 sides, so I will draw a quadrilateral! The sides should be the same length.



I drew a quadrilateral!



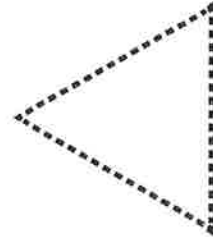
Do You Understand?

Show Me! Draw a quadrilateral with 4 sides that are the same length and with 4 right angles. Write 2 names for the quadrilateral.

☆ Guided Practice

☆ Draw each shape. Complete the sentences.

1. Draw a polygon with 3 vertices.



The polygon also has _____ sides.

The polygon is a

2. Draw a polygon with 6 sides.

The polygon also has _____ angles.

The polygon is a

Name _____



Tools Assessment

Independent Practice

Draw each shape. Complete the sentences.

3. Draw a polygon with 3 vertices and 1 right angle.

The polygon also has _____ sides.

The polygon is

a _____.

4. Draw a quadrilateral with opposite sides that are the same length.

The polygon also has _____ vertices.

The polygon is

a _____.

5. Draw a polygon with 4 sides that are the same length.

The polygon also has _____ angles.

The polygon is

a _____.

6. Draw a polygon with 4 sides that are different lengths.

The polygon also has _____ angles.

The polygon is

7. Draw a polygon with 5 vertices and 3 sides that are the same length.

The polygon also has _____ sides in all.

The polygon is

8. **Higher Order Thinking**
Can you draw a polygon with 3 vertices and 4 sides? Explain.

NTI Day 33
Library Activity for 2nd Grade

Write a brief letter to future 2nd graders to persuade them to read the best book you have read this year. Be sure to include reasons they should read this book!

The Best Book I Read in 2nd Grade

Title: _____

Author: _____

Dear Future 2nd Graders,

Sincerely,
