

# NTI DAY 12



Harrison County Schools

Name: \_\_\_\_\_

Grade: 2nd

Teacher: \_\_\_\_\_

**Complete within 2 weeks of returning to school.**

**Second Grade**  
**NTI Day 12**

**Please check off as you complete:**

**Reading**

- ☐ Read "Half Chicken"
- ☐ Complete Comprehension Questions
- ☐ Complete Antonyms worksheet

**Writing**

- ☐ Complete writing assignment

**Math**

- ☐ Number of the Day
- ☐ Math Facts
- ☐ Math Lesson

**A google site has been created with many helpful videos to assist you when completing your work. You can reach this site by going to:**

**<https://sites.google.com/harrison.kyschools.us/grade2/2nd-grade-harrison-county-nti-days-11-20-links>**

**Please feel free to contact any second grade teacher for further assistance.**

**NTI DAY #12 Half-Chicken**

6. Why did Half-Chicken leave the ranch? \_\_\_\_\_

---

---

7. Who did Half-Chicken find tangled in the bushes? \_\_\_\_\_

---

---

8. How does the cook feel about using Half-Chicken in the soup? \_\_\_\_\_

---

---

9. Why did fire help Half-Chicken when he was in the kettle of water? \_\_\_\_\_

---

---

10. How did Half-Chicken end up on the top of the roof? \_\_\_\_\_

---

---

# Antonyms

**Half-Chicken**  
Vocabulary Strategy: Antonyms

Write a word that is an antonym of the bold word.

1. I like to swim in the **deep** end of the pool.

\_\_\_\_\_

2. The **beginning** of the story was my favorite part.

\_\_\_\_\_

3. I **lost** one of my mittens.

\_\_\_\_\_

4. Tyra is a **fast** runner.

\_\_\_\_\_

5. Mom said to **open** the door.

\_\_\_\_\_

6. My room is always very **neat**.

\_\_\_\_\_

7. We read a story about a **foolish** king.

\_\_\_\_\_

8. Everything the man told us turned out to be **true**.

\_\_\_\_\_

Name \_\_\_\_\_

NTI Day 12- Writing

Write about ways you have helped other people.



Illustrate

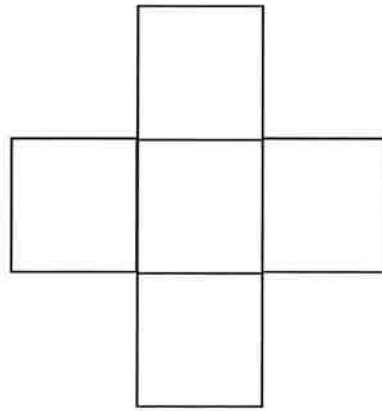


# Number of the Day:

Word form: \_\_\_\_\_



Expanded Form:  
 \_\_\_\_\_ + \_\_\_\_\_ + \_\_\_\_\_ = \_\_\_\_\_



+100: \_\_\_\_\_

-100: \_\_\_\_\_

Even  
or  
Odd

>      <

Draw It:

Addition Problem:  
 \_\_\_\_\_ + \_\_\_\_\_ = \_\_\_\_\_

Subtraction Problem:  
 \_\_\_\_\_ - \_\_\_\_\_ = \_\_\_\_\_

Build with Money:

Name : \_\_\_\_\_

Score : \_\_\_\_\_

Teacher : \_\_\_\_\_

Date : \_\_\_\_\_

---

$$\begin{array}{r} 3 \\ + 1 \\ \hline \end{array}$$

$$\begin{array}{r} 8 \\ + 1 \\ \hline \end{array}$$

$$\begin{array}{r} 5 \\ + 1 \\ \hline \end{array}$$

$$\begin{array}{r} 5 \\ + 3 \\ \hline \end{array}$$

$$\begin{array}{r} 0 \\ + 0 \\ \hline \end{array}$$

$$\begin{array}{r} 6 \\ + 7 \\ \hline \end{array}$$

$$\begin{array}{r} 4 \\ + 0 \\ \hline \end{array}$$

$$\begin{array}{r} 2 \\ + 7 \\ \hline \end{array}$$

$$\begin{array}{r} 2 \\ + 9 \\ \hline \end{array}$$

$$\begin{array}{r} 3 \\ + 3 \\ \hline \end{array}$$

$$\begin{array}{r} 3 \\ + 4 \\ \hline \end{array}$$

$$\begin{array}{r} 8 \\ + 5 \\ \hline \end{array}$$

$$\begin{array}{r} 7 \\ + 4 \\ \hline \end{array}$$

$$\begin{array}{r} 3 \\ + 3 \\ \hline \end{array}$$

$$\begin{array}{r} 5 \\ + 3 \\ \hline \end{array}$$

$$\begin{array}{r} 0 \\ + 6 \\ \hline \end{array}$$

$$\begin{array}{r} 3 \\ + 4 \\ \hline \end{array}$$


$$\begin{array}{r} 1 \\ + 8 \\ \hline \end{array}$$

$$\begin{array}{r} 7 \\ + 3 \\ \hline \end{array}$$


$$\begin{array}{r} 9 \\ + 1 \\ \hline \end{array}$$




You can measure the length and **height** of an object in inches (in.).




To measure to the **nearest inch**, look for the halfway mark.



If the object is longer than the halfway mark, use the greater number.



If the object is shorter than the halfway mark, use the smaller number.

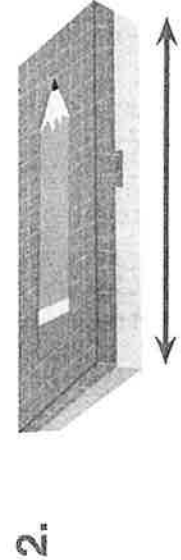



## Do You Understand?

**Show Me!** Use a ruler to measure. What classroom objects are about 12 inches long?

## ☆ Guided Practice ☆

Estimate the height or length of each object. Then use a ruler to measure.

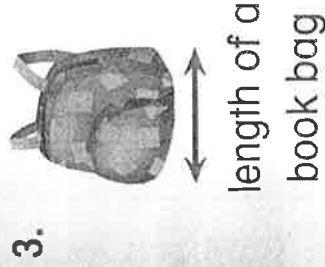


Estimate	Measure
about <u>12</u> inches	about <u>11</u> inches
about <u>    </u> inches	about <u>    </u> inches

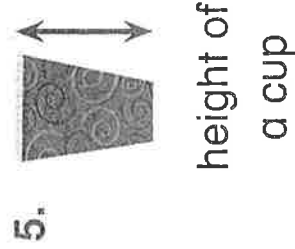
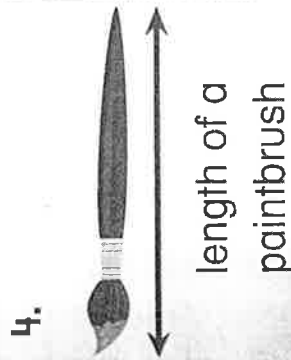


# Independent Practice

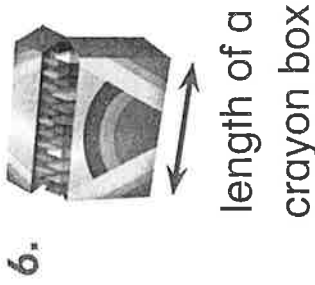
Estimate the height or length of each object.  
Then use a ruler to measure.



Estimate	Measure
about _____ inches	about _____ inches
about _____ inches	about _____ inches



Estimate	Measure
about _____ inches	about _____ inches
about _____ inches	about _____ inches



**Higher Order Thinking** Think about how to use a ruler to solve each problem.

7. Jason measures an object. The object is just shorter than the halfway mark between 8 and 9 on his inch ruler. How long is the object?

about \_\_\_\_\_ inches

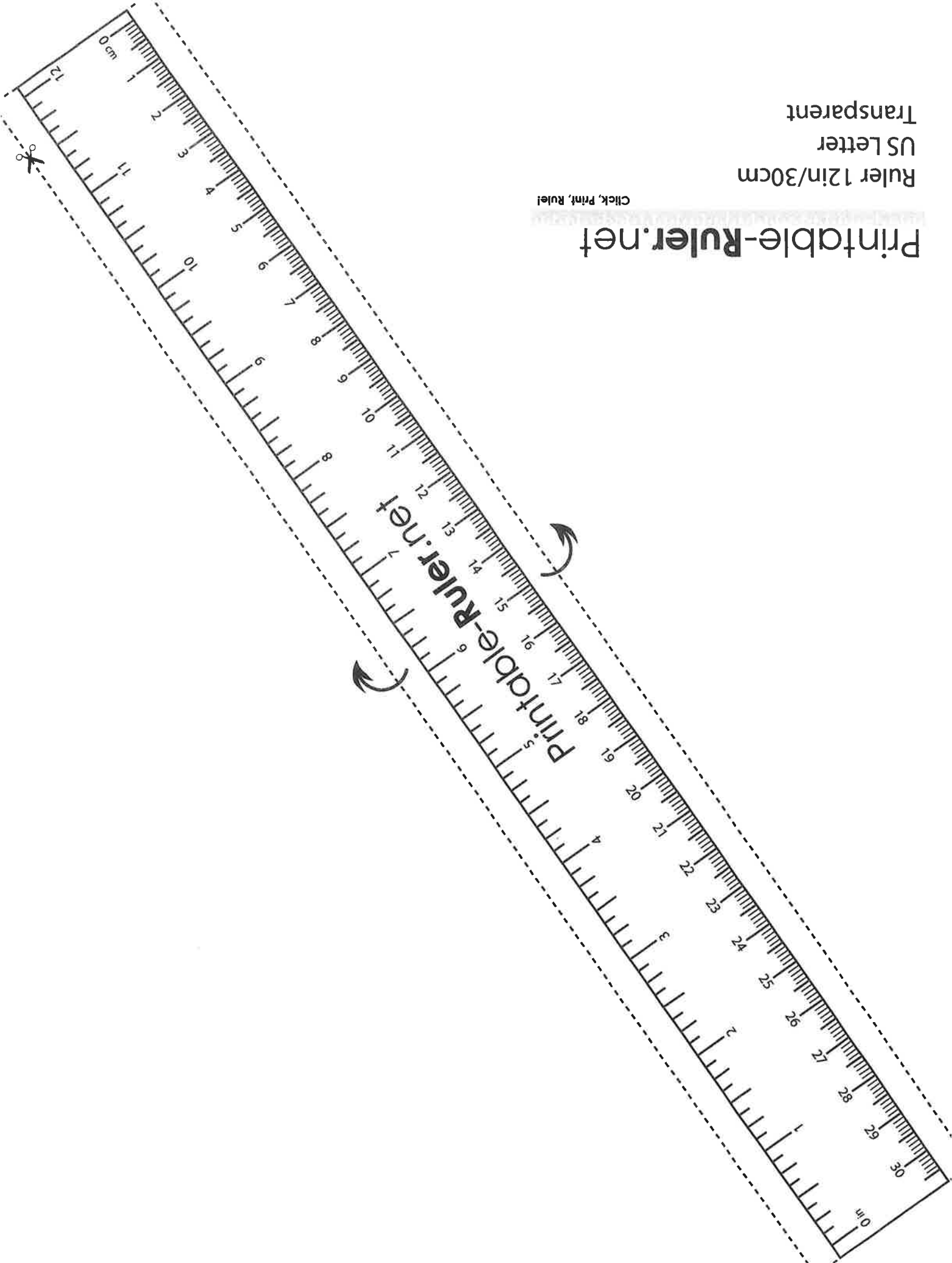
8. Gina measures an object. The object is just longer than the halfway mark between 9 and 10 on her inch ruler. How long is the object?

about \_\_\_\_\_ inches

Ruler 12in/30cm  
US Letter  
Transparent


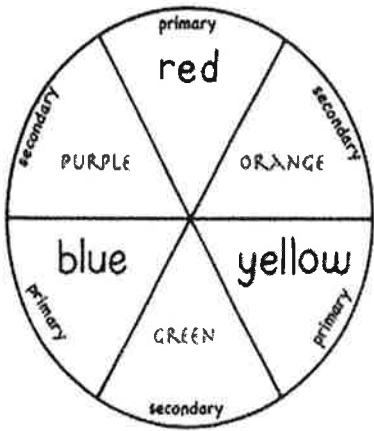
Click, Print, Rule!

Printable-Ruler.net



# NTI ART AT HOME K-5

Directions: For NTI day 12, choose one activity to complete for art class. Use any materials you have at home to complete the challenge. Take your time and have FUN!

<p>Draw a shamrock (four leaf clover) and fill it with zentangle designs.</p> 	<p>*** Create something out of found objects (recycled goods, things found in nature, etc.). ***</p> <p>Parent Initial: _____</p>	<p>*** Make a beautiful rainbow out of the materials of your choice. ***</p> <p>Parent Initial: _____</p>
<p>Collage: a piece of art created by combining photos, magazine clippings, or other materials onto a surface such as paper and cardboard (pizza boxes, cereal boxes).</p> <p>Create an "All About ME" collage.</p>	<p>*** Using household items, create a color wheel by correctly arranging the items in a circle. ***</p>  <p>Parent Initial: _____</p>	<p>Research an artist. Complete an Artist Study.</p> <ul style="list-style-type: none"> <li>- What materials did this artist use?</li> <li>- What are some of their famous works of art?</li> <li>- In your own words describe their art.</li> <li>- Optional: Create your own work in the style of the artist you chose.</li> </ul>
<p>Choose a video (or 2) from Kids Art Hub to draw. <a href="https://www.artforkidshub.com/">https://www.artforkidshub.com/</a></p>	<p>Illustrate a setting from your favorite book.</p>	<p>Find a photograph or picture of a person, place, or object and sketch it.</p>

**Any activity with \*\*\*:** If possible, please upload a photo of your activity on ClassDojo, School Facebook Site, email to [chelsey.smiley@harrison.kyschools.us](mailto:chelsey.smiley@harrison.kyschools.us) or any other school site. These activities also need a parent initial in that box and returned to school. Any other activities will need to be returned to school.

If having difficulty with blank paper, use the back of this sheet.