

NTI DAY 7



Harrison County Schools

Name: _____

Grade: 2nd

Teacher: _____

Complete within 2 weeks of returning to school.

NTI Day 7

A. Option 1: Complete the Reading and Math Packet attached.

OR

Option 2: Technology Component

- *Log into Exact Path.

- *Work for 30 minutes in reading.

- *Work for 30 minutes in math.

Exact Path is new to our district. Teachers will observe and monitor student activity.

B. Complete the Art assignment.

Name: _____ Date: _____

Author's Purpose

Read the selection. Tell why you think the author wrote this story. Give evidence on why you made that choice.



Bundle up!

When you go out to play in the snow, be sure to dress up warm! Wear a few layers under your snowsuit. Put on a warm hat that covers your ears. It's important to wear warm, dry boots and mittens. It's great fun to play in the snow, as long as you are warm!


Why did the author write this story? (Circle your choice)

- For entertainment
- To give information
- To persuade the reader


Tell why you chose this reason:

Name: _____ Date: _____

It's Winter Time!!!



What do you need to play in the snow?



Draw a picture of a snowman.

Make a list of things you want to do this winter.

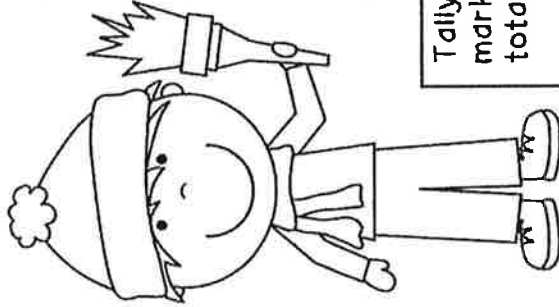
Write down your favorite thing about winter.



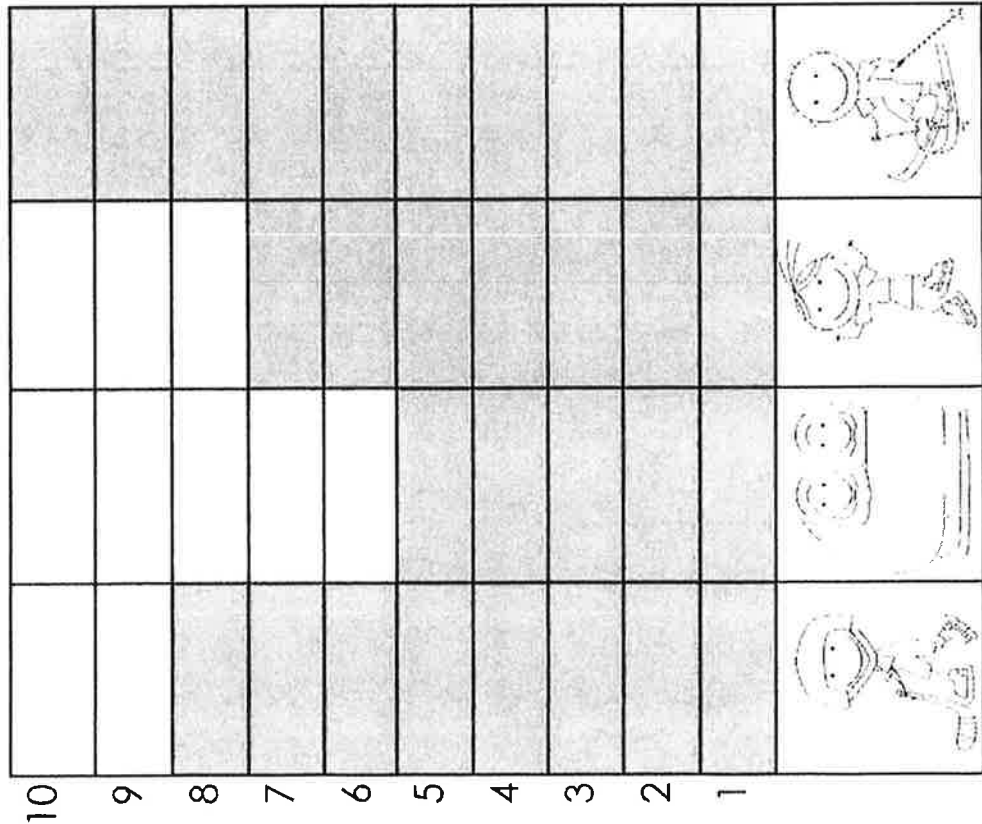
Name _____

Eric's Olympic Errors

Eric tallied his friends' favorite Olympic sports. His tallies are right. Then, he tried to make a bar graph that matched his tally data, but he made a few mistakes. Can you help him find his mistakes and tell him how to fix his graph?



Skiing		Hockey	
Bobsledding		Figure Skating	



Tally mark total	The graph shows	I think that Eric needs to
Skiing		
Bobsledding		
Hockey		
Figure Skating		

Name _____

HOT, HOT, HOT!

Color ^{or circle} the mug with the hottest temperature (or greater number).



Second Grade Art Lesson

Students will complete the drawings in each box on the Imagination Workout page. Look at each box. Use the printed lines and shapes to create a picture –be creative! Add more lines and shapes. Your picture may be abstract (lines and shapes with no obvious theme) or you may choose to make a flower, ball, etc. You may use a crayon, pencil, or marker.

Imagination Workout

Complete the drawings

