

The Bryant School Board completed the following training in the 2018 calendar year:

NAME	TRAINING HOURS
Scott Hart	6
Sandra Porter	18.5
Scott Walsh	9
Ben Lewellen	6
Danny Chism	5
Kim Billingsley	0
Tyler Nelson	6

50.5 HOURS
Tyler Nelson & Kim Billingsley
Appointed 2018

Board members have until December 31 to complete 6 hours of required training.

STRATEGIC PLAN 2017-2022 ... YEAR 3

Our Plan for Success, the strategic plan for Bryant Public Schools, establishes the goals to guide the school district beginning in 2017 through 2022. The plan implements our mission and vision through four key areas under which specific goals and objectives are aligned: social and emotional learning; teaching and learning; facilities and systems; and personnel.

The progress of measurable goals is closely monitored and reported to the Bryant School Board. An evaluation component ensures that progress is checked and reported stakeholders in the district.

To learn more, visit [Strategic Plan 2017-2022](#).

GOAL 1

Develop student awareness to understand personal effort will maximize potential for a greater quality of life.

GOAL 2

Create challenging, innovative and diverse learning experiences and opportunities.

GOAL 3

Create effective organizational systems and environments reinforcing equity and excellence.

GOAL 4

Recruit, hire, develop, and retain a diverse and premier workforce.

Data from 2018-19

The 631 graduates of Class of 2019 earned scholarships totaling \$16.4 million.

50 DISTINGUISHED HIGH HONOR
49 HIGH HONOR
48 HONOR GRADS

ACT
ACT scores for the Class of 2018 were higher than state average.
20.89 District | 19.86 State

Data from 2017-18, myschoolinfo.arkansas.gov

GRADUATION RATE **92.26%**

ATTENDANCE RATE (K-12) 94%
COLLEGE REMEDIATION 54%

CONCURRENT CREDIT
Data from 2018-19

384 STUDENTS

Classes Offered 2018-19

- Spanish II
- Spanish III
- AP[®] Spanish
- French II
- Business Management
- Orientation to Teaching II
- AP[®] Biology
- AP[®] Language
- AP[®] Literature
- Composition I/II
- Western Civilization I/II
- Algebra III
- PreAP PreCal/Trig
- AP[®] Statistics
- AP[®] Calculus AB
- AP[®] Calculus BC

CREDIT HOURS EARNED **2430**

ADVANCED PLACEMENT
Data from 2018-19

of Students Taking AP Courses **623**

of AP Exams Scored 3,4, or 5 **298**

Classes Offered 2018-19

- AP[®] Biology
- AP[®] Calculus AB
- AP[®] Calculus BC
- AP[®] Chemistry
- AP[®] Computer Science
- AP[®] Computer Science Principles
- AP[®] Environmental Science
- AP[®] European History
- AP[®] Government and Politics
- AP[®] Human Geography
- AP[®] Language
- AP[®] Literature
- AP[®] Macroeconomics
- AP[®] Microeconomics
- AP[®] Music Theory
- AP[®] Physics
- AP[®] Psychology
- AP[®] Spanish
- AP[®] Statistics
- AP[®] Studio Art
- AP[®] U.S. History
- AP[®] World History

2018-19 AP student score rate **48%**

32 LANGUAGE GROUPS

Spanish (75%) | Chinese (7%)
Vietnamese (6%) | Arabic (4%)
Bengali (2%) | Gujarati (2%)
Hindi, Tagalog/Filipino, Urdu (1%)

Less than 1%:

Amharic/Ethiopian	Greek	Oromo/Afran
Assyrian	Jamaican	Portuguese
Cambodian/Khmer	Creole	Punjabi
Danish	Japanese	Romanian
Duth	Korean	Russian
French	Lao/Laotian	Serbo-
German	Mongolian	Croatian
	Nepali	Thai/Tai
	Norwegian	Turkish

English LEARNERS
Students who qualify for ESOL program on October 1

2018-19 **672** STUDENTS
2017-18 **592** STUDENTS
2016-17 **520** STUDENTS

TAX PAYER INVESTMENT

AVG TEACHER SALARY **\$56,953**
State Average (AEEA, 2018-19): \$49,616

EXPENDITURE PER STUDENT **\$8,681**
State Average (2017-18 Annual Statistical Report): \$9,976

MILLAGE RATE **40.8**
State Avg (2018 ADE Millage Report collected 2019) 38.53 mills

2017 Assessment (collected 2018-19)	\$836,267,721
Legal Balance (with Categorical Funds)	\$ 7,939,255
TOTAL REVENUES (ALL SOURCES)	\$116,399,360
Salary & Benefit Expenditures (all funds)	\$ 63,960,655
Construction Expenditures	\$ 70,623,927
Debt Service Expenditures	\$ 7,009,654
Maintenance & Operation Expenditures (all funds)	\$ 16,058,870
TOTAL EXPENDITURES (ALL FUNDS)	\$157,653,106

FOOD AND BEVERAGE CONTRACTS

The Bryant School District received \$9,414 in soft drink revenue in the 2018-19 school year. The money was distributed to district schools based on funds collected from vending machines on each campus.

Based on October 1 student enrollment

DEMOGRAPHICS

<0.1%	American Indian/Alaskan
1%	Asian
17%	Black/African American
<0.1%	Hawaiian/Pacific Islander
13%	Hispanic/Latino
67%	White
2%	Two or More Races

Low Income **38%**

Limited English Proficiency **5%**

Eligible to Receive Special Education **13%**

FACILITIES PROJECTS

COMPLETED

- Parkway Elementary School (K-5)**
Opened August 2018
- Maintenance/Transportation/Technology Building**
Opened September 2018
- New Junior High (Grades 8-9)**
Opened August 2019
- BHS Cafeteria (Grades 10-12)**
Opened August 2019
- Hornet Stadium Band Shell**
Completed September 2019

CURRENT

- PE Facility and Fine Arts Center**
on BHS Campus
Completed December 2019
- Hornet Stadium Renovations**
Ticket/Concession Area
Completed September 2020

Visit bryantschools.org/facilities-moving-forward for more information.

OUR SCHOOLS 2019-20

- 1 PRE-K PROGRAM (4 YRS)
- 8 ELEMENTARY SCHOOLS (GRADES K-5)
- 2 MIDDLE SCHOOLS (GRADES 6-7)
- 1 JUNIOR HIGH SCHOOL (GRADES 8-9)
- 1 HIGH SCHOOL (GRADES 10-12)

687 CERTIFIED STAFF | 484 CLASSIFIED STAFF



ENROLLMENT TRENDS

Numbers based on October 1 student enrollment



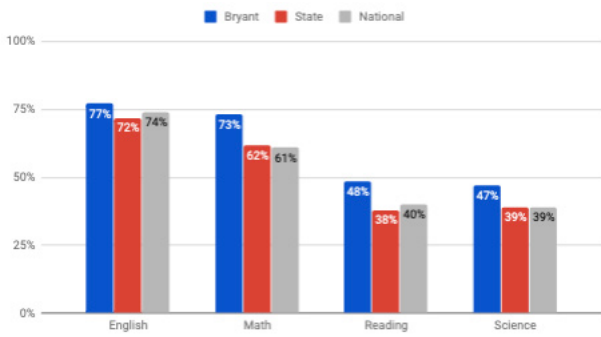
Bryant Schools has not participated in accepting School Choice students since 2015-16. School Choice students represent less than 2% of total enrollment.

ACADEMIC ACHIEVEMENT

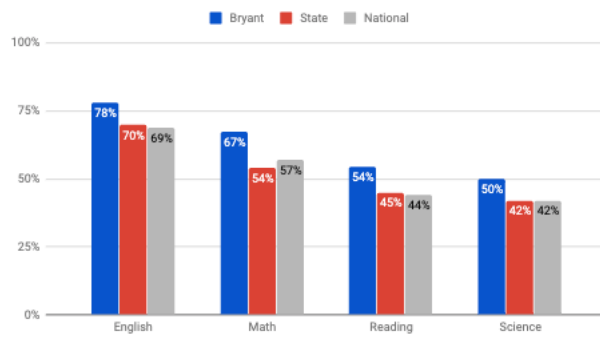
The ACT Aspire end-of-year summative assessment is used to assess Arkansas public school students in grades 3-10. Each student participates in English, reading, writing, math and science tests. Our students performed above the state averages on the computer-based test. We are proud of our teachers and students! Graphs indicate the percentage of Bryant students scoring ready and exceeding as compared to state and national.

ACT Aspire Data 2018-19

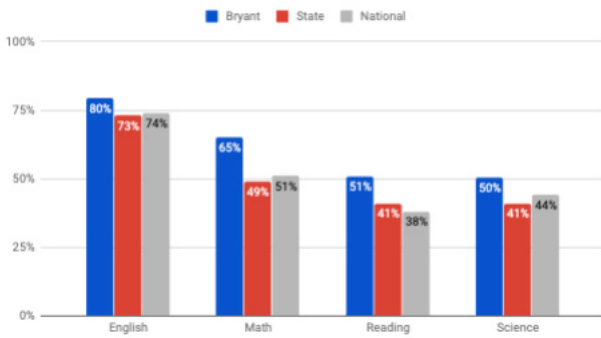
ACT Aspire 3rd Grade Proficiency Scores



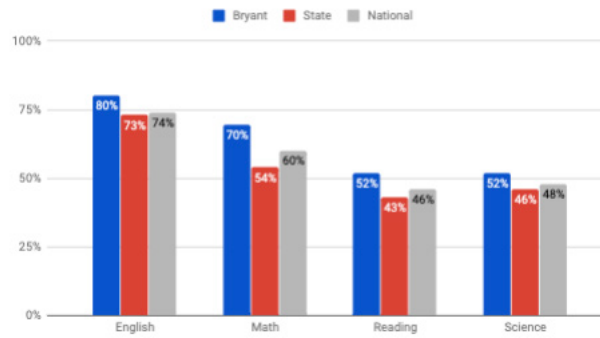
ACT Aspire 4th Grade Proficiency Scores



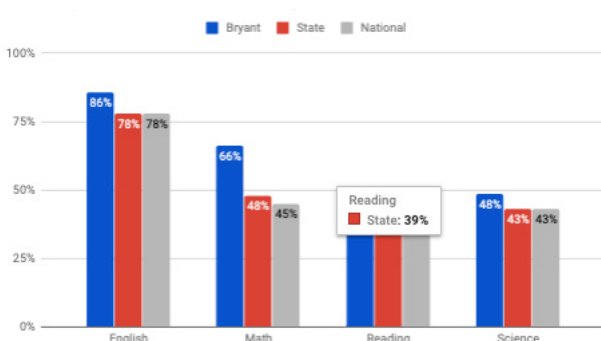
ACT Aspire 5th Grade Proficiency Scores



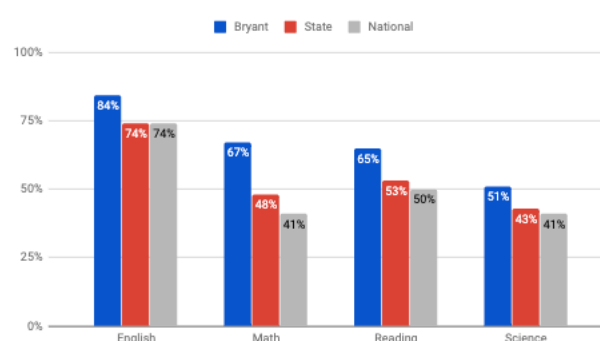
ACT Aspire 6th Grade Proficiency Scores



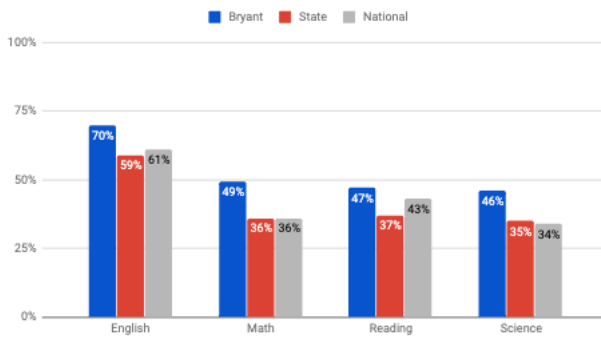
ACT Aspire 7th Grade Proficiency Scores



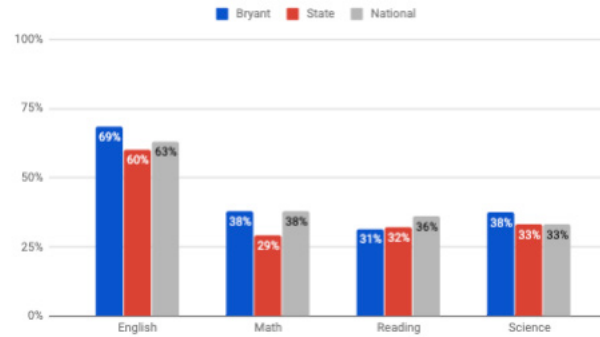
ACT Aspire 8th Grade Proficiency Scores



ACT Aspire 9th Grade Proficiency Scores



ACT Aspire 10th Grade Proficiency Scores



CELEBRATING SUCCESS

- The district awarded honorary high school diplomas to veterans who choose country above self and education.
- BMS yearbook program was named a 2019 Jostens' National Yearbook Program of Excellence.
- Bryant High School won a Gold Crown from the Columbia Scholastic Press Association.
- Sophomore Ella Reynolds (400-meter) and the Lady Hornets (4x400 relay) earned conference titles, state titles, and Meet of Champs titles.
- Ahmad Adams earned the 6A State Wrestling Championship in the 220-pound division.
- The Bryant Hornets soccer team advanced to the 6A State Championship game.
- The Bryant Lady Hornets soccer team won the 6A state championship.
- Parkway Elementary's Chrystal Burkes and Bryant's Teacher of the Year for 2017-18, was one of the Top Four Finalist for Arkansas Teacher of the Year.
- Bryant High Choirs made school history with 102 students earning All-Region.
- The Legacy of Bryant brought home a 3rd place finish and a Superior rating in the state marching band competition.
- BHS teacher Carolyn Hays received the Little Rock Family Amazing Educator (Special Education) Award.
- For the first time in history, the Hornets won the 7A State Championship in football.
- Nicole Inman was named AR High School Coaches Association Girls Soccer Coach of the Year, 2018-19.
- Bryant Choirs had 22 students selected to All-State.
- Bryant Bands had 18 students selected to All-State Bands.
- Springhill Elementary raised \$20,355 for the American Heart Association.
- The Hill Farm Archery Team became THREE time champs of the Elementary Division of the ANASP State Tournament.
- ImmunizeAR selected the Hornet Health Center as the 2018 Outstanding Efforts in Influenza Champions.
- Hornet Coach Buck James was named 7A/6A Coach of the Year.
- The Varsity Boys Basketball team won the 6A conference and was state runner-up.
- Lindsay Fell, Parkway Elementary, was one of only 550 chosen worldwide for the Apple Distinguished Educator Class of 2019.
- Art instructor Lindsay Fell, Parkway Elementary, was Bryant's Teacher of the Year for 2018-19.
- Transportation team member Rodney White was named Classified Employee of the Year.
- The Hornets won the eSports Rocket League State Championship in the first ever AAA eSports Championship.
- BHS Choir: Out of 6 Best in Class State Titles earned, Bryant received FIVE.
- 103 Bryant HS band students were selected to the All-Region Bands—a new school record.
- BMS Robotics 1338B won 1st place at the state robotics tournament and qualified for world competition.
- K9 officer Mya's high school yearbook photo was shared across the nation and world!

SCHOOL LETTER GRADES

2018 ESSA SCHOOL INDEX REPORTS



SCHOOLS WITH A RATING
Bryant High School, Springhill, Bethel Middle

SCHOOLS WITH B RATING
Bryant Elementary, Salem, Davis, Hill Farm, Hurricane Creek, Collegeville, Bryant Middle

ARKANSAS SCHOOL RECOGNITION PROGRAM

Bethel Middle and Springhill Elementary ranked top 5% for **academic performance** in the AR School Recognition Program.

Bryant High School ranked top 6-10% of schools for **academic growth** statewide. Collegeville Elementary ranked top 6-10% of schools for **academic performance**.

TEACHER OF THE YEAR



Lindsay Fell

Art Instructor / Parkway Elementary

EARLY CHILDHOOD



SPECIAL EDUCATION
services provided to
135 STUDENTS

Bryant PreK
8 Classrooms
160 STUDENTS

FOOD SERVICE

MEALS PER SCHOOL DAY

Breakfast: 1,800
Lunch: 4,400

SUMMER MEALS


Breakfast: 11,992
Lunch: 23,211



TRANSPORTATION

115 BUSES 87 DRIVERS
94 BUS ROUTES

TRANSPORTS OVER **6,700 STUDENTS**



HIGHEST DEGREE EARNED

Teachers w/ Bachelor's Degree 36%
Teachers w/ Master's Degree 56%
Teachers w/ Advanced Degree 8%

39 TEACHERS W/ NATIONAL BOARD CERTIFICATION

Data from 2018-19

MCKINNEY VENTO

During the 2018-19 school year **78** (K-12) students met the requirements of the McKinney Vento Homeless Act (Federal Law).

DYSLEXIA

During the 2018-19 school year, **224** students were IDENTIFIED as exhibiting the characteristics of dyslexia

HORNET HEALTH CENTER

July 2018-June 2019



1,202 MEDICAL Patients
109 DENTAL Patients
41 EYE CARE Patients