

The Bryant School Board completed the following training in the 2017 calendar year:

TRAINING HOURS	
Scott Hart	6
Sandra Porter	47
Scott Walsh	7
Ben Lewellen	6
Rhonda Sanders	9.5
Scott Walsh	7
Ben Lewellen	6
Danny Chism	11

Tyler Nelson Appointed 2018
Kim Billingsley Appointed 2018

Board members have until December 31 to complete 6 hours of required training.

OUR PLAN FOR SUCCESS: STRATEGIC PLAN 2017-2022 ... YEAR 2

Our Plan for Success is the strategic plan for Bryant Public Schools. It establishes the goals which will guide the school district during the next five years. The plan is grounded in our core values, and implements our mission and vision through four key areas under which specific goals and objectives are aligned: social and emotional learning; teaching and learning; facilities and systems; and personnel.

The progress of measurable goals is closely monitored. Each fall administrators and members of the Strategic Planning Committee meet to discuss the measures and progress of our Strategic Plan. Actions include an evaluation

component to ensure that progress is checked and reported stakeholders in the district.

Goal one supports the vision of Social and Emotional Learning (SEL) which goes hand in hand with our district mission, *Creating Opportunities for Academic and Personal Success*. The SEL initiative is being implemented in the 2018-19 school year using the processes learned through *Capturing Kids' Hearts*. We believe strengthening social and emotional skills will lead to personal success.

To learn more, visit [Strategic Plan 2017-2022](#) or [bryantschools.org/SEL](#).

GOAL 1

Develop student awareness to understand personal effort will maximize potential for a greater quality of life.

GOAL 2

Create challenging, innovative and diverse learning experiences and opportunities.

GOAL 3

Create effective organizational systems and environments reinforcing equity and excellence.

GOAL 4

Recruit, hire, develop, and retain a diverse and premier workforce.



Data from 2017-18

The 631 graduates of Class of 2018 earned scholarships totaling \$14.7 million.

33 DISTINGUISHED HIGH HONOR
52 HIGH HONOR
47 HONOR GRADS



ACT scores for the Class of 2017 were higher than state average.

20.4 District | 19.4 State

Data from 2016-17

GRADUATION RATE 94.48%

ATTENDANCE RATE 94.2%
COLLEGE REMEDIATION 46.422%

CONCURRENT CREDIT

Data from 2017-18

503 STUDENTS

Classes Offered 2017-18

- Algebra III
- Anatomy
- AP Biology
- AP Calculus
- AP Language
- AP Literature
- AP Music Theory
- AP Spanish
- AP Statistics
- Business Management
- Composition I/II
- Pre AP PreCal/Trig
- Spanish II
- Spanish III
- Western Civ I & II

CREDIT HOURS EARNED 3396

ADVANCED PLACEMENT

Data from 2017-18

of Students Taking AP Courses **670**
of AP Exams Scored 3,4, or 5 **320**

Classes Offered 2016-17

- AP[®] Biology
- AP[®] Calculus AB
- AP[®] Chemistry
- AP[®] Physics
- AP[®] European History
- AP[®] Language
- AP[®] Literature
- AP[®] Macroeconomics
- AP[®] Psychology
- AP[®] Spanish
- AP[®] Studio Art
- AP[®] Statistics
- AP[®] Government and Politics
- AP[®] World History
- AP[®] U.S. History
- AP[®] Music Theory
- AP[®] Environmental Science
- AP[®] Human Geography
- AP[®] Computer Science A
- AP[®] Computer Science Principles

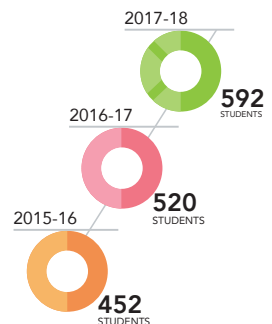
The 2017-18 AP student score rate was **48%** which passed the State's qualifying score rate of **37%**.

34 LANGUAGE GROUPS

- Spanish (88%) | Chinese (3%)
- Vietnamese (2%) | Arabic, Bengali Gujarati, Hindi, Tagalog/Filipino, Urdu (1%)
- Less than 1%:** Amharic/Ethiopian, Assyrian, Cambodian/Khmer, Danish, Dutch, French, German, Greek, Jamaican, Creole, Japanese, Korean, Lao/Laotian, Mongolian, Nepali, Norwegian, Oromo/Afran, Portuguese, Punjabi, Romanian, Russian, Serbo-Croatian, Thai/Tai, Turkish

English LEARNERS

Students who qualify for ESOL program on October 1



TAX PAYER INVESTMENT

AVG TEACHER SALARY

\$56,234

State Average (AEEA, 2017-18): \$48,981

EXPENDITURE PER STUDENT

\$8,132

State Average (2016-17 Annual Statistical Report): \$9,701

MILLAGE RATE

40.8

State Avg (2017 ADE Millage Report collected 2018) 38.36 mills

2016 Assessment (collected 2017-18)	\$801,127,234
Legal Balance (with Categorical Funds)	\$ 8,572,220
TOTAL REVENUES (ALL SOURCES)	\$152,262,178*
Salary & Benefit Expenditures (all funds)	\$ 61,257,320
Construction Expenditures	\$ 2,219,747
Debt Service Expenditures	\$ 3,594,621
Maintenance & Operation Expenditures (all funds)	\$ 13,955,690
TOTAL EXPENDITURES (ALL FUNDS)	\$ 81,027,379

*Includes bond proceeds of \$64,967,372 for construction projects.

FOOD AND BEVERAGE CONTRACTS


The Bryant School District received \$6,202 in soft drink revenue in the 2017-18 school year. The money was distributed to district schools based on funds collected from vending machines on each campus.



Based on October 1 student enrollment

DEMOGRAPHICS

<1%	American Indian/Alaskan
2%	Asian
16%	Black/African American
<1%	Hawaiian/Pacific Islander
12%	Hispanic/Latino
68%	White
1%	Two or More Races



FACILITIES PROJECTS

YOUR TAX DOLLARS AT WORK!

COMPLETED

Parkway Elementary School (K-5)
Opened August 2018

Maintenance/Transportation/Technology Building
Opened September 2018

Bethel Middle School Canopies
Installed in front of building

Hurricane Creek Road Relocation
Increased playground size; improved traffic flow

Salem Waste Water
Connected to municipal water supply

Replaced Gym Flooring
(CES, DES, SES, SPES)

Visit [bryantschools.org/facilities-moving-forward](#) for more information.

CURRENT

New Junior High (Grades 8-9)
Opens August 2019

New Cafeteria, PE Facility and Fine Arts Center on BHS Campus
Opening August 2019

Hornet Stadium Renovations

OUR SCHOOLS 2018-19

- 1 PRE-K PROGRAM (4 YRS)
- 8 ELEMENTARY SCHOOLS (GRADES K-5)
- 2 MIDDLE SCHOOLS (GRADES 6-8)
- FRESHMAN ACADEMY (GRADE 9)
- 1 HIGH SCHOOL (GRADES 10-12)

665 CERTIFIED STAFF | 379 CLASSIFIED STAFF



ENROLLMENT TRENDS

Numbers based on October 1 student enrollment



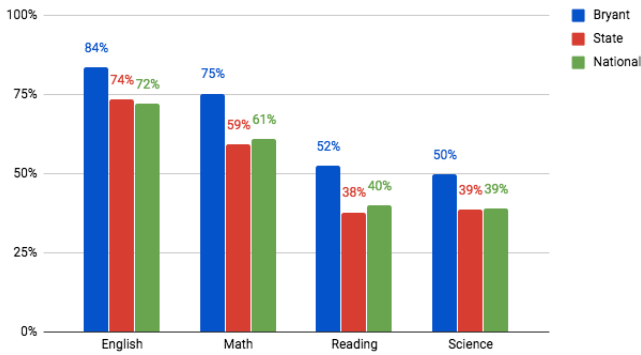
Bryant Schools has not participated in accepting School Choice students since 2015-16. School Choice students represent less than 2% of total enrollment.

ACADEMIC ACHIEVEMENT

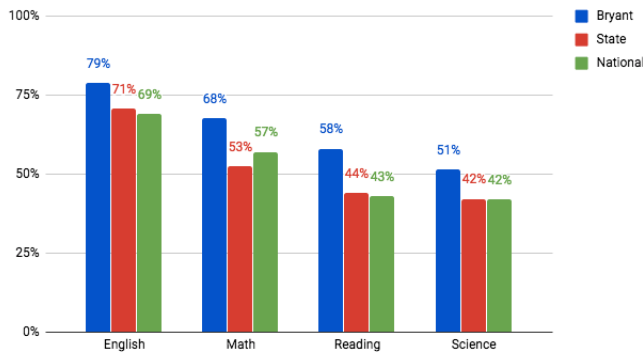
The ACT Aspire end-of-year summative assessment is used to assess Arkansas public school students in grades 3-10. Each student participates in English, reading, writing, math and science tests. Our students performed above the state averages on the computer-based test. We are proud of our teachers and students! Graphs indicate the percentage of Bryant students scoring ready and exceeding as compared to state and national.

ACT Aspire Data 2017-18

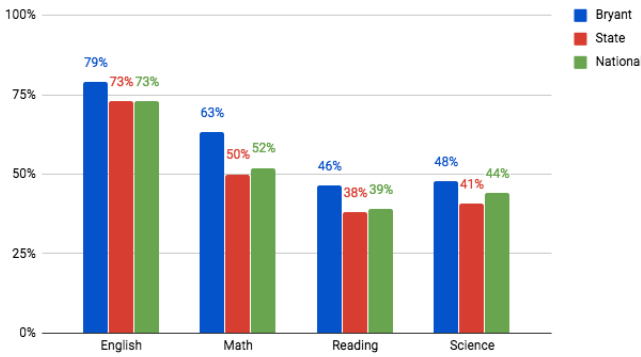
ACT Aspire 3rd Grade Proficiency Scores



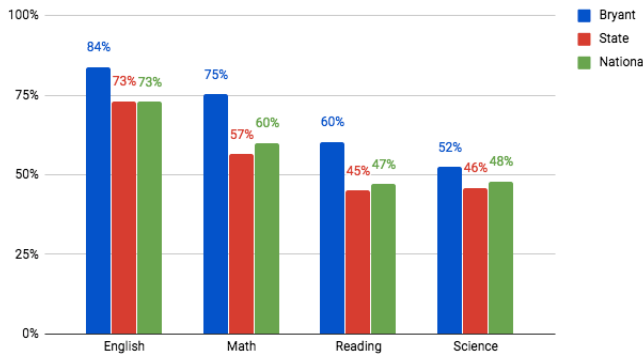
ACT Aspire 4th Grade Proficiency Scores



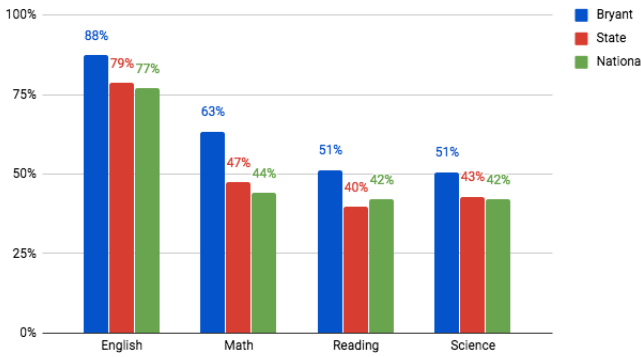
ACT Aspire 5th Grade Proficiency Scores



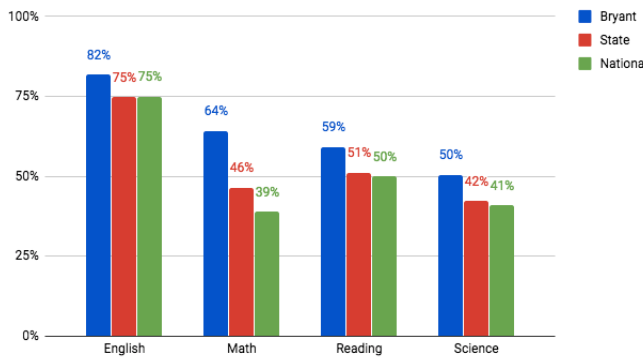
ACT Aspire 6th Grade Proficiency Scores



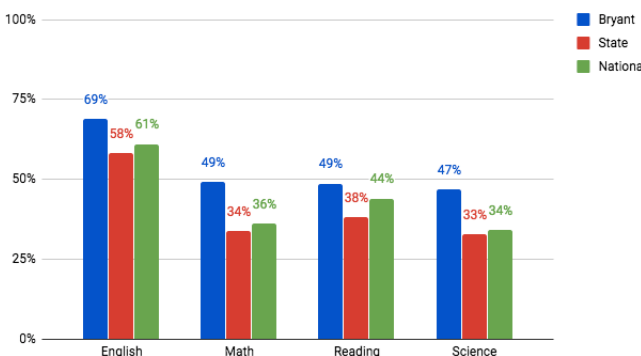
ACT Aspire 7th Grade Proficiency Scores



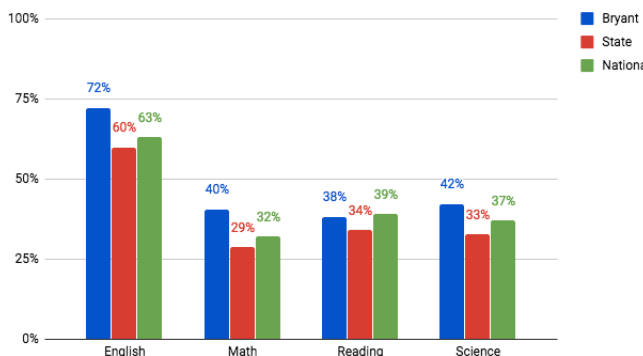
ACT Aspire 8th Grade Proficiency Scores



ACT Aspire 9th Grade Proficiency Scores



ACT Aspire 10th Grade Proficiency Scores



CELEBRATING SUCCESS

Special Olympics Arkansas awarded Bryant High School national banner recognition for its inclusive school climate in sports and activities for students with and without disabilities. BHS is the first school in the state to be named a Unified Champion School.

BMS teacher Dustin Dearman was nominated as a 2017-18 Life Changer of the Year.

Bryant Public Schools honored three of the district's pioneering students, the first African Americans to graduate from Bryant High School. William Wallace, Ronald Wallace and Kenneth Jones were graduates of BHS Class of 1966.

BHS Unified Basketball Team won the state basketball championship in finals in Hot Springs.

Cadet Sebastian Wolf was the only Arkansas student selected to attend the Air Force Junior ROTC Flight Academy Program.

BHS, BMS, and BEMS bands received so many awards that they can't be listed!

BHS Choir also won too many awards to list!

Rise Arkansas was implemented with book studies, literacy nights and book talks. Gov. Asa Hutchison visited HFES to kick off the campaign.

Freshmen football completed another undefeated season and conference champs.

BMS and BHS engineering teams earned numerous state awards and a bid to the World Vex Robotics Competition.

BMS teacher Jason Price was named Arkansas VEX Robotics Volunteer of the Year.

Bryant elementary schools had teams to participate in robotics for the first time.

Stuff the Bus provided multiple buses of toy donations to organizations in our community.

BMS 8th grade cheer won first place at Arkansas Junior Best of the Best Champs.

2017 Hornet Yearbook *Big Things Happen Here* was named Pacemaker finalist.

Salem Elementary was awarded a Lowe's Toolbox for Education Grant written by Amity Tyler to construct a greenhouse for the our outdoor garden.

Sherrie Benton, Secretary for Bryant's Transportation Department was presented with the Susie Everett Award by Arkansas Association of Pupil Transportation.

BHS Brenda Rodgers won High School Southwest Region Counselor of the Year.

HCES Counselor Kelli Dockery won Elementary Southwest Region Counselor of the Year and went on to win the state counselor of the year!

HFES media specialist Michele Owen earned a state recognition and \$1,000 scholarship to attend the Computer Science Teachers Conference in July.

Senior Taylor Wilson earned the Prudential Spirit of Community President's Volunteer Service Award for exemplary volunteer service with the BHS Partners Club.

Prospective Online editor senior Alexis Burch won the Arkansas JEA Journalist of the Year.

Dr. Lesa Lindberg was named Arkansas Scholastic Press Association's (ASPA) Administrator of the Year.

Schools and organizations across the district raised over \$100K for charities and non-profits.

SCHOOL LETTER GRADES



SCHOOLS WITH A RATING
Collegeville, Salem, Springhill, Bethel Middle, Bryant Middle


SCHOOLS WITH B RATING
Bryant Elementary, Davis, Hill Farm, Hurricane Creek, Bryant High School

ARKANSAS SCHOOL RECOGNITION PROGRAM

Bethel Middle and Springhill Elementary ranked top 5% for **academic performance** in the AR School Recognition Program.

Bryant Elementary, Salem Elementary and Collegeville Elementary ranked top 6-10% of schools for **academic growth** statewide.

EARLY CHILDHOOD



FOOD SERVICE

MEALS PER SCHOOL DAY

Breakfast: 1,750

Lunch: 4,200

Increase of 2,846 breakfast and 6,893 lunches from 2016-17

SUMMER MEALS

Breakfast: 10,531

Lunch: 21,070




TRANSPORTATION

105 BUSES 80 DRIVERS

85 BUS ROUTES

TRANSPORTS OVER **6,700 STUDENTS**



TEACHER OF THE YEAR



CHRISTAL BURKES

3rd Grade / Davis Elementary

Finalist for 2019 Arkansas Teacher of the Year

HIGHEST DEGREE EARNED

Teachers w/ Bachelor's Degree 38%
Teachers w/ Master's Degree 55%
Teachers w/ Advanced Degree 7%

39 TEACHERS W/ NATIONAL BOARD CERTIFICATION

Data from 2017-18

MCKINNEY VENTO

During the 2017-18 school year **55** (K-12) students met the requirements of the McKinney Vento Homeless Act (Federal Law).

DYSLEXIA

169 students received DYSLEXIA INTERVENTION SERVICES from a trained dyslexia interventionist

172 students were IDENTIFIED as exhibiting the characteristics of dyslexia

HORNET HEALTH CENTER



July 2017-June 2018

866 MEDICAL Patients

94 DENTAL Patients