



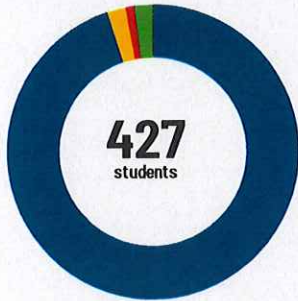
Fairfield Comm High School

300 W King St Fairfield, IL 62837 (618)847-9403

Grades: 9 - 12
District: Fairfield Comm H S Dist 225

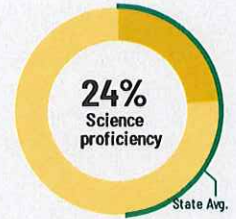
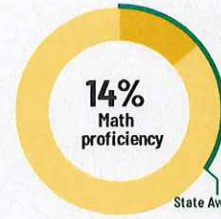
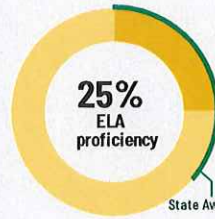
Principal: Mrs.Jill Fulkerson
Superintendent: Mrs.Jill Fulkerson

Fast Facts



Student Characteristics

White	95%
Black	2%
Hispanic	1%
Asian	0%
American Indian	0%
Two or More Races	2%
Pacific Islander	0%
Low Income	47%
English Learners	0%
With IEPs	11%
With Disabilities	-
Homeless	4%



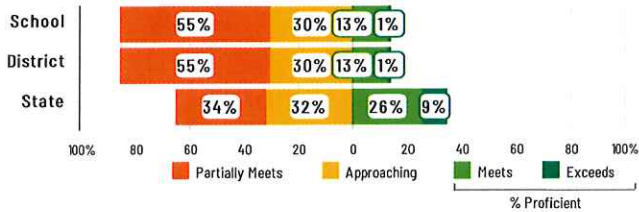
Academic Success

High school students take the SAT in English Language Arts and Math. The display shows SAT ELA & Math results in four performance levels.

English Language Arts



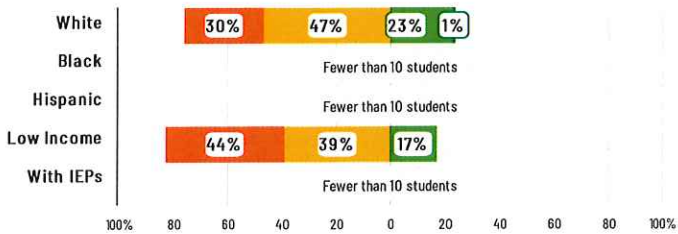
Mathematics



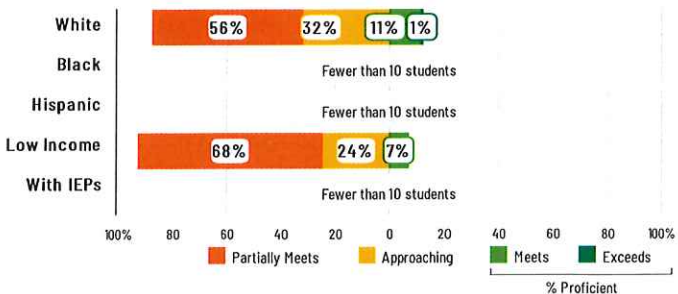
Success by Student Group

This display shows SAT ELA & Math performance levels for each student group. No data is shown for groups with fewer than 10 students.

English Language Arts



Mathematics



School Environment



The 5Essentials Survey allows students in grades 6-12 and all teachers to share their perspectives on essential conditions for learning. The anonymous survey consists of 5 components.

- Most implementation
- More implementation
- Average implementation
- Less implementation
- Least implementation
- Not Applicable/Low Response

Response Rates	
Students	84%
Teachers	84%

Average Effective Leaders

Do principals and teachers implement a shared vision for success?

Average Collaborative Teachers

Do teachers collaborate to promote professional growth?

Average Ambitious Instruction

Are classes challenging and engaging?

Average Supportive Environment

Is the school safe, demanding, and supportive?

Average Involved Families

Does the entire staff build strong external relationships?

College Readiness

Early College Coursework

Students taking early college coursework in grades 10, 11, and 12



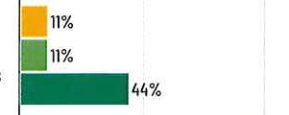
Postsecondary Enrollment

Students who enroll at colleges and universities



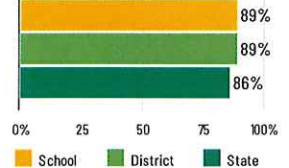
Community College Remediation (lower is better)

Students enrolled in Illinois community colleges who require remedial coursework



Graduation Rate

Percentage of students who graduated within 4 years





Fairfield Comm High School

School Highlights

Academic Courses

Accounting I, AP Biology, AP Calculus AB, AP English Literature and Composition, AP United States History, Automotive Mechanics-Comprehensive, Band, Biology II, Calculus & Analytic Geometry, Ceramics, Choir, College Algebra, Composition, Composition & Analysis, Enrichment Program, Government of the U.S., Guitar, Health Care Occupations-Comprehensive, History of American Music, Home

Physical Education, Health and Wellness

Athletic Physical Education, Health Education Courses

Other Programs and Activities

Art Club, Career Education Events, Conflict Resolution, Learning Lab, Marching Band, Math Club, National Honor Society, Religious Partnerships, Scholastic Bowl, Spanish Travelers, Student Council/Government, Technology Club, Tutoring Program, Yearbook Club

School Awards

Career Development Courses and Programs

Accounting I, Agricultural Business Management, Agricultural Metal Fabrication, Agricultural Sales and Marketing, Architectural Drafting I, Automotive Technician I, Automotive Technician II, Basic Agricultural Mechanics, Basic Agricultural Science, Biological Science Applications in Agriculture - Animals, Biological Science Applications in Agriculture - Plants, Business and Technology Concepts, Business

Athletics

Boys Baseball, Boy's Basketball, Boy's Cross Country, Boy's Football, Boy's Golf, Boy's Tennis, Boy's Track & Field, Boy's Wrestling, Color Guard, Conditioning and Fitness Classes, Girl's Basketball, Girl's Competitive Cheerleading, Girl's Cross Country, Girl's Golf, Girl's Softball, Girl's Tennis, Girl's Track & Field, Girl's Volleyball

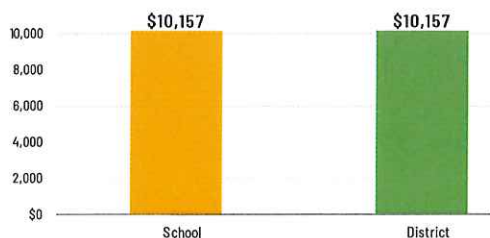
School Personnel Resources

Librarian/Media Specialist, Paraprofessional, School Guidance Counselor, School Nurse, School Social Worker, Special Education Teacher, Student Dean, Technology Specialist

Facilities

School-Level Finance

The Every Student Succeeds Act requires LEAs to report school-level expenditure data, beginning with School Year 18-19 data. LEAs are required to report actual personnel and non-personnel expenditures of both site-specific and district centralized expenditures. Expenditures are shown at the site level and must be disaggregated by source of funds (federal vs. state/local). These data are self-reported and may differ from AFR data.



Educator Measures

This school has had **1 principal(s)** over the past 6 years. In the last three years, an average of **93% of teachers** return to this school each year.

Student Attendance and Mobility

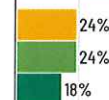
Attendance Rate

Rate at which students are present at school, not including excused or unexcused absences



Chronic Absenteeism

Percentage of students who miss 10% or more of school days per year either with or without a valid excuse



Student Mobility

Percentage of students who transfer in or out of the school during the school year, not including graduates



Teacher Retention

Percentage of full time teachers who return to the same school year to year



0% 25 50 75 100% School District State

FOR MORE INFORMATION

Visit IllinoisReportCard.com to see additional details about each item of information for this school. There you will find charts spanning multiple years, detailed explanations, resources, more of the school's programs and activities, and powerful tools that let you dig deeper into data.

Most of this data has been collected by ISBE from school districts through data systems. Some information, such as the School Highlights, is entered directly by principals and can be updated throughout the year.