



Park Forest-Chicago Heights School District 163  
Algonquin's Summer Learning Packet



Please complete this packet during your summer break and return it to your teacher by Friday, August 28, 2020.

Name: \_\_\_\_\_

# Learning Activities for Summer

## Literacy

### Make a Writing Kit for your child to practice writing:

Pens	Colored Pencils	Thin Markers
Plain White Paper	Colored copy paper	Envelopes
Stapler (for making books)	Tape	Dry Erase Board
Magna Doodle	Notepads	Index Cards

### Shaving Cream

Put a small amount of shaving cream on the table or on a tray. Spread it out and draw letters and numbers in the shaving cream with your finger. You may want to use a smock, but if it gets on clothes, it fades away after a few minutes. When it is time to clean up, rub the shaving cream until it disappears, then wash the table or tray.

### Pipe Cleaner Letters

Use pipe cleaners (a.k.a. chenille stems) to form letters by bending them.

### Letter Memory Game

Place 2-4 letter magnets (or cards with the letters written on them) on a tray. Cover them up with a cloth and take one away. Uncover the cloth, and ask your child which one is missing. You can also have your child write the letter on a piece of paper or dry erase board.

### Name

Write your child's name on a piece of construction paper in large letters. Glue on yarn, beans or glitter. (ALWAYS, use an uppercase letter for the first letter of a name, but write the rest in lowercase letters.)

### Letter Sound Basket

Give your child a basket and ask him or her to collect objects from around the house that begin with a particular letter.

### Mystery Sound Bag

Place 3 or 4 objects that begin with a particular letter in a bag. For example, bowl, ball, block, book for the letter B. Have your child pull the items out one at the time and identify the beginning letter.

### Erase-the-Rhyme

Draw a picture on a dry erase board and ask your child to erase things that rhyme. For example, draw a house, and ask your child to erase what rhymes with hoof (roof), floor (door), ball (wall), bindow (window). Or, draw a cat, and ask your child to erase what rhymes with pail (tail), tie (eye), dose (nose), south (mouth), lead (head), etc.

## Math

### **Candy Math**

Have your child use colored candy, such as Gummi candy, M & M's, Skittles, Runts, jelly beans, etc. Use them for sorting, counting, patterning activities.

### **Block Game**

Use a numbered game die or spinner and some blocks. Take turns rolling the die, and taking the correct number of blocks from the pile. Build a tower with the blocks. After all the blocks are gone, compare the towers to see whose is the tallest.

### **Number Basketball**

Write numbers on pieces of paper and place them on the floor. Place a trash can nearby. Call out a number for your child to find, crumble up and toss into the trash can.

### **Money Toss**

Toss five pennies onto the table or floor. Count how many heads and tails.

### **Counting Books**

Make counting books with stickers. Choose stickers that will appeal to your child (Barbie, Harry Potter, trains, horses, etc.) Staple pieces of paper together and label each page with a number. Have your child stick the correct amount of stickers on each page of the book. You could make the "Spiderman Counting Book" or "Dora the Explorer Counting Book".

### **Path Games**

Path games are great for counting practice because a child rolls the dice or spins a spinner and counts how many spaces to move. You can buy them or make your own path games with stickers.

### **Card Games**

You can use playing cards in several ways:

Have your child match two of the same numbers,

Have your child put the numbers in sequential order,

Play war (Two players take the top card from their own pile, compare them, and the player with the highest number wins that round and collects both cards.)

**Number Writing Rhymes:**

Round and round and round we go When we get home We have a zero.	Start at the top And down we run That's the way we make a one.
Around and back On the railroad track Two, two, two!	Around a tree Around a tree That's the way we make a three.
Down and over And down some more That's the way we make a four.	Down and around With a flag on high That's the way we make a five.
Around to a loop Number six rolls a hoop.	Across the sky And down from heaven That's the way we make a seven.
Make an "S" and do not wait When we get home We have an eight.	Make a loop And then a line That's the way we make a nine.

## Science

### **Make a Science Kit:**

Prism  
Seashells  
Rock Collection  
Kaleidoscopes  
Magnets  
Magnifying Glass  
Bug Box/ Critter Cage  
Binoculars

### **Nature Walk**

Go on a nature walk in your neighborhood or in the woods. Collect small sticks, rocks, leaves, wildflowers. You can use them later to make a nature collage or look at them through a magnifying glass.

### **Pond Nature Trip**

Give your child a "pond study kit": magnifying glass, clear cup (for a water sample), plastic bags (for plant and dirt samples), craft sticks, plastic spoons, etc. Take a trip to a pond and let your child explore. Take a bag of bread crumbs for the ducks.

### **Magnets**

Let your child experiment with various objects and classify them as magnetic or non-magnetic. You can use a paper clip, screw, penny, pen cap, cork, crayon, etc.

### **Chemical Reaction**

Let your child experiment with baking soda and vinegar to make a chemical reaction. Put baking soda in a paper cup and vinegar in another cup. Add amounts of one ingredient to the other and watch what happens.

### **More Chemistry**

You can also set out several ingredients and let your child experiment with the different textures (and reactions) the ingredients make. For solids, you can have cups of flour, baking soda, salt, sand, corn meal. For liquids, you can set out cups of water, oil, liquid soap, bubble bath. Add drops of food coloring for added fun.

### **Simple Machines: Ramps**

Provide your child with blocks and small boards or cardboard to make ramps. Children can experiment with by rolling or sliding different objects down the ramps: blocks, boxes, cars, marbles, droplets of water, rocks.

## Fine Motor Skills

### Scissors & Play-dough

Let your child use scissors to cut play-dough. This helps build fine motor strength and helps them learn to use scissors.

### Magazine Collage

Cut pictures from magazines and glue them onto a piece of construction paper. You can have your child cut out certain things, such as "things that begin with the letter A" or "red things" or "ocean animals", etc. You can also make books by stapling construction paper together and gluing each picture on a page.

### Play-Dough Bakery

Use bowls, spoons, cookie cutters, cookie sheets, rolling pins, plates, cups, mini pie pans, muffin tins, and other things with play-dough.

### More...

Legos

Puzzles

Light Bright

## Art

### Make an Art Kit:

Colored Construction Paper

Plain White Paper

Crayons

Markers

Scissors

Glue/Glue Stick

Colored Chalk

Oil Pastels

Water Color Paints

Tempera or Poster Paint

Tape

Collage Materials (beans, pasta, craft foam, cotton)

Popsicle Sticks

## Booklist

### Look for these books at the library:

Don't Let the Pigeon Drive the Bus, by Mo Willems  
Don't Let the Pigeon Stay Up Late, by Mo Willems  
The Pigeon Wants a Hot Dog, by Mo Willems  
The Pigeon Wants a Puppy, by Mo Willems  
Knuffle Bunny, by Mo Willems  
Knuffle Bunny, Too, by Mo Willems  
Pete the Cat: I Love My White Shoes, by Eric Litwin  
Pete the Cat: Rocking in My School Shoes, by Eric Litwin  
Pete the Cat and His Four Groovy Buttons, by Eric Litwin  
Go Away Big Green Monster, by Ed Emberly  
Corduroy, by Don Freeman  
Goldilocks and the Three Bears, retold by Jan Brett  
The Very Clumsy Click Beetle, by Eric Carle  
Three Billy Goats Gruff, retold by Stephen Carpenter  
The Little Red Hen, retold by Jerry Pinkney  
Does a Kangaroo Have a Mother, Too?, by Eric Carle  
Hedgie's Surprise, by Jan Brett  
Mrs. Wishy Washy's Farm, by Joy Cowley  
The Hat, by Jan Brett  
The Tale of Peter Rabbit, by Beatrix Potter  
Owl Babies, by Martin Waddell  
A House for Hermit Crab, by Eric Carle  
Mister Seahorse, by Eric Carle  
Big Al, by Andrew Clements  
Unlovable, by Dan Yaccarino  
It's the Bear, Jez Alborough  
An Extraordinary Egg, by Leo Lionni  
The Umbrella, by Jan Brett  
Who is the Beast?, by Keith Baker  
Duck in the Truck, by Jez Alborough  
Captain Duck, by Jez Alborough  
Cuddly Duddly, by Jez Alborough  
There's an Alligator Under My Bed, by Mercer Mayer  
Caps for Sale, by Esphyr Slobodkina  
David Gets in Trouble, by David Shannon  
Bill and Pete, by Tomie de Paola  
Bill and Pete Go Down the Nile, by Tomie de Paola  
The Doghouse, by Jan Thomas  
Rhyming Dust Bunnies, by Jan Thomas

## Websites

[www.starfall.com](http://www.starfall.com)  
[www.literacycenter.net](http://www.literacycenter.net)  
[www.janbrett.com](http://www.janbrett.com)

For parents:

<http://www2.ed.gov/pubs/CompactforReading/index.html>

Kids Activities Blog:

<http://kidsactivitiesblog.com/>

PreKinders: Activities for Pre-K & Kindergarten Kids

[www.prekinders.com](http://www.prekinders.com)



# Sight Words

the of an a to

in is you that it

he was for on are

as with his they I


at be this have from

For additional sight words students will  
learn in kindergarten please visit:

[http://pratt.mp1s.k12.mn.us/uploads/  
fryfirst100set.pdf](http://pratt.mp1s.k12.mn.us/uploads/fryfirst100set.pdf)

# Shape Count

Trace and count up each shape, write the number below



Write the number counted next to the shapes


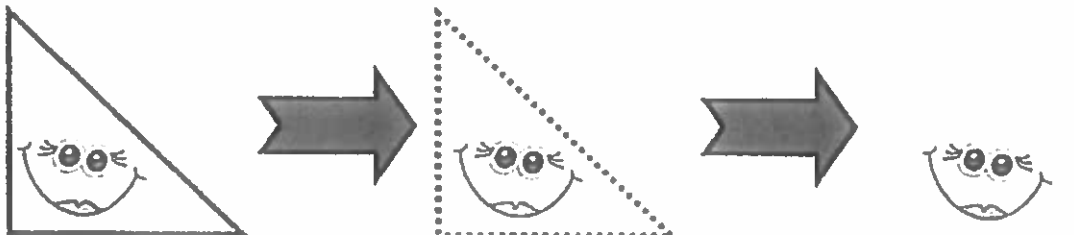




Squares = \_

Circles = \_

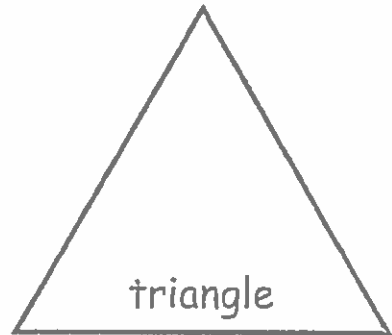
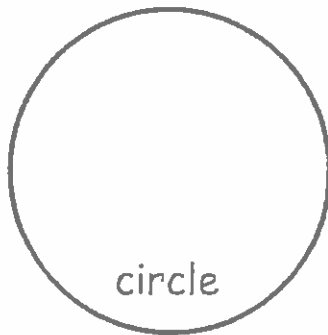
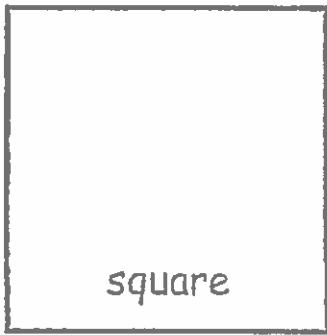
Triangles = \_

Rectangles = \_

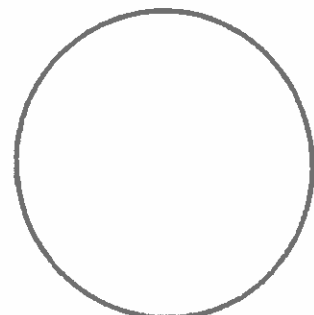
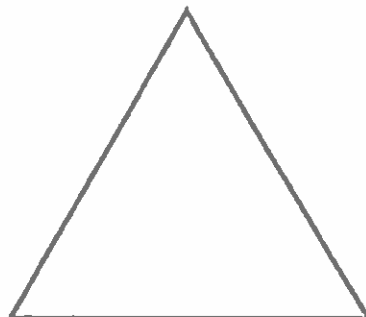


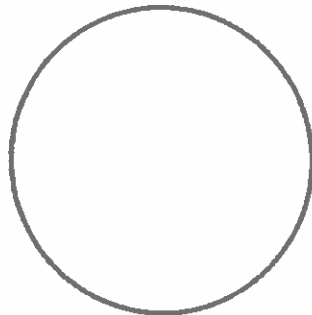
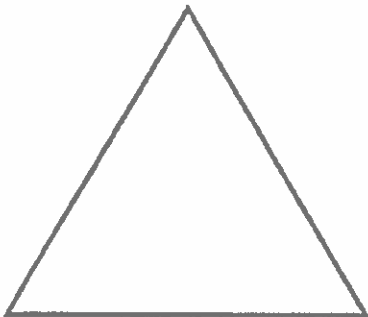
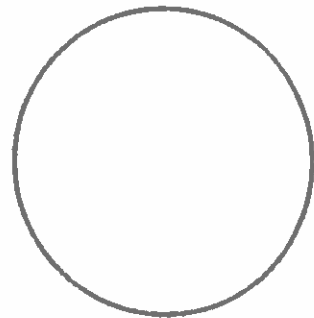
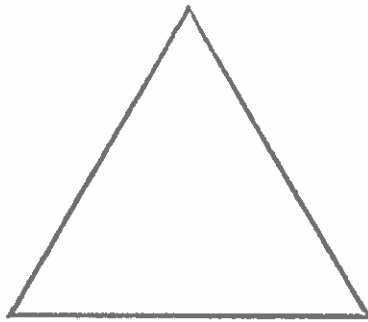
# Color it, Trace it, Draw it





# Primary Colors and Basic Shapes



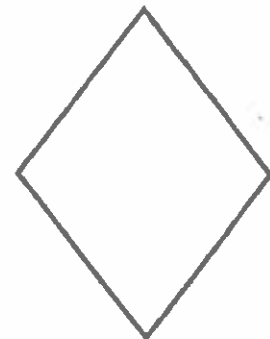




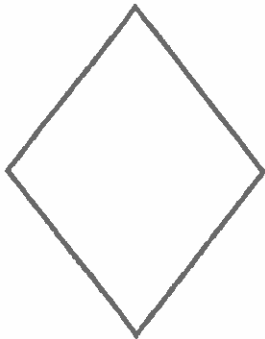

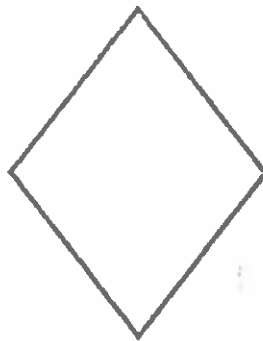

Color the squares blue, the circles red, and the triangles yellow.



# Colors and Shapes

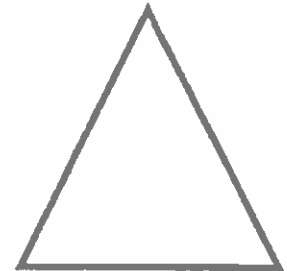
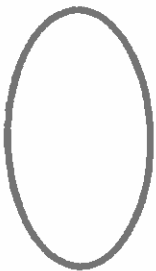
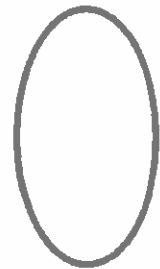


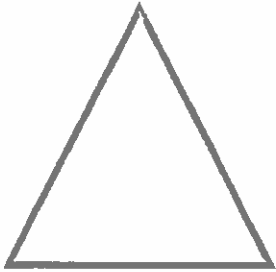




Color the hearts red, the stars yellow, and the diamonds orange.



## Match the Shapes

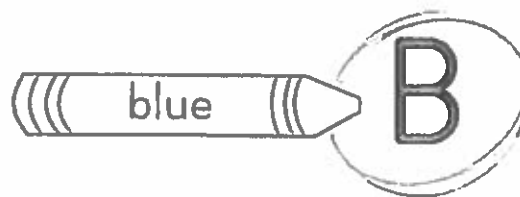
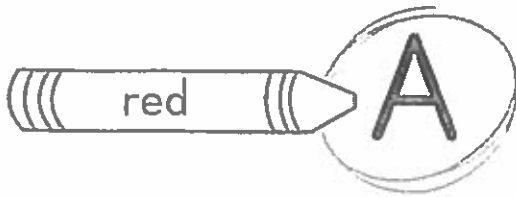
Draw a line between the shapes that are the same.



Name: \_\_\_\_\_

COMMON CORE | K.RF.1

## Letter Search



A	w	m	j	w	n	B	K	L	H	c
J	Q	A	T	F	i	s	x	S	O	r
V	e	X	B	D	v	y	n	f	B	S
j	l	K	A	Q	c	w	O	I	R	t
n	B	F	T	k	P	Y	p	N	b	k
C	C	d	F	A	J	j	v	y	B	s


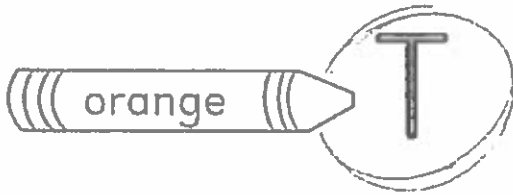


Find and circle the letter As with a red crayon and Bs with a blue crayon, then practice writing the letters on the lines.

Name: \_\_\_\_\_

COMMON CORE | K.RF.1

## Letter Search



c	t	W	P	A	K	P	Q	G	T	I
q	x	L	F	P	j	Q	X	m	x	k
n	O	q	T	b	F	R	I	r	g	L
g	o	F	E	O	M	P	a	L	G	U
C	M	b	w	T	I	s	P	M	T	a
a	J	K	m	T	f	O	I	V	u	s



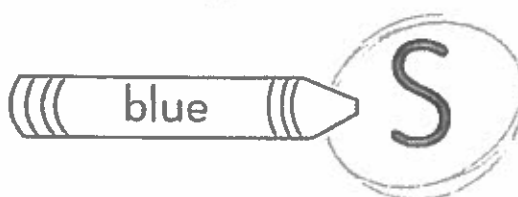
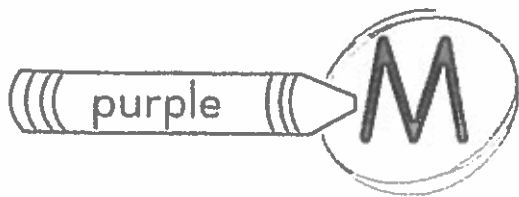
Find and color the letter Ts with an orange crayon and Ps with a yellow crayon, then practice writing the letters on the lines



Name: \_\_\_\_\_

COMMON CORE | K.RF.1

## Letter Search



x	y	T	L	R	e	U	S	y	a	m
c	s	i	M	N	X	p	f	r	g	V
M	n	k	M	C	Q	t	S	p	g	h
U	j	N	g	x	g	h	M	f	s	d
p	i	v	Y	m	S	N	r	a	V	H
y	G	J	S	Q	S	b	g	M	G	h

M

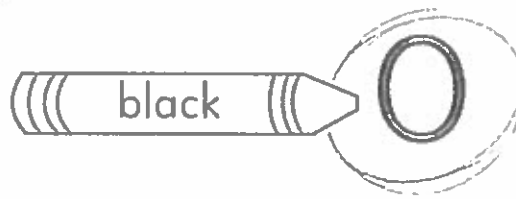
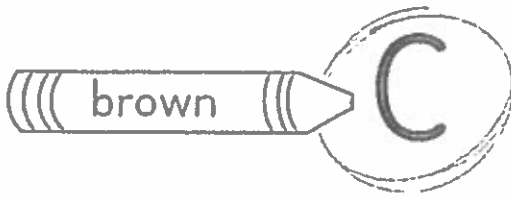
S

Find and circle the letter Ms with a purple crayon and Ss with a blue crayon, then practice writing the letters on the lines


Name: \_\_\_\_\_

COMMON CORE | K.RF.1

## Letter Search



O	Q	e	l	l	A	C	Y	O	A	H
O	m	g	a	d	f	l	u	e	t	W
n	m	C	g	B	O	P	f	V	l	f
F	O	R	C	I	e	F	K	m	o	f
p	h	j	z	P	l	c	K	Q	i	T
C	Z	p	i	C	T	T	W	p	q	B


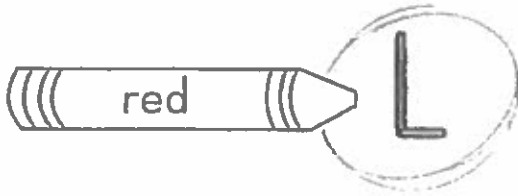


Find and circle the letter Cs with a brown crayon and Os with a black crayon, then practice writing the letters on the lines

Name: \_\_\_\_\_

COMMON CORE | K.RF.1

## Letter Search



r	L	N	L	F	r	O	x	P	O	X
k	E	D	V	T	o	g	P	S	f	S
h	n	L	f	R	d	X	P	f	m	z
O	k	g	M	R	I	A	a	c	D	m
s	R	r	l	o	h	h	z	L	M	f
e	R	e	m	y	N	R	F	z	C	v

L

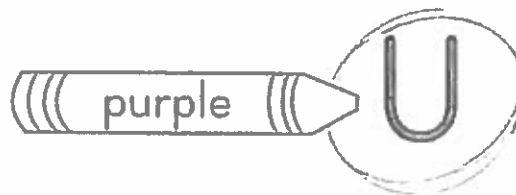
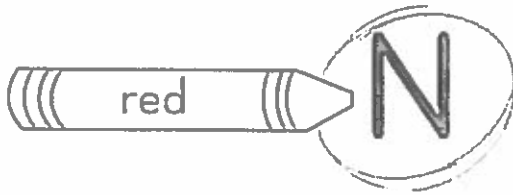
R

Find and circle the letter Ls with a red crayon and Rs with a orange crayon, then practice writing the letters on the lines

Name: \_\_\_\_\_

COMMON CORE | K.RF.1

## Letter Search



I	e	U	j	N	s	f	C	J	X	k
Q	n	o	o	U	m	L	N	g	Y	S
Y	c	y	a	B	E	U	t	g	L	q
U	D	u	d	N	k	I	S	t	k	Q
M	Z	U	x	k	a	o	g	N	e	b
N	J	y	t	J	C	v	m	t	y	f

N


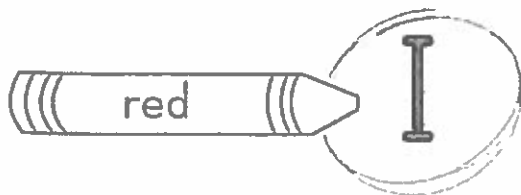
U

Find and circle the letter Ns with a red crayon and Us with a purple crayon, then practice writing the letters on the lines.

Name: \_\_\_\_\_

COMMON CORE | K.RF.1

## Letter Search



n	j	a	n	l	S	S	I	Z	J	f
G	w	h	w	B	n	G	i	w	m	O
b	T	v	I	g	L	G	O	Y	d	U
C	I	f	b	t	D	k	p	F	T	o
C	Q	R	G	g	W	I	C	B	H	W
E	Z	h	f	Z	m	k	I	P	o	s

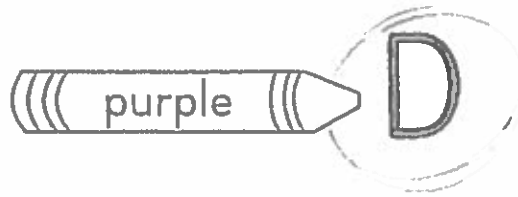
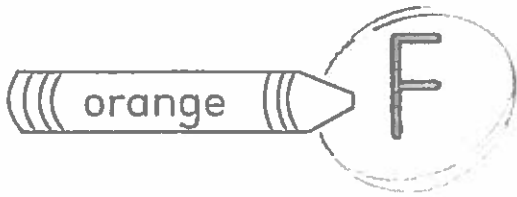


Find and circle the letter Is with a red crayon and Gs with a black crayon, then practice writing the letters on the lines.


Name: \_\_\_\_\_

COMMON CORE | K.FF.1

## Letter Search



A	b	F	O	D	H	g	S	D	W	K
h	W	g	z	F	T	E	y	Z	w	K
s	j	N	R	b	T	T	k	D	y	y
q	m	K	A	E	S	D	O	E	c	w
F	n	N	F	H	I	D	b	p	W	q
e	F	c	b	M	j	I	R	t	a	Z

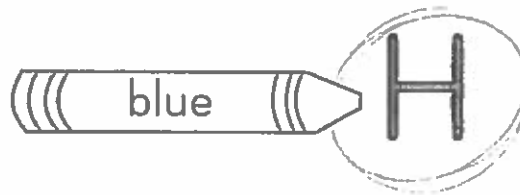
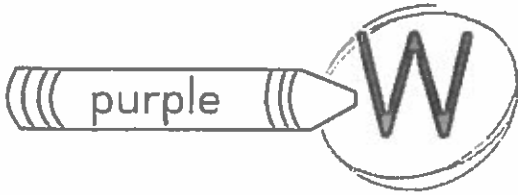


Find and circle the letter Fs with an orange crayon and Ds with a purple crayon, then practice writing the letters on the lines.

Name: \_\_\_\_\_

COMMON CORE | K.RF.1

## Letter Search



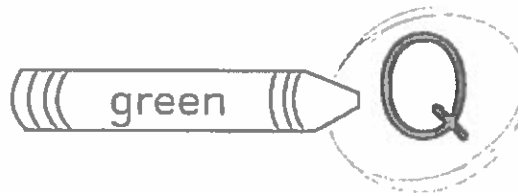
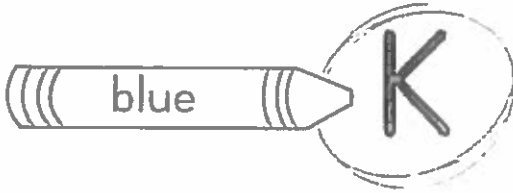
P	i	j	H	N	L	z	t	A	p	R
W	I	W	q	A	E	N	X	z	P	U
s	V	H	u	Q	N	H	X	u	I	E
z	D	W	A	F	p	H	d	n	D	I
L	K	r	P	k	H	k	c	K	w	j
T	N	W	M	j	W	z	T	n	n	i



Find and circle the letter Ws with a purple crayon and Hs with a blue crayon, then practice writing the letters on the lines

Name: \_\_\_\_\_

## Letter Search



D	q	w	D	g	r	u	h	q	q	z
X	g	q	d	E	z	p	Q	F	g	b
Y	Q	N	H	K	Z	c	f	z	n	n
V	D	Z	Q	v	h	s	F	N	P	r
X	Q	B	Q	X	N	w	d	h	K	o
y	e	L	V	K	X	q	K	H	m	z

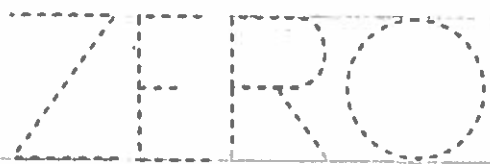



Find and circle the letter Ks with a blue crayon and Qs with a green crayon, then practice writing the letters on the lines



Name: \_\_\_\_\_

Date: \_\_\_\_\_




Name: \_\_\_\_\_

Date: \_\_\_\_\_




one

Trace and learn to write the number 1.

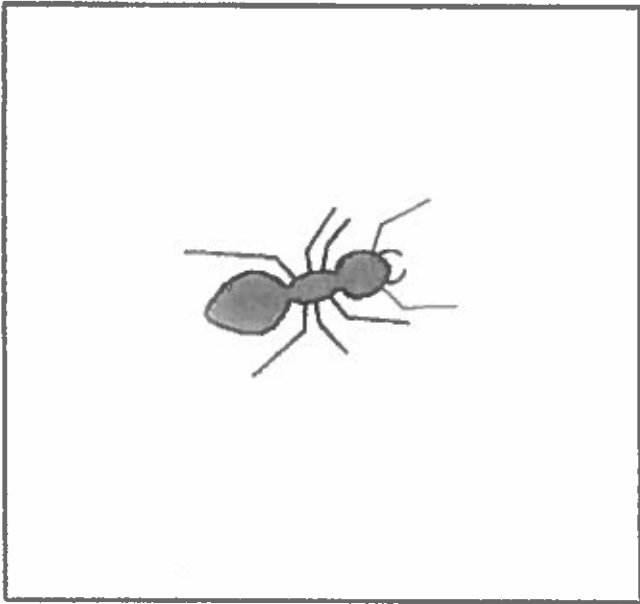


Count the apples, and then color a square on the graph for each apple.




Name: \_\_\_\_\_

Date: \_\_\_\_\_



ONE ONE ONE

Name: \_\_\_\_\_

Date: \_\_\_\_\_





two

Trace and learn to write the number 2.



Count the turtles, and then color a square on the graph for each turtle.




Name: \_\_\_\_\_



Date: \_\_\_\_\_

Write the number 2.



Name: \_\_\_\_\_

Date: \_\_\_\_\_



Name: \_\_\_\_\_

Date: \_\_\_\_\_




three

Trace and learn to write the number 3.




Count the apples, and then color a square on the graph for each apple.




Name: \_\_\_\_\_

Date: \_\_\_\_\_







THREE THREE



Name: \_\_\_\_\_

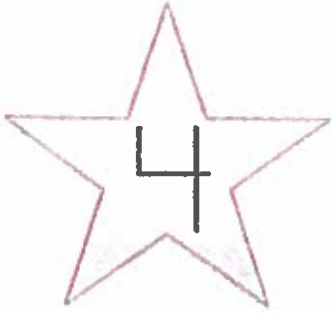
Date: \_\_\_\_\_

Write the number 3.



Name: \_\_\_\_\_

Date: \_\_\_\_\_



four

Trace and learn to write the number 4.

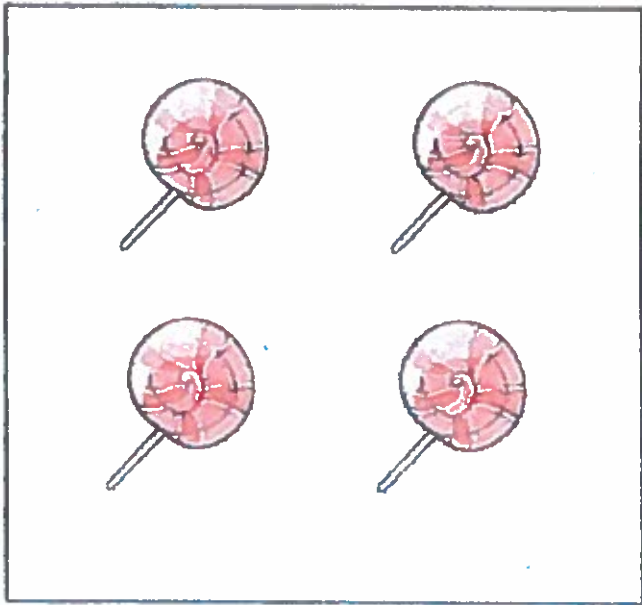


Count the tigers, and then color a square on the graph for each tiger.




Name: \_\_\_\_\_

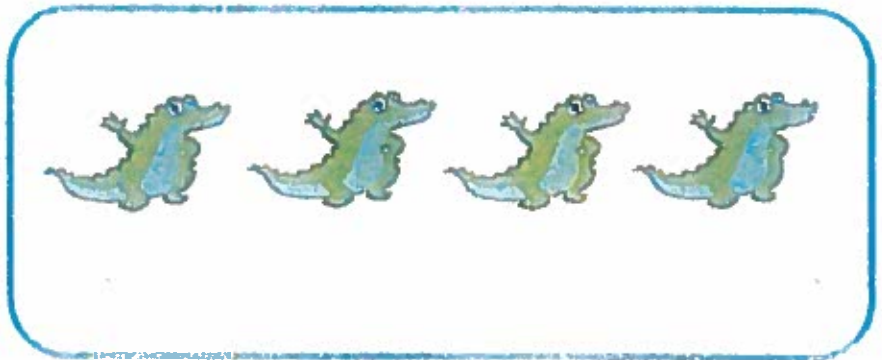
Date: \_\_\_\_\_



Name: \_\_\_\_\_

Date: \_\_\_\_\_

Write the number 4.



Name: \_\_\_\_\_

Date: \_\_\_\_\_



five

Trace and learn to write the number 5.





Count the parrots, and then color a square on the graph for each parrot.




Name: \_\_\_\_\_





Date: \_\_\_\_\_



Name: \_\_\_\_\_

Date: \_\_\_\_\_

Write the number 5.



Name: \_\_\_\_\_

Date: \_\_\_\_\_




six

Trace and learn to write the number 6.



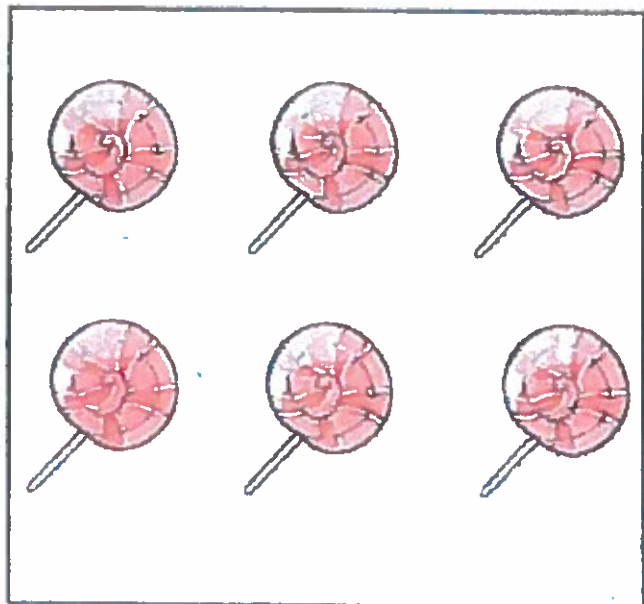
Count the tigers, and then color a square on the graph for each tiger.






Name: \_\_\_\_\_



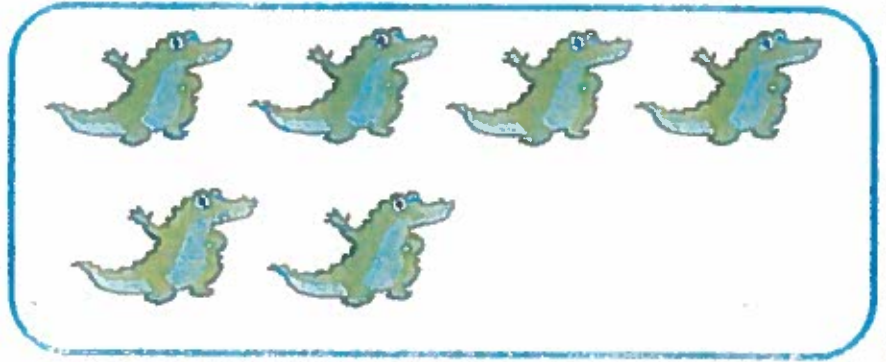
Date: \_\_\_\_\_



Name: \_\_\_\_\_

Date: \_\_\_\_\_

Write the number 6.



Name: \_\_\_\_\_

Date: \_\_\_\_\_



# seven

Trace and learn to write the number 7.




Count the parrots, and then color a square on the graph for each parrot.






Name: \_\_\_\_\_

Date: \_\_\_\_\_



SEVEN SEVEN

Name: \_\_\_\_\_

Date: \_\_\_\_\_



eight

Trace and learn to write the number 8.



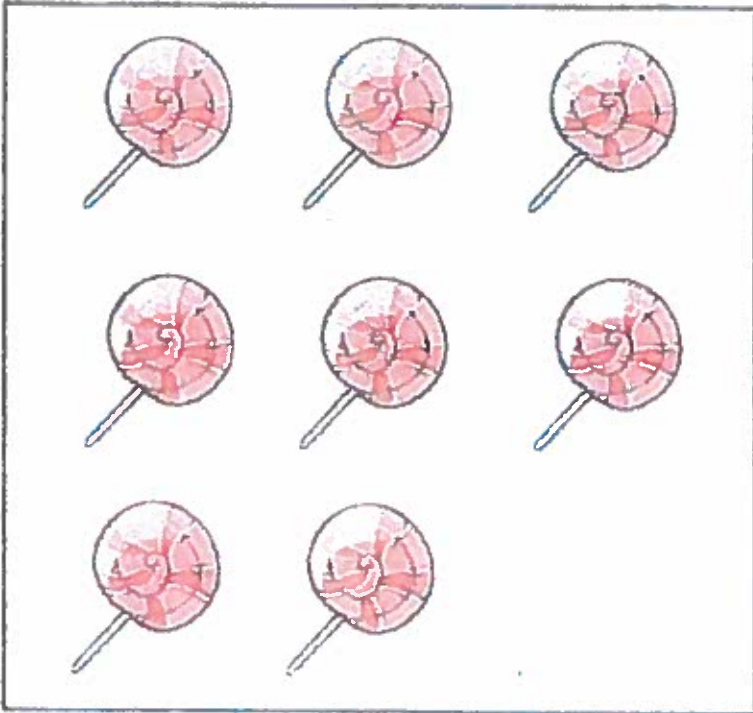
Count the tigers, and then color a square on the graph for each tiger.






Name: \_\_\_\_\_

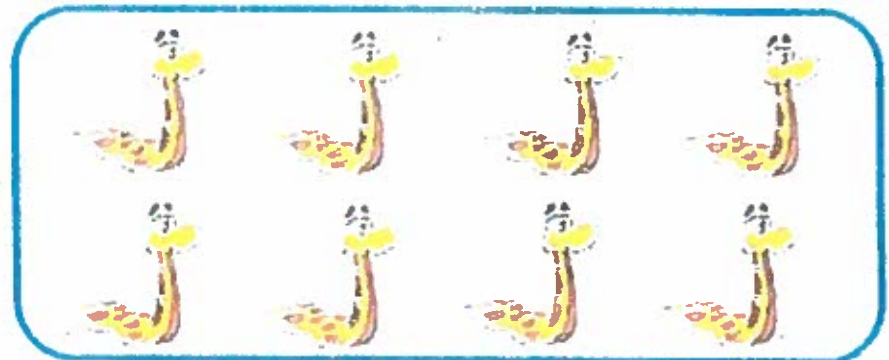
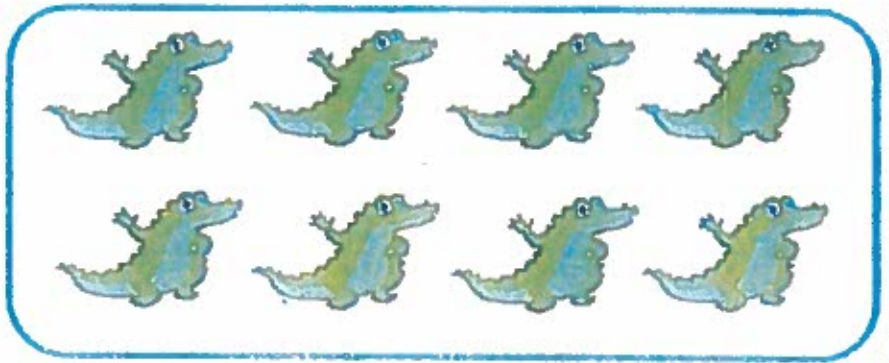
Date: \_\_\_\_\_



Name: \_\_\_\_\_

Date: \_\_\_\_\_

Write the number 8.



Name: \_\_\_\_\_

Date: \_\_\_\_\_



nine

Trace and learn to write the number 9.




Count the watermelons, and then color a square on the graph for each watermelon.






Name: \_\_\_\_\_


Date: \_\_\_\_\_



Name: \_\_\_\_\_

Date: \_\_\_\_\_

Write the number 9.



Name: \_\_\_\_\_

Date: \_\_\_\_\_

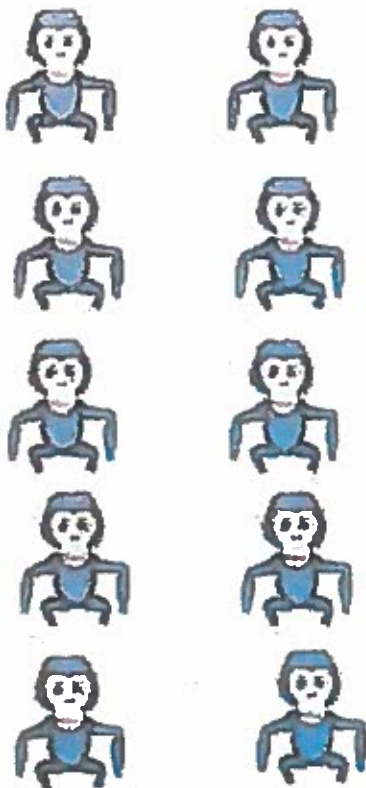


ten

Trace and learn to write the number 10.





Count the monkeys, and then color a square on the graph for each monkey.




Name: \_\_\_\_\_

Date: \_\_\_\_\_



Algonquin Early Childhood Center  
Home - School Connection



# READING LOG

Name: \_\_\_\_\_

Date	Title of Books

## EDUCATIONAL PROGRAMMING



Watch Sesame Street Episodes to Enhance Reading and Math Skills

Go to the following Sesame Street link: [pbskids.org/sesame/videos](https://pbskids.org/sesame/videos)

\*Free educational videos and sing-alongs with your favorite **Sesame Street** friends.

Date	Math Skill	Reading Skill

## EDUCATIONAL WEBSITES



Circle the websites that you visited this week with your child.

[www.starfall.com](http://www.starfall.com)

[www.abcya.com](http://www.abcya.com)

[www.storylineonline.net](http://www.storylineonline.net)

[www.pbs.org](http://www.pbs.org)

[www.ixl.com](http://www.ixl.com)

Parent Signature: \_\_\_\_\_

Algonquin Early Childhood Center  
Home - School Connection



# READING LOG

Name: \_\_\_\_\_

Date	Title of Books

# EDUCATIONAL PROGRAMMING



Watch Sesame Street Episodes to Enhance Reading and Math Skills

Go to the following Sesame Street link: [pbskids.org/sesame/videos](https://pbskids.org/sesame/videos)

\*Free educational videos and sing-alongs with your favorite **Sesame Street** friends.

Date	Math Skill	Reading Skill

## EDUCATIONAL WEBSITES



Circle the websites that you visited this week with your child.

[www.starfall.com](http://www.starfall.com)

[www.abcya.com](http://www.abcya.com)

[www.storylineonline.net](http://www.storylineonline.net)

[www.pbs.org](http://www.pbs.org)

[www.ixl.com](http://www.ixl.com)

Parent Signature: \_\_\_\_\_



Algonquin Early Childhood Center  
Home - School Connection



# READING LOG

Name: \_\_\_\_\_

Date	Title of Books

## EDUCATIONAL PROGRAMMING



Watch Sesame Street Episodes to Enhance Reading and Math Skills  
Go to the following Sesame Street link: [pbskids.org/sesame/videos](https://pbskids.org/sesame/videos)  
\*Free educational videos and sing-alongs with your favorite **Sesame Street** friends.

Date	Math Skill	Reading Skill

## EDUCATIONAL WEBSITES



Circle the websites that you visited this week with your child.

[www.starfall.com](http://www.starfall.com)

[www.abcya.com](http://www.abcya.com)

[www.storylineonline.net](http://www.storylineonline.net)

[www.pbs.org](http://www.pbs.org)

[www.ixl.com](http://www.ixl.com)

Parent Signature: \_\_\_\_\_

Algonquin Early Childhood Center  
Home - School Connection




# READING LOG

Name: \_\_\_\_\_

Date	Title of Books

# EDUCATIONAL PROGRAMMING



Watch Sesame Street Episodes to Enhance Reading and Math Skills  
Go to the following Sesame Street link: [pbskids.org/sesame/videos](https://pbskids.org/sesame/videos)  
\*Free educational videos and sing-alongs with your favorite **Sesame Street** friends.

Date	Math Skill	Reading Skill

## EDUCATIONAL WEBSITES



Circle the websites that you visited this week with your child.

[www.starfall.com](http://www.starfall.com)

[www.abcya.com](http://www.abcya.com)

[www.storylineonline.net](http://www.storylineonline.net)

[www.pbs.org](http://www.pbs.org)

[www.ixl.com](http://www.ixl.com)

Parent Signature: \_\_\_\_\_

Algonquin Early Childhood Center  
Home - School Connection



# READING LOG

Name: \_\_\_\_\_

Date	Title of Books

# EDUCATIONAL PROGRAMMING



Watch Sesame Street Episodes to Enhance Reading and Math Skills

Go to the following Sesame Street link: [pbskids.org/sesame/videos](https://pbskids.org/sesame/videos)

\*Free educational videos and sing-alongs with your favorite **Sesame Street** friends.

Date	Math Skill	Reading Skill

## EDUCATIONAL WEBSITES



Circle the websites that you visited this week with your child.

[www.starfall.com](http://www.starfall.com)

[www.abcya.com](http://www.abcya.com)

[www.storylineonline.net](http://www.storylineonline.net)

[www.pbs.org](http://www.pbs.org)

[www.ixl.com](http://www.ixl.com)

Parent Signature: \_\_\_\_\_

Algonquin Early Childhood Center  
Home - School Connection




# READING LOG

Name: \_\_\_\_\_

Date	Title of Books

# EDUCATIONAL PROGRAMMING



Watch Sesame Street Episodes to Enhance Reading and Math Skills  
Go to the following Sesame Street link: [pbskids.org/sesame/videos](https://pbskids.org/sesame/videos)  
\*Free educational videos and sing-alongs with your favorite **Sesame Street** friends.

Date	Math Skill	Reading Skill

## EDUCATIONAL WEBSITES



Circle the websites that you visited this week with your child.

[www.starfall.com](http://www.starfall.com)

[www.abcya.com](http://www.abcya.com)

[www.storylineonline.net](http://www.storylineonline.net)

[www.pbs.org](http://www.pbs.org)

[www.ixl.com](http://www.ixl.com)

Parent Signature: \_\_\_\_\_



Algonquin Early Childhood Center  
Home - School Connection



# READING LOG

Name: \_\_\_\_\_

Date	Title of Books

# EDUCATIONAL PROGRAMMING



Watch Sesame Street Episodes to Enhance Reading and Math Skills  
Go to the following Sesame Street link: [pbskids.org/sesame/videos](https://pbskids.org/sesame/videos)  
\*Free educational videos and sing-alongs with your favorite **Sesame Street** friends.

Date	Math Skill	Reading Skill

## EDUCATIONAL WEBSITES



Circle the websites that you visited this week with your child.

[www.starfall.com](http://www.starfall.com)

[www.abcya.com](http://www.abcya.com)

[www.storylineonline.net](http://www.storylineonline.net)

[www.pbs.org](http://www.pbs.org)

[www.ixl.com](http://www.ixl.com)

Parent Signature: \_\_\_\_\_

Algonquin Early Childhood Center  
Home - School Connection



# READING LOG

Name: \_\_\_\_\_

Date	Title of Books

## EDUCATIONAL PROGRAMMING



Watch Sesame Street Episodes to Enhance Reading and Math Skills

Go to the following Sesame Street link: [pbskids.org/sesame/videos](https://pbskids.org/sesame/videos)

\*Free educational videos and sing-alongs with your favorite **Sesame Street** friends.

Date	Math Skill	Reading Skill

## EDUCATIONAL WEBSITES



Circle the websites that you visited this week with your child.

[www.starfall.com](http://www.starfall.com)

[www.abcya.com](http://www.abcya.com)

[www.storylineonline.net](http://www.storylineonline.net)

[www.pbs.org](http://www.pbs.org)

[www.ixl.com](http://www.ixl.com)

Parent Signature: \_\_\_\_\_