

Park Forest-Chicago Heights

School District #163

Summer Learning Packet

for students entering

2nd grade

**Please accurately complete this packet
during your summer break.**

**Please return to your Classroom teacher on
the first day of school.**

Name:

Summer Learning Packet Grade 1

for students entering 2nd Grade



Hello, First Grade Families!

It is hard to believe that summer is almost here! As the end of the year approaches, it is important to take a moment to share some simple reminders and tips to help keep your scholar learning all summer long!

- **Keep Books Everywhere:** Young children should be reading daily to continue to support their reading development. Asking and answering questions before, during and after reading are key to truly understand the books we read. Encourage your child to read to you, a family member, or to themselves daily and to ask and answer questions throughout reading. Story elements such as characters, setting, problem, and solution are great topics to discuss while your scholar is reading.
- **Sight Words:** Sight words are a key part of developing reading fluency and comprehension. Please practice sight words over the summer to build your scholars sight word knowledge. Using flash cards, youtube videos, or playing memory are great ways to practice sight words.
- **Making Math Matter:** Addition and subtraction fact knowledge are critical skills in promoting fluency in math. Please practice addition and subtraction facts frequently by using flash cards or the attached rocket math fact sheets.

Please complete the summer packet and return on the first day of school to your child's 2nd grade teacher. Enjoy your summer and stay happy and healthy!

Sincerely,
The First Grade Team

Summer Learning Packet Grade 1

for students entering 2nd Grade



Summer Reading Text “Flat Stanley Goes Camping”.

Flat Stanley Assignments

Have fun as you learn all about Flat Stanley and his camping adventure. There are a variety of activities that will help you explore the text. There is journal writing, activity sheets and you even get to create a Flat Stanley of your very own.

Reading Log

Be sure to read daily and mark off your progress on your reading log.

Math Log

Practice your math facts weekly and update your math log. Be sure to circle the operation you practiced and what kind of practice you completed, (internet , flash cards or worksheet)..

Phonics Sheets Directions

Pre-Time = How long did it take to read each word? (write this time on the page that was read).

PRACTICE - PRACTICE - PRACTICE

Post-Time = Read the words again and record your post time on the page.

Math Sheets

Some of the math handouts cover topics you learned this past year in 1st Grade and others may be new to you, do your best and complete each math assignment.



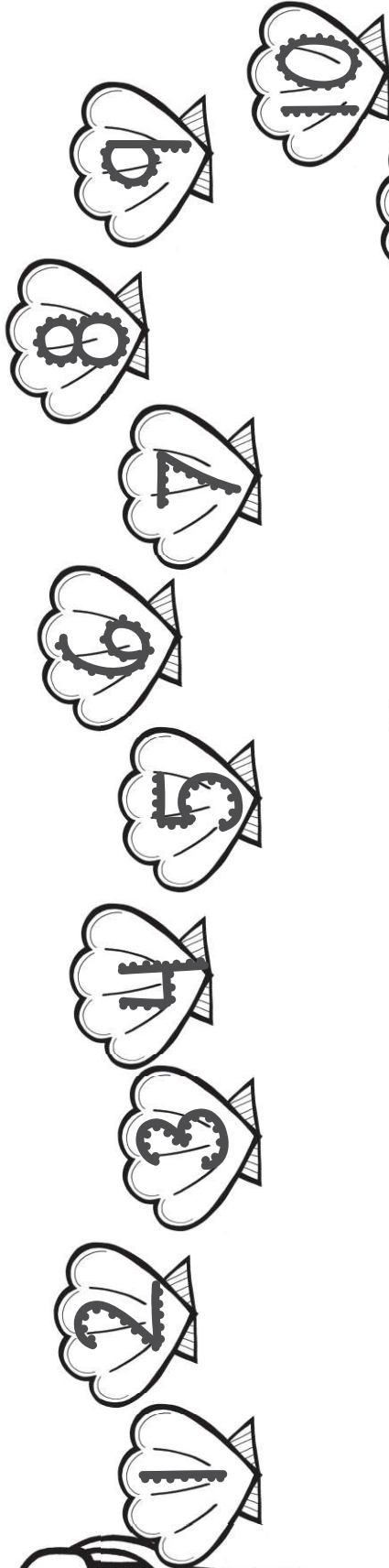
Writing

There are a variety of writing activities for you to explore. Have fun as you complete the writing choice board and the writing activities that compliment your text “Flat Stanley Goes Camping”.

On My Way to 2nd Grade!

JUNE Reading Log


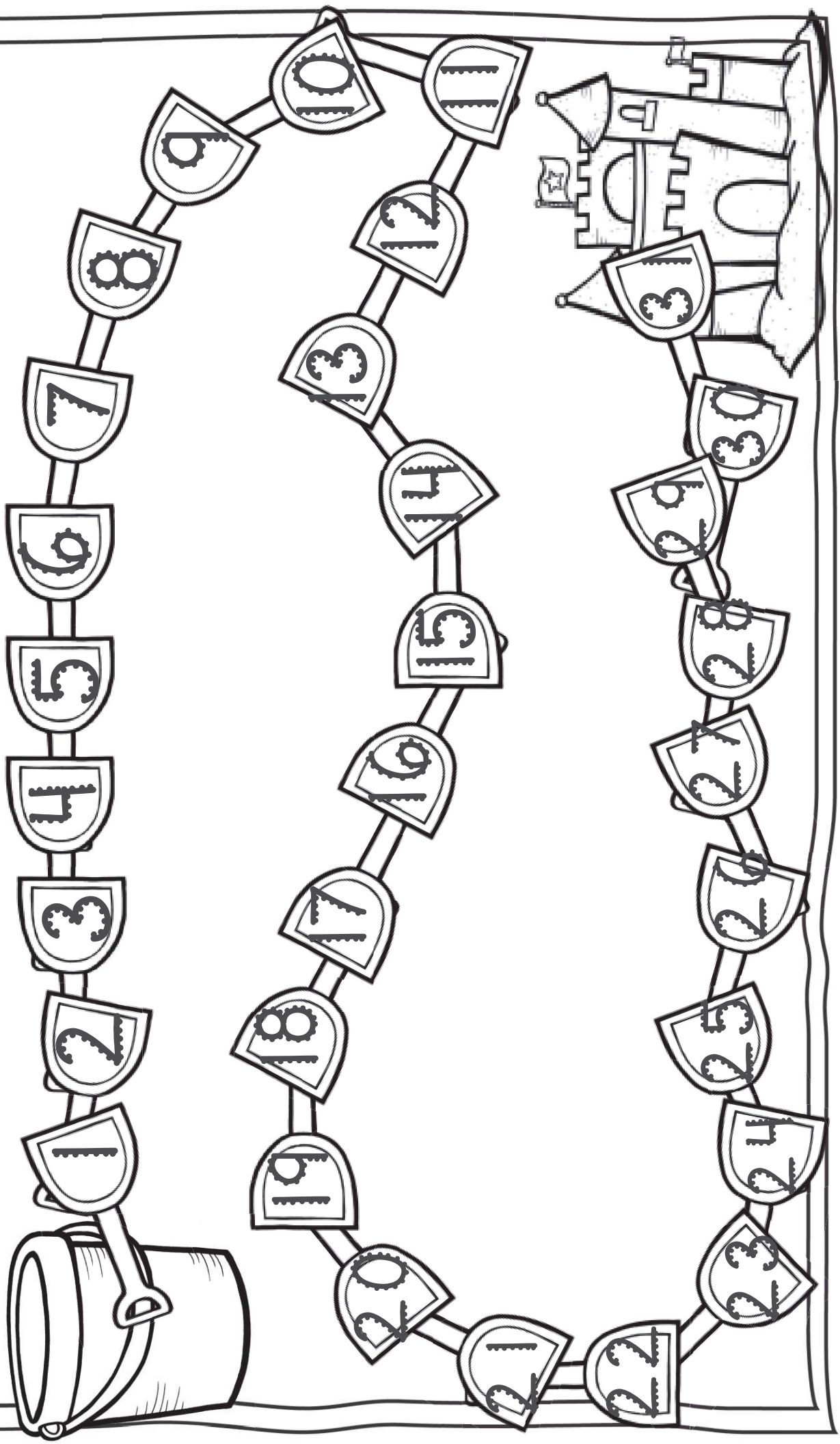
Color in a shell for every 20 minutes you read per day. Can you build a sand castle?



On My Way to 2nd Grade!

JULY Reading Log

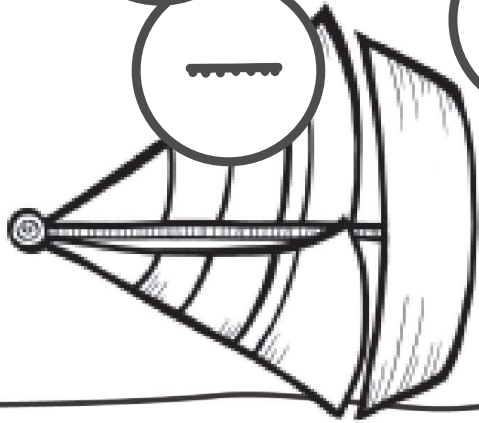
Color in a shovel for every 20 minutes you read per day. Can you build a sand castle?



On My Way to 2nd Grade!

AUGUST Reading Log

Color in a bubble for every 20 minutes you read per day. Can you get the boat to the water?




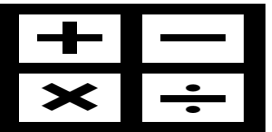
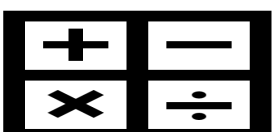

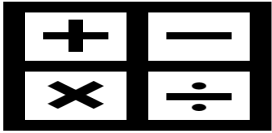
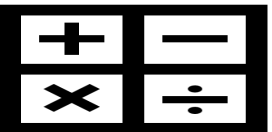
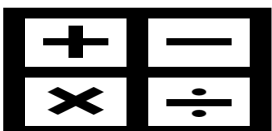
A path of 31 numbered bubbles leading from the sailboat to the finish line. The bubbles are arranged in a winding line, starting with bubble 1 at the sailboat and ending with bubble 31 at the finish line. The numbers in the bubbles are: 1, 2, 3, 4, 5, 6, 7, 8, 9, 10, 11, 12, 13, 14, 15, 16, 17, 18, 19, 20, 21, 22, 23, 24, 25, 26, 27, 28, 29, 30, 31.

finish


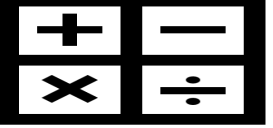

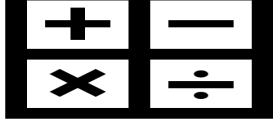

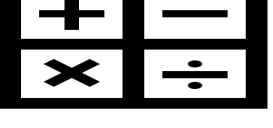
60 minutes!

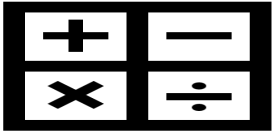
Math Log

for the month of June

Date	Operation	How	For How Long?
/		Internet Flash Cards Worksheet	_____ minutes
/		Internet Flash Cards Worksheet	_____ minutes
/		Internet Flash Cards Worksheet	_____ minutes
/		Internet Flash Cards Worksheet	_____ minutes
/		Internet Flash Cards Worksheet	_____ minutes
/		Internet Flash Cards Worksheet	_____ minutes
/		Internet Flash Cards Worksheet	_____ minutes

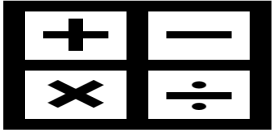
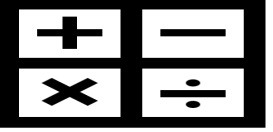
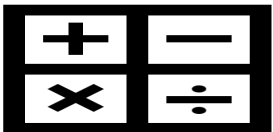

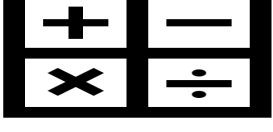
Math Log
for the month of July

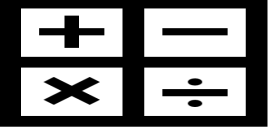

Date	Operation	How	For How Long?
/		Internet Flash Cards Worksheet	_____ minutes
/		Internet Flash Cards Worksheet	_____ minutes
/		Internet Flash Cards Worksheet	_____ minutes
/		Internet Flash Cards Worksheet	_____ minutes
/		Internet Flash Cards Worksheet	_____ minutes
/		Internet Flash Cards Worksheet	_____ minutes

/		Internet Flash Cards Worksheet	_____ minutes
---	---	---	----------------------

Math Log

For the month of August

Date	Operation	How	For How Long?
/		Internet Flash Cards Worksheet	_____ minutes
/		Internet Flash Cards Worksheet	_____ minutes
/		Internet Flash Cards Worksheet	_____ minutes
/		Internet Flash Cards Worksheet	_____ minutes
/		Internet Flash Cards Worksheet	_____ minutes

/		Internet Flash Cards Worksheet	_____ minutes
/		Internet Flash Cards Worksheet	_____ minutes

Name: _____

Flat Stanley Goes Camping

By: Jeff Brown

Day One: _____

1. Discuss what you know about Flat Stanley.
2. Have you ever been camping? How do you think this story is going to be different than your camping trip?

Read: Pages 4 – 13

3. Discuss how Flat Stanley got “flat”.
4. Who are the characters in the story?
5. Look on page 9. How do you think Stanley feels? How do you know?
6. What does “lame” mean on page 10?


Day Two: _____

1. Discuss what some problems may be on the camping trip?
Read pages 14 – 23
2. How was Flat Stanley helpful?
3. Why did they have to jump off the cliff?
4. Draw a Venn Diagram. Compare yourself to Flat Stanley.

Day Three: _____

1. Read pages 24 – 32.
2. Discuss how Stanley’s camping trip was the same or different than any of your camping trips.
3. Fill out the SWBST graphic organizer. Write a sentence and draw a picture for each of the parts.

Somebody



Handwriting practice lines for the word 'Somebody', consisting of a solid top line, a dashed middle line, and a solid bottom line.

Blank space for drawing or additional notes.

Wanted



Handwriting practice lines for the word 'Wanted', consisting of a solid top line, a dashed middle line, and a solid bottom line.

Blank space for drawing or additional notes.

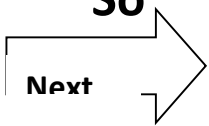
But



Handwriting practice lines for the word 'But', consisting of a solid top line, a dashed middle line, and a solid bottom line.

Blank space for drawing or additional notes.

So



Handwriting practice lines for the word 'So', consisting of a solid top line, a dashed middle line, and a solid bottom line.

Blank space for drawing or additional notes.

Then



Handwriting practice lines for the word 'Then', consisting of a solid top line, a dashed middle line, and a solid bottom line.

Blank space for drawing or additional notes.

Finally!



Handwriting practice lines for the word 'Finally!', consisting of a solid top line, a dashed middle line, and a solid bottom line.

Blank space for drawing or additional notes.

Dear Students and Families,

We are studying the World Around Us in social studies. Through this unit we are looking at similarities and differences in our community and beyond.



To explore this we will be sending out Flat Stanleys. Flat Stanley loves to travel. Please send him to a family member or a friend out of town. This family member should take Flat Stanley on an adventure. They may decorate him, take pictures of him and write letters about his adventure.

Choose your family member or friend wisely because not everyone will want Flat Stanley to visit. I recommend that you call them before you send him, check to see if it is okay and let them know he is on the way.

Flat Stanley and a letter to go with him are attached to this. Please fill in the blanks and send him by _____. That way he will have plenty of time to travel.

We will bring our Flat Stanleys back on _____ to share about their adventures and look at the world around us. Please contact me with any questions.


Dear _____,

My name is Flat Stanley and I am a friend of _____.
I have come to visit because _____'s is learning
about the World Around Us. I want to see what it is like to live
your life. You can take me to work, the gym, or any other daily
activities. Feel free to decorate me because I love new clothes.
Please write a letter about our activities or take pictures to
send back with me, that way _____ and
their class will learn about the world around them.

Please send me back to _____ by
_____. Thank you so much for taking care of me!

Love,

Flat Stanley



I am Flat Stanley! Please cut me out and decorate me. Please take me with you on adventures. You can write about our trip or take pictures.



Draw Flat Stanley.
Write words around Stanley
that describe him.

Character Analysis of
Stanley's Family

Dad is _____

Mom is _____


Brother is _____

Flat Stanley thinks _____

He feels _____

Flat Stanley wishes _____

My postage stamp



If I were being mailed I would like to go to _____

because _____

My Favorite Part

Write about your favorite part in the Flat Stanley story.

Write a paragraph explaining why it was
your favorite part.

A series of 20 horizontal dashed lines for writing.

Flat Stanley's

Travel Journal

Recorded by:

Directions: Use this journal to record your daily adventures with Flat Stanley. Each journal entry should have at least three complete sentences. Return your journal to school on Friday. Have Fun!!



Flat Stanley's

Travel Journal

Recorded by:

Directions: Use this journal to record your daily adventures with Flat Stanley. Each journal entry should have at least three complete sentences. Return your journal to school on _____. Have Fun!!




Monday



Tuesday



Friday



My Favorite Memory with Stanley was:




FLAT STANLEY'S Mystery Word!

What is Flat Stanley doing on vacation?
To find out, cross out the letters that appear more than once!

C	A	T	K	R	D	Y
Y	W	M	Z	V	U	O
S	H	R	P	S	Q	X
D	Z	O	Q	I	N	H
K	X	T	V	W	U	G



Write the answer below!







Answer: camping

HARPER
An Imprint of HarperCollinsPublishers

I Can Read![™]

Visit www.icanread.com
for more activities from
your favorite books!

Think Tank Task Sheet

<p>Read</p> 	<p>Read "Flat Stanley" by Jeff Brown, with your partner at least 2 times.</p>
<p>Write</p> 	<p>Write a summary about this story. Make sure to include a Beginning, Middle, and End. Answer these questions in your summary: In the story, how does Stanley become Flat? Does he like being Flat? Why or why not? Write about all the places he went while he was flat. Did he stay flat, or did he go back to his normal self? When they put a disguise on him, who was he disguised as?</p>
<p>Create</p> 	<p>Create yourself as Flat Stanley, except it would be Flat (your name). Make sure you make it look just like you. Same hair color, eye color, clothes, and shoes. Then cut your Flat Stanley out. In the story, Flat Stanley gets disguised as someone else. If you could make a disguise to hide yourself, who would it be? Use different colors of construction paper to make a disguise for your Flat (your name). Be creative and have fun!</p>
<p>Extend</p> 	<p>Write about if your were flat and could be mailed anywhere, where would you want to be mailed. Who would you visit? Why would you choose this place to be mailed? Make sure you take your time, write complete sentences with punctuation. And neat, neat, NEAT work only!</p>

Name: _____

Writing Choice Board

<p>1. Think about a sleepover you had or might have at someone else's home. Make a <u>list</u> of 6 or more things you must remember to pack for your overnight. Remember, a list means you will number each item.</p>	<p>2. Write a <u>letter</u> to your 1st grade teacher and tell her 3 different ways she could relax this summer. Remember, a letter begins with "Dear __," and ends with your name.</p>	<p>3. What is something you want to do, but mom says, "NO!" Share 3 strong reasons that you SHOULD be able to do what you want to do. Try hard to change her mind! Be <u>persuasive</u>.</p>	<p>4. You must be missing school by now! Share 3 things you really miss about being at school.</p>
<p>12. Tell me about something you learned how to do this summer. Was it hard to learn or surprisingly easy? Can you do it well enough now to teach someone else?</p>	<p style="text-align: center;">Summer Adventure Choice Menu</p> <p style="text-align: center;">Choose five (5) writing topics from the board.</p> <p style="text-align: center;">Inside the packet you will find five (5) writing pages with a blank box to write the number you chose to write about and answer ALL parts.</p> <p style="text-align: center;">You must have at least 3 sentences.</p> <p style="text-align: center;">Make sure your sentences are complete, on topic and that they use interesting words.</p> <p style="text-align: center;">Remember capitals and punctuation.</p>		<p>5. Your parents tell you it is very important to spend part of every day doing things outside. What are 3 fun things you can do outside in the summer?</p>
<p>11. Teachers always ask for pencils, scissors, glue, crayons, etc. for school supplies. What 3 FUN things would be on your DREAM school supply list?</p>			<p>6. Help your mom make a <u>grocery list</u> of your favorite summer foods. Include 10 items on your grocery list.</p>
<p>10. It's fun to try to sell things in the summer. Tell me about your selling experience. Was it a garage sale? Did you sell lemonade? Did you sell things for a fundraiser?</p>	<p>9. If you could go on an imaginary vacation this summer where would you go? How did you get there? What was the best thing that happened? What part of the trip did you not like so much?</p>	<p>8. Have you done any arts or crafts this summer? Tell me what you made? Describe your craft with many details. Did it turn out like you thought it would?</p>	<p>7. If you have a pet, you need to read a story to your pet. Now, share what story you read? What kind of pet do you have? How did they react to your read aloud? Would you want to do this again some day?</p>

Why Do We Have Summer?

by Rachele Kreisman



Summer starts on the longest day of the year. We call that day the summer solstice.

Summer days are warm and long. There is more sunlight. People spend more time outdoors.

Why do we have summer? Earth tilts as it travels around the sun. When Earth's northern half leans toward the sun, that part has summer.

Summer starts in the northern half of Earth around June 21. At that time, it is winter in the southern part of Earth. That is because the Earth's southern half is tilted away from the sun.

Name: _____ Date: _____

1. What is the summer solstice?

- A. The summer solstice is the hottest day of the year.
- B. The summer solstice is the longest day of the year.
- C. The summer solstice is the shortest day of the year.

2. The text explains why we have summer. Why do we have summer?

- A. Summer starts on the longest day of the year.
- B. Summer days are warm, long, and sunny.
- C. Earth tilts as it travels around the sun.

3. When the earth's southern half is tilted away from the sun, it is winter in the southern part of Earth. What season does the southern part of Earth have when it is tilted towards the sun?

- A. winter
- B. summer
- C. fall

4. What is "Why Do We Have Summer?" mainly about?

- A. why we have summer
- B. the northern half of Earth
- C. what summer days are like

5. What season is it in the southern half of Earth when people in the northern half have summer?

It is

6. Please draw the earth as the northern half tilts towards the sun. Color the half of Earth which has summer red. Color the half of Earth which has winter blue.

7. What did you learn from "Why Do We Have Summer"?

8. Class Discussion Question: Use information from the text to explain why summer days are warm and long.

Name: _____

The Rhyme Game

by Guy Belleranti

Bella and James sat on the grass.

"Let's play the rhyme game," Bella said. "First, you say a word. Then, I'll say a word that rhymes."

James nodded. "Truck," he said.

"Duck," Bella rhymed.

"House," James said.

"Mouse," Bella rhymed.

"Dog," James said.

"Frog," Bella rhymed.

"Can I do the rhyming now?" James asked.

"Yes," Bella said.

"Dress," James rhymed.

Bella laughed. "Wait. Yes wasn't my word. Here it is now."

"Cow," James rhymed.

"No," Bella said, laughing harder. "No, no, no."

"Go." James rhymed. "Go, go, go."

Bella laughed so hard she rolled on the grass.

James rolled next to her. Rhyming was fun!



Name: _____

The Rhyme Game

by Guy Belleranti

1. Where does this story take place?
 - a. on a sunny day
 - b. outside
 - c. at the beach
 - d. in the morning



2. Whose idea was it to play the rhyme game? _____

3. What word did Bella rhyme with dog?
 - a. hog
 - b. fog
 - c. go
 - d. frog

4. Why did Bella keep laughing at James' rhymes?

Now try this: Play the rhyming game with a friend.

Name: _____

The Rhyme Game

by Guy Belleranti



In the story, "The Rhyme Game," Bella and James think of rhyming words.

Write three sentences with rhyming words. Use a pair of rhymes in each.

examples: A mouse is in my house.
My dog chased a frog.

1.

2.

3.

Troy's Treat

by ReadWorks



Photo Credit: Flying Toaster

Troy was excited. He had saved \$5 to buy his sister a special treat. It was Tara's birthday. She was going to be five years old. They walked to the ice cream store.

"I have a surprise," Troy said.

"What is it?" Tara asked.

"Happy birthday; pick a treat!" Troy said.

"Thank you," said Tara. "I'll have a vanilla sundae with chocolate on top."

Troy saw that the price of a sundae was \$5. Then the girl at the counter smiled at Troy and Tara.

"Today, we have a special sale price," she said. "You can have two sundaes for \$5!"

Name: _____ Date: _____

1. Who is Tara?

- A. Troy's friend
- B. Troy's sister
- C. the girl at the counter

2. Where does Troy take Tara for her special treat?

- A. the movie theater
- B. the toy store
- C. the ice cream store

3. Read the following sentences from the story: "Troy was excited. He had saved \$5 to buy his sister a special treat. It was Tara's birthday."

Why did Troy want to buy Tara a special treat?

- A. It was Tara's birthday.
- B. Troy likes to surprise Tara.
- C. Tara did Troy's chores.

4. What is "Troy's Treat" mainly about?

- A. buying an ice cream sundae
- B. Troy treating his sister Tara for her birthday
- C. how Troy saved \$5

5. What was Troy's surprise for his sister?

6. What did you learn from "Troy's Treat"?

7. Class Discussion Question: At the end of the passage, Troy gets a surprise as well. Why is Troy most likely surprised?

8. Draw a picture of Troy treating his sister for her birthday.

Enjoying the Outdoors



Do you spend a lot of time outdoors?

Maybe on a nice, sunny day you go out for recess. You may play with your friends and run around. There are other ways to enjoy being outside.

You can go for walks at a park near your home. Look at the trees. Listen to the birds singing.

You can play sports outside. You can play sports like tennis, soccer, and baseball outside. It's also a great way to exercise!

You can also visit other beautiful places outside. You can visit a mountain and hike with your family. You can go to the beach and swim with your family.

Name: _____ Date: _____

1. What kind of weather is good for recess?

rainy weather



sunny weather

2. What can you do at a park?

swim



walk

3. Where could you go with your family to hike?



the beach



a mountain

4. Where could you go with your family to swim?



the beach



a mountain

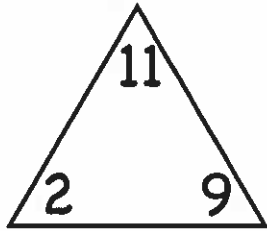
5. What is a sport that you can play outside?

One sport that you can play outside is _____.

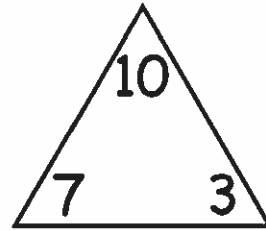
6. What did you learn from "Enjoying the Outdoors"?

7. Draw a picture of yourself outdoors.

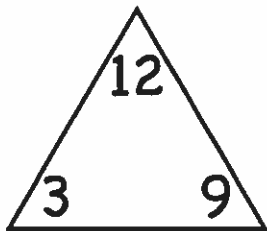
Write four different facts.



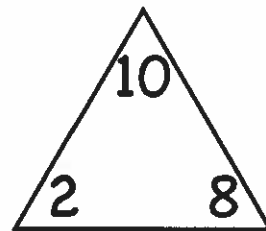
$$\square + \square = \square$$
$$\square + \square = \square$$
$$\square - \square = \square$$
$$\square - \square = \square$$



$$\square + \square = \square$$
$$\square + \square = \square$$
$$\square - \square = \square$$
$$\square - \square = \square$$




$$\square + \square = \square$$
$$\square + \square = \square$$
$$\square - \square = \square$$
$$\square - \square = \square$$











$$\square + \square = \square$$
$$\square + \square = \square$$
$$\square - \square = \square$$
$$\square - \square = \square$$

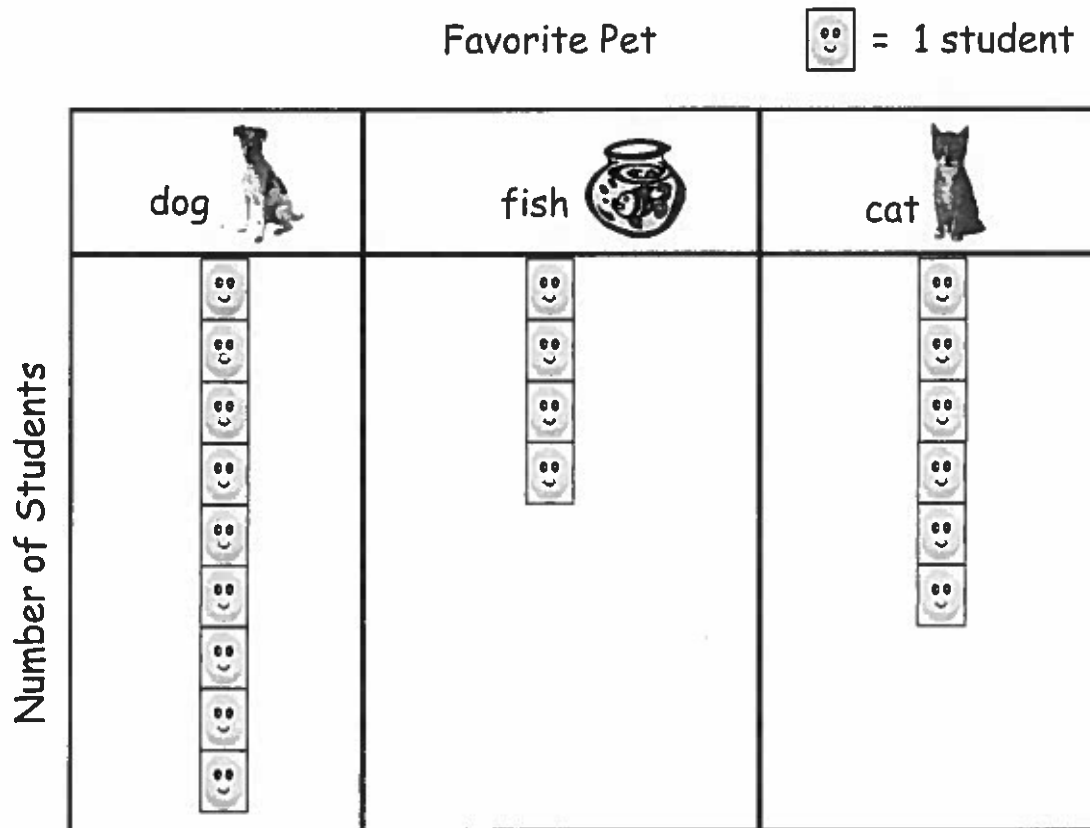
Write the time.



3:30



Each student in the class added a sticky note to show his or her favorite kind of pet. Use the graph to answer the questions.



5. How many students chose dogs or cats as their favorite pet?

_____ students

6. How many more students chose dogs as their favorite pet than cats?


_____ students

7. How many more students chose cats than fish?

_____ students

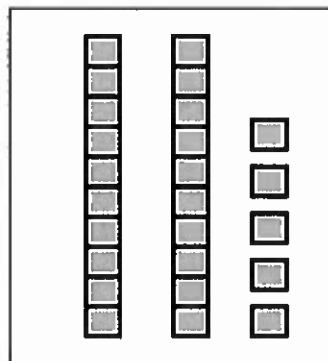
Tens and Ones

Write how many.



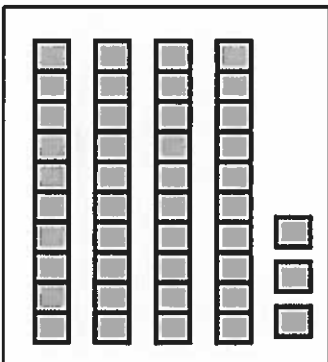
Tens	Ones
3	5

Number
35




Tens	Ones

Number




Tens	Ones

Number



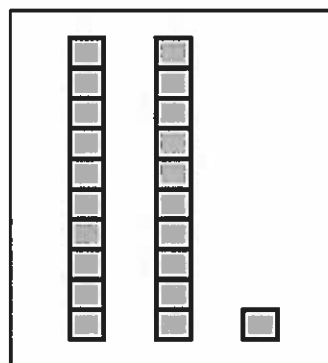
Tens	Ones

Number




Tens	Ones

Number



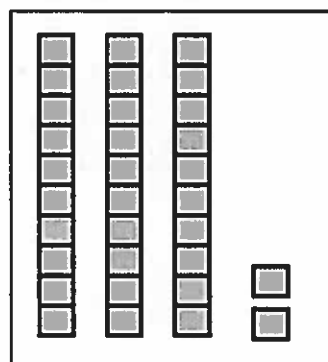
Tens	Ones

Number



Tens	Ones

Number



Tens	Ones

Number



Rocket Math Addition Set N

Name _____

Orbit clockwise around the page with your co-pilot for about 2-3 minutes. Say all the problems and answers in order.

0	2	0	9	3	9	5	4	3	6
+1	+0	+8	+0	+6	+6	+9	+0	+7	+3

Start



6
+0

0
+2

8
+0

9
+6

7
+0

3
+7

0
+2

6
+9

0
+9

One Minute Test

Goal Completed

0	1	9	3	2	5	2
+1	+3	+2	+7	+2	+9	+7
<input type="text"/>	<input type="text"/>	<input type="text"/>	<input type="text"/>	<input type="text"/>	<input type="text"/>	<input type="text"/>
3	5	1	9	2	6	2
+4	+2	+8	+4	+3	+1	+0
<input type="text"/>	<input type="text"/>	<input type="text"/>	<input type="text"/>	<input type="text"/>	<input type="text"/>	<input type="text"/>
4	7	8	3	1	3	1
+1	+3	+2	+3	+1	+5	+7
<input type="text"/>	<input type="text"/>	<input type="text"/>	<input type="text"/>	<input type="text"/>	<input type="text"/>	<input type="text"/>
9	9	5	3	2	9	2
+3	+1	+3	+1	+5	+6	+6
<input type="text"/>	<input type="text"/>	<input type="text"/>	<input type="text"/>	<input type="text"/>	<input type="text"/>	<input type="text"/>
2	2	9	7	3	2	1
+1	+2	+0	+2	+6	+4	+1
<input type="text"/>	<input type="text"/>	<input type="text"/>	<input type="text"/>	<input type="text"/>	<input type="text"/>	<input type="text"/>
4	9	2	1	3	3	0
+9	+5	+8	+9	+2	+3	+8
<input type="text"/>	<input type="text"/>	<input type="text"/>	<input type="text"/>	<input type="text"/>	<input type="text"/>	<input type="text"/>
1	7	4	6	1	5	6
+2	+1	+2	+3	+6	+1	+2
<input type="text"/>	<input type="text"/>	<input type="text"/>	<input type="text"/>	<input type="text"/>	<input type="text"/>	<input type="text"/>
3	1	2	1	4	6	8
+9	+4	+9	+6	+3	+9	+1
<input type="text"/>	<input type="text"/>	<input type="text"/>	<input type="text"/>	<input type="text"/>	<input type="text"/>	<input type="text"/>

3
+0

9
+5

7
+3

5
+0

6
+9

7
+3

3
+6

9
+6

5
+9

7	1	9	7	6	3	0	2
+3	+0	+5	+0	+9	+7	+6	+0

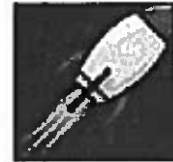
(c) Rocket Math Permission to copy granted to Valerie Valente until January 6th, 2018 - RocketMath.com

ROCKET MATH FACT PRACTICE

THESE ARE THE FOUR NEW FACTS THAT YOUR CHILD MUST KNOW TO GRADUATE TO THE NEXT LETTER LEVEL.


PLEASE WRITE EACH EQUATION AND ANSWER 5 TIMES.

ROCKET MATH LEVEL O



STUDENT: _____

New Fact	Write equation and answer	Write equation and answer	Write equation and answer	Write equation and answer	Write equation and answer
$\begin{array}{r} 7 \\ + 9 \\ \hline 16 \end{array}$					
$\begin{array}{r} 9 \\ + 7 \\ \hline 16 \end{array}$					
$\begin{array}{r} 3 \\ + 8 \\ \hline 11 \end{array}$					
$\begin{array}{r} 8 \\ + 3 \\ \hline 11 \end{array}$					



Name _____

Orbit clockwise around the page with your co-pilot for about 2-3 minutes. Say all the problems and answers in order.

4 +4 4 +5 5 +4 4 +4 8 +9 4 +5 9 +8 9 +7 9 +9 4 +4

Start



8 +9

7 +9

8 +3

4 +5

4 +4

8 +9

8 +3

5 +4

9 +9

One-Minute Test Goal Completed

6 +3	2 +3	9 +3	0 +3	3 +1	8 +1	6 +2
<input type="text"/>	<input type="text"/>	<input type="text"/>	<input type="text"/>	<input type="text"/>	<input type="text"/>	<input type="text"/>
4 +3	7 +3	9 +9	1 +2	1 +1	9 +1	2 +5
<input type="text"/>	<input type="text"/>	<input type="text"/>	<input type="text"/>	<input type="text"/>	<input type="text"/>	<input type="text"/>
9 +2	4 +9	9 +6	8 +9	4 +4	3 +8	3 +6
<input type="text"/>	<input type="text"/>	<input type="text"/>	<input type="text"/>	<input type="text"/>	<input type="text"/>	<input type="text"/>
2 +9	2 +6	3 +2	7 +1	2 +4	1 +5	2 +7
<input type="text"/>	<input type="text"/>	<input type="text"/>	<input type="text"/>	<input type="text"/>	<input type="text"/>	<input type="text"/>
5 +2	3 +4	4 +5	4 +0	9 +4	5 +2	6 +1
<input type="text"/>	<input type="text"/>	<input type="text"/>	<input type="text"/>	<input type="text"/>	<input type="text"/>	<input type="text"/>
2 +1	8 +2	1 +8	1 +3	7 +2	5 +4	9 +7
<input type="text"/>	<input type="text"/>	<input type="text"/>	<input type="text"/>	<input type="text"/>	<input type="text"/>	<input type="text"/>
5 +9	3 +3	2 +2	4 +1	0 +6	3 +7	2 +8
<input type="text"/>	<input type="text"/>	<input type="text"/>	<input type="text"/>	<input type="text"/>	<input type="text"/>	<input type="text"/>
4 +2	3 +9	9 +5	3 +3	3 +5	8 +3	1 +7
<input type="text"/>	<input type="text"/>	<input type="text"/>	<input type="text"/>	<input type="text"/>	<input type="text"/>	<input type="text"/>

9 +9

5 +4

3 +8

5 +4

4 +4

9 +9


9 +7

4 +4













9 +8

Ballgame Snacks

Simon Skunk sells snacks at softball games.
Look at all the yummy snacks in his tray.




Circle **more**
or **less**.

1.		costs	more	less	than	
2.		costs	more	less	than	
3.		costs	more	less	than	
4.		costs	more	less	than	
5.		costs	more	less	than	
6.		costs	more	less	than	

Color Simon and his snacks.

Name _____

0~100



> Greater Than
< Less Than

or

= Equal To

Write in the symbol that makes the problem true.

>, < or =

1. 35 52

2. 40 74

3. 45 30

4. 84 77

5. 38 64

6. 51 39

7. 43 43

8. 79 28

9. 99 89

10. 23 22

11. 66 77

12. 6 16

13. 98 89

14. 18 18

15. 30 49

Number Order

Name _____

60 Answers Right _____

Write the number that comes after each number below:

1. 33 34 55 _____ 19 _____ 16 _____ 34 _____ 81 _____

7. 99 _____ 72 _____ 87 _____ 38 _____ 21 _____ 67 _____

13. 49 _____ 30 _____ 44 _____ 24 _____ 48 _____ 9 _____

Write the number that comes just before each number below.

19. 98 99 _____ 81 _____ 34 _____ 48 _____ 44 _____ 87

25. _____ 16 _____ 38 _____ 24 _____ 21 _____ 67 _____ 9

31. _____ 33 _____ 49 _____ 55 _____ 19 _____ 18 _____ 72

Write the missing numbers.

37. 33 _____ _____ 36 16 _____ _____ 19 38 _____ _____ 41

40. 49 _____ _____ 52 87 _____ _____ 90 24 _____ _____ 27

43. 19 _____ _____ 22 44 _____ _____ 47 21 _____ _____ 24

46. 72 _____ _____ 75 34 _____ _____ 37 48 _____ _____ 51

46. 30 _____ _____ 33 81 _____ _____ 84 9 _____ _____ 12

Write the missing numbers.

52. 2, _____, 6, 8

2, 4, 8, _____

1, 3, 5, _____

55. 3, 6, _____, 12

3, 6, 12, _____

10, 20, _____, 40

58. 4, 8, 12, _____

4, 8, 16, _____

5, _____, 15, 20

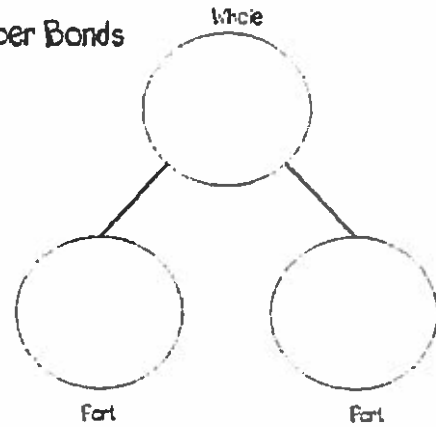
James collects baseball hats. He has 7 Chicago Cubs hats and 6 Chicago White Sox hats. How many hats does James have in all?
Use 3 strategies below to solve.

MATH STRATEGIES TO 20

Make a picture:

Use a number bond:

Number Bonds



Use a 10 frame:

Pound and count:



Add (+)

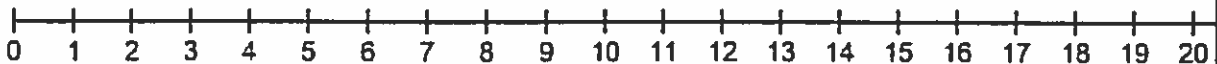
Pound on _____ Count _____ more

Subtract (-)


Pound on _____ Count back _____

I landed on _____

Use a number line:



Then write your number sentence:

_____  _____ = _____
+ or -

Kayla ate 5 of the 16 strawberries that she picked. How many strawberries does she have left?

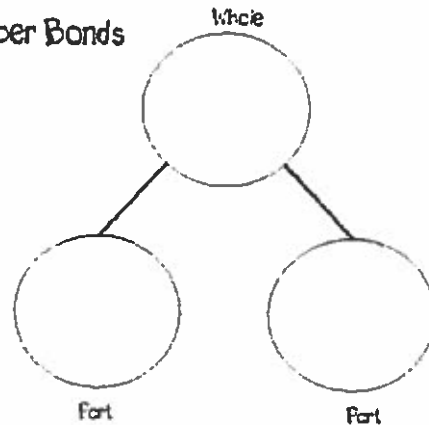
Use 3 strategies below to solve.

MATH STRATEGIES TO 20

Make a picture:

Use a number bond:

Number Bonds



Use a 10 frame:

Pound and count:



Add (+)

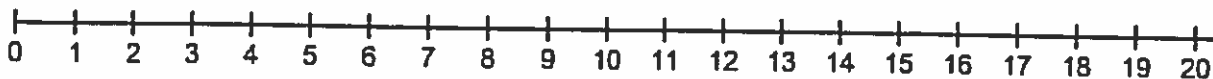
Pound on _____ Count _____ more

Subtract (-)


Pound on _____ Count back _____

I landed on _____

Use a number line:



Then write your number sentence:

_____  _____ = _____
+ OR -

Fry's First 100 Words

- | | | | | |
|----------|-----------|-----------|------------|------------|
| 1. the | 21. at | 41. there | 61. some | 81. my |
| 2. of | 22. be | 42. use | 62. her | 82. than |
| 3. and | 23. this | 43. an | 63. would | 83. first |
| 4. a | 24. have | 44. each | 64. make | 84. water |
| 5. to | 25. from | 45. which | 65. like | 85. been |
| 6. in | 26. or | 46. she | 66. him | 86. called |
| 7. is | 27. one | 47. do | 67. into | 87. who |
| 8. you | 28. had | 48. how | 68. time | 88. am |
| 9. that | 29. by | 49. their | 69. has | 89. its |
| 10. it | 30. words | 50. if | 70. look | 90. now |
| 11. he | 31. but | 51. will | 71. two | 91. find |
| 12. was | 32. not | 52. up | 72. more | 92. long |
| 13. for | 33. what | 53. other | 73. write | 93. down |
| 14. on | 34. all | 54. about | 74. go | 94. day |
| 15. are | 35. were | 55. out | 75. see | 95. did |
| 16. as | 36. we | 56. many | 76. number | 96. get |
| 17. with | 37. when | 57. then | 77. no | 97. come |
| 18. his | 38. your | 58. them | 78. way | 98. made |
| 19. they | 39. can | 59. these | 79. could | 99. may |
| 20. I | 40. said | 60. so | 80. people | 100. part |

Fry's First 100 Words

Name: _____ Date: _____ Score: _____/100

- | | | | | |
|------------|-------------|-------------|--------------|--------------|
| 1. __the | 21. __at | 41. __there | 61. __some | 81. __my |
| 2. __of | 22. __be | 42. __use | 62. __her | 82. __than |
| 3. __and | 23. __this | 43. __an | 63. __would | 83. __first |
| 4. __a | 24. __have | 44. __each | 64. __make | 84. __water |
| 5. __to | 25. __from | 45. __which | 65. __like | 85. __been |
| 6. __in | 26. __or | 46. __she | 66. __him | 86. __called |
| 7. __is | 27. __one | 47. __do | 67. __into | 87. __who |
| 8. __you | 28. __had | 48. __how | 68. __time | 88. __am |
| 9. __that | 29. __by | 49. __their | 69. __has | 89. __its |
| 10. __it | 30. __words | 50. __if | 70. __look | 90. __now |
| 11. __he | 31. __but | 51. __will | 71. __two | 91. __find |
| 12. __was | 32. __not | 52. __up | 72. __more | 92. __long |
| 13. __for | 33. __what | 53. __other | 73. __write | 93. __down |
| 14. __on | 34. __all | 54. __about | 74. __go | 94. __day |
| 15. __are | 35. __were | 55. __out | 75. __see | 95. __did |
| 16. __as | 36. __we | 56. __many | 76. __number | 96. __get |
| 17. __with | 37. __when | 57. __then | 77. __no | 97. __come |
| 18. __his | 38. __your | 58. __them | 78. __way | 98. __made |
| 19. __they | 39. __can | 59. __these | 79. __could | 99. __may |
| 20. __I | 40. __said | 60. __so | 80. __people | 100. __part |

Fry's First 100 Words

List 1A

the
of
and
a
to
in
is
you
that
it
he
was
for
on
are
as
with
his
they
I

List 1B

at
be
this
have
from
or
one
had
by
words
but
not
what
all
were
we
when
your
can
said

List 1C

there
use
an
each
which
she
do
how
their
if
will
up
other
about
out
many
then
them
these
so

List 1D

some
her
would
make
like
him
into
time
has
look
two
more
write
go
see
number
no
way
could
people

List 1F

my
than
first
water
been
called
who
am
its
now
find
long
down
day
did
get
come
made
may
part

Fry's First 100 Words

List 1A

the
of
and
a
to
in
is
you
that
it

List 1C

at
be
this
have
from
or
one
had
by
words

List 1E

there
use
an
each
which
she
do
how
their
if

List 1G

some
her
would
make
like
him
into
time
has
look

List 1I

my
than
first
water
been
called
who
am
its
now

List 1B

he
was
for
on
are
as
with
his
they
I

List 1D

but
not
what
all
were
we
when
your
can
said

List 1F

will
up
other
about
out
many
then
them
these
so

List 1H

two
more
write
go
see
number
no
way
could
people

List 1J

find
long
down
day
did
get
come
made
may
part

Fry's Second 100 Words

101. over	121. name	141. boy	161. such	181. change
102. new	122. good	142. following	162. because	182. off
103. sound	123. sentence	143. came	163. turn	183. play
104. take	124. man	144. want	164. here	184. spell
105. only	125. think	145. show	165. why	185. air
106. little	126. say	146. also	166. asked	186. away
107. work	127. great	147. around	167. went	187. animals
108. know	128. where	148. farm	168. men	188. house
109. place	129. help	149. three	169. read	189. point
110. years	130. through	150. small	170. need	190. page
111. live	131. much	151. set	171. land	191. letters
112. me	132. before	152. put	172. different	192. mother
113. back	133. line	153. end	173. home	193. answer
114. give	134. right	154. does	174. us	194. found
115. most	135. too	155. another	175. move	195. study
116. very	136. means	156. well	176. try	196. still
117. after	137. old	157. large	177. kind	197. learn
118. thing	138. any	158. must	178. hand	198. should
119. our	139. same	159. big	179. picture	199. America
120. just	140. tell	160. even	180. again	200. world

Fry's Second 100 Words

Name: _____ Date: _____ Score: _____/100

- | | | | | |
|---------------|-----------------|------------------|------------------|----------------|
| 101. __over | 121. __name | 141. __boy | 161. __such | 181. __change |
| 102. __new | 122. __good | 142. __following | 162. __because | 182. __off |
| 103. __sound | 123. __sentence | 143. __came | 163. __turn | 183. __play |
| 104. __take | 124. __man | 144. __want | 164. __here | 184. __spell |
| 105. __only | 125. __think | 145. __show | 165. __why | 185. __air |
| 106. __little | 126. __say | 146. __also | 166. __asked | 186. __away |
| 107. __work | 127. __great | 147. __around | 167. __went | 187. __animals |
| 108. __know | 128. __where | 148. __farm | 168. __men | 188. __house |
| 109. __place | 129. __help | 149. __three | 169. __read | 189. __point |
| 110. __years | 130. __through | 150. __small | 170. __need | 190. __page |
| 111. __live | 131. __much | 151. __set | 171. __land | 191. __letters |
| 112. __me | 132. __before | 152. __put | 172. __different | 192. __mother |
| 113. __back | 133. __line | 153. __end | 173. __home | 193. __answer |
| 114. __give | 134. __right | 154. __does | 174. __us | 194. __found |
| 115. __most | 135. __too | 155. __another | 175. __move | 195. __study |
| 116. __very | 136. __means | 156. __well | 176. __try | 196. __still |
| 117. __after | 137. __old | 157. __large | 177. __kind | 197. __learn |
| 118. __thing | 138. __any | 158. __must | 178. __hand | 198. __should |
| 119. __our | 139. __same | 159. __big | 179. __picture | 199. __America |
| 120. __just | 140. __tell | 160. __even | 180. __again | 200. __world |

Fry's Second 100 Words

List 2A

over
new
sound
take
only
little
work
know
place
years
live
me
back
give
most
very
after
thing
our
just

List 2B

name
good
sentence
man
think
say
great
where
help
through
much
before
line
right
too
means
old
any
same
tell

List 2C

boy
following
came
want
show
also
around
farm
three
small
set
put
end
does
another
well
large
must
big
even

List 2D

such
because
turn
here
why
asked
went
men
read
need
land
different
home
us
move
try
kind
hand
picture
again

List 2F

change
off
play
spell
air
away
animals
house
point
page
letters
mother
answer
found
study
still
learn
should
America
world

Fry's Second 100 Words

List 2A

over
new
sound
take
only
little
work
know
place
years

List 2C

name
good
sentence
man
think
say
great
where
help
through

List 2E

boy
following
came
want
show
also
around
farm
three
small

List 2G

such
because
turn
here
why
asked
went
men
read
need

List 2I

change
off
play
spell
air
away
animals
house
point
page

List 2B

live
me
back
give
most
very
after
thing
our
just

List 1D

much
before
line
right
too
means
old
any
same
tell

List 2F

set
put
end
does
another
well
large
must
big
even

List 2H

land
different
home
us
move
try
kind
hand
picture
again

List 2J

letters
mother
answer
found
study
still
learn
should
America
world

Fry's Third 100 Words

201. high	221. light	241. life	261. sea	281. watch
202. every	222. thought	242. always	262. began	282. far
203. near	223. head	243. those	263. grow	283. Indians
204. add	224. under	244. both	264. took	284. really
205. food	225. story	245. paper	265. river	285. almost
206. between	226. saw	246. together	266. four	286. let
207. own	227. left	247. got	267. carry	287. above
208. below	228. don't	248. group	268. state	288. girl
209. country	229. few	249. often	269. once	289. sometimes
210. plants	230. while	250. run	270. book	290. mountains
211. last	231. along	251. important	271. hear	291. cut
212. school	232. might	252. until	272. stop	292. young
213. father	233. close	253. children	273. without	293. talk
214. keep	234. something	254. side	274. second	294. soon
215. trees	235. seemed	255. feet	275. later	295. list
216. never	236. next	256. car	276. miss	296. song
217. started	237. hard	257. miles	277. idea	297. being
218. city	238. open	258. night	278. enough	298. leave
219. earth	239. example	259. walked	279. eat	299. family
220. eyes	240. beginning	260. white	280. face	300. it's

Fry's Third 100 Words

Name: _____ Date: _____ Score: _____/100

- | | | | | |
|----------------|------------------|------------------|----------------|------------------|
| 201. __high | 221. __light | 241. __life | 261. __sea | 281. __watch |
| 202. __every | 222. __thought | 242. __always | 262. __began | 282. __far |
| 203. __near | 223. __head | 243. __those | 263. __grow | 283. __Indians |
| 204. __add | 224. __under | 244. __both | 264. __took | 284. __really |
| 205. __food | 225. __story | 245. __paper | 265. __river | 285. __almost |
| 206. __between | 226. __saw | 246. __together | 266. __four | 286. __let |
| 207. __own | 227. __left | 247. __got | 267. __carry | 287. __above |
| 208. __below | 228. __don't | 248. __group | 268. __state | 288. __girl |
| 209. __country | 229. __few | 249. __often | 269. __once | 289. __sometimes |
| 210. __plants | 230. __while | 250. __run | 270. __book | 290. __mountains |
| 211. __last | 231. __along | 251. __important | 271. __hear | 291. __cut |
| 212. __school | 232. __might | 252. __until | 272. __stop | 292. __young |
| 213. __father | 233. __close | 253. __children | 273. __without | 293. __talk |
| 214. __keep | 234. __something | 254. __side | 274. __second | 294. __soon |
| 215. __trees | 235. __seemed | 255. __feet | 275. __later | 295. __list |
| 216. __never | 236. __next | 256. __car | 276. __miss | 296. __song |
| 217. __started | 237. __hard | 257. __miles | 277. __idea | 297. __being |
| 218. __city | 238. __open | 258. __night | 278. __enough | 298. __leave |
| 219. __earth | 239. __example | 259. __walked | 279. __eat | 299. __family |
| 220. __eyes | 240. __beginning | 260. __white | 280. __face | 300. __it's |

Fry's Third 100 Words

List 3A

high
every
near
add
food
between
own
below
country
plants
last
school
father
keep
trees
never
started
city
earth
eyes

List 3B

light
thought
head
under
story
saw
left
don't
few
while
along
might
close
something
seemed
next
hard
open
example
beginning

List 3C

life
always
those
both
paper
together
got
group
often
run
important
until
children
side
feet
car
miles
night
walked
white

List 3D

sea
began
grow
took
river
four
carry
state
once
book
hear
stop
without
second
later
miss
idea
enough
eat
face

List 3F

watch
far
Indians
really
almost
let
above
girl
sometimes
mountains
cut
young
talk
soon
list
song
being
leave
family
it's

Fry's Third 100 Words

List 3A

high
every
near
add
food
between
own
below
country
plants

List 3C

light
thought
head
under
story
saw
left
don't
few
while

List 3E

life
always
those
both
paper
together
got
group
often
run

List 3G

sea
began
grow
took
river
four
carry
state
once
book

List 3I

watch
far
Indians
really
almost
let
above
girl
sometimes
mountains

List 3B

last
school
father
keep
trees
never
started
city
earth
eyes

List 3D

along
might
close
something
seemed
next
hard
open
example
beginning

List 3F

important
until
children
side
feet
car
miles
night
walked
white

List 3H

hear
stop
without
second
later
miss
idea
enough
eat
face

List 3J

cut
young
talk
soon
list
song
being
leave
family
it's

long a_e

make

cape

late

flake

cake

came

shake

lane

fade

flame

take

date

wade

game

cane

shame

_____’s

time on _____

was _____.

Other observations: _____

wh, ch, tch

patch

chat

whale

match

check

which

batch

chick

white

itch

champ

witch

chop

catch

chip

latch

_____’s

time on _____

was _____.

Other observations: _____

sh, th

shut

shin

then

path

wish

shack

think

thin

shell

fish

math

with

shed

thank

bath

cash

_____’s

time on _____

was _____.

Other observations: _____

R Blends

grip

trap

grab

crab

trip

crib

brag

brick

drip

drag

drill

tram

gram

bran

Fran

grad

_____’s

time on _____

was _____.

Other observations: _____

R Blends

grip

trap

grab

crab

trip

crib

brag

brick

drip

drag

drill

tram

gram

bran

Fran

grad

_____’s

time on _____

was _____.

Other observations: _____

Ending Blends

pink

mist

fast

last

grand

bank

land

hand

drink

sand

ant

list

tank

hint

ink

wind

_____’s

time on _____

was _____.

Other observations: _____

y, igh

my

sigh

night

sky

fly

bright

my

right

try

by

sight

flight

high

shy

why

might

_____’s

time on _____

was _____.

Other observations: _____

ay, ai

say

rail

sail

stay

May

rain

aim

tail

bay

hay

mail

pain

nail

play

spray

gain

_____’s
time on _____
was _____.

Other observations: _____



**Do Not Forget
Your District 163 Accounts**

Readinga-z.com

Zearn.com

Rocket Math Online

Xrtamath.com

MobyMax.com (until June 23, 2020)

happynumbers.com (until June 30, 2020)

<https://www.myon.com/school/parkforestchicagoreads>

(until June 30, 2020)

Student username: pfchsd163

Student password: district163

Grade 1 Online Resources

Subject	Title with Logo	Website Link	Description
ELA	Accelerated Reader 	https://global-zone50.renaissance-go.com/welcomeportal/176197	AR is independent reading practice with text quizzes. Teachers can monitor student progress, assign goals, and collect data.
		https://brainpop.com	BrainPOP Jr. is used to reinforce phonics, comprehension and social studies skills through the use of movies which run 3 to 5 minutes in an attempt to introduce, review or further explore a concept.
	Raz-Kids 	https://www.raz-kids.com/	Raz Kids provides comprehensive reading leveled reading resources. Every ebook is available online and in mobile formats and allows students to listen to, read at their own pace, and record themselves reading.
	Spelling City 	https://www.spellingcity.com/	Spelling City is a game based learning site and app that offers 40+ engaging vocabulary, spelling, phonics and writing activities to build comprehension.

	Storyline Online 	https://www.storylineonline.net/	Storyline Online streams videos featuring celebrated actors reading children's books alongside creatively produced illustrations.
	YouTube 	https://www.youtube.com/	YouTube provides a variety of classic children's story read alouds.
	Scholastic Book Flix 	https://bookflix.digital.scholastic.com	Scholastic BookFlix is an online literacy resource that pairs classic video storybooks with related nonfiction eBooks to reinforce reading skills.
Math	ZEARN 	https://www.zearn.org	Zearn Math provides Common Core aligned math lessons, personalized to individual learners and focus on three critical components: deep understanding, fluency, and problem-solving.
	Rocket Math Online 	https://www.rocketmath.com	Students are placed into learning tracks: add 1-9's, subtract, multiply or divide. Students are given answers to missed problems and then have to prove they have learned it.

		https://xtramath.org/#/home/index	<p>XtraMath is a free web based math fact fluency program that helps students master addition, subtraction, multiplication and division through timed practice.</p>
	<p>YouTube - Jack Hartmann Kids Music Channel</p> 	https://www.youtube.com/channel/UCVcQH8A634mauPrGbWs7QIQ	<p>Jack Hartmann is a Parents' Choice award winner. Provides songs/educational videos to help children learn math, reading, language, science, PE, dance and movement.</p>
Science	<p>Mystery Science</p> 	https://mysteryscience.com/lessons/seasonal/spring	<p>Mystery Science provides science lessons that inspire kids to love science.</p>
Social Studies	<p>YouTube</p> 	https://www.youtube.com/	<p>YouTube provides a variety of health/safety videos for children as well as field trips to a place in the US and around the world.</p>
		https://www.timeforkids.com/k1/	<p>Time for Kids is a digital magazine that provides students with access to world cultures using colorful maps, entertaining photos and graphics that bring events to life.</p>
Specialists STEAM	<p>YouTube</p>	https://www.youtube.com/	<p>YouTube provides a variety of videos for children on topics being covered in STEAM curriculum presently.</p>

			
	National Geographic for Kids 	https://kids.nationalgeographic.com/	Find amazing facts about animals, science, history and geography, along with fun competitions, games and more.
Specialists Music/Perf.Arts	Chrome Music Lab 	https://musiclab.chromeexperiments.com/	Many teachers have been using Chrome Music Lab as a tool in their classrooms to explore music and its connections to science, math, art, and more. They've been combining it with dance and live instruments.
	Quaver 	https://www.quavermusic.com	Students use this online program for music lessons.
Art		https://www.youtube.com/playlist?list=PL14hRqd0PELGbKihHuTqx_pbvCLqGbOkF	Lunch Doodles with MO Williams Kennedy Center Education Artist at home residence.allows students to doodle,draw and explore new ways of writing while visiting a virtual studio.
Specialists PE/Gym		No websites used	Teacher provides exercised to do during commercials while watching tv