

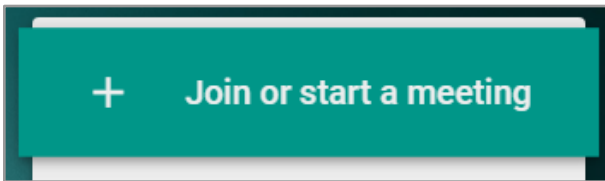


Google Hangouts Meet Guide

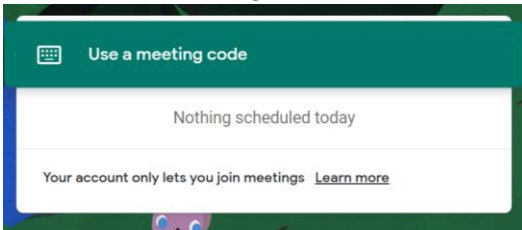
On a Computer

In these supported browsers     

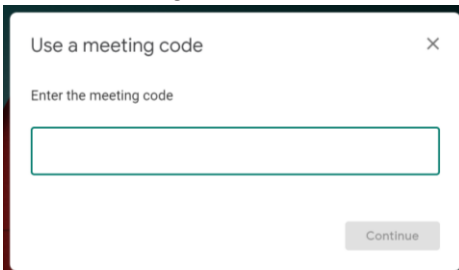
1. Go to meet.google.com
2. Login with student e-mail address: Student##@stu.rockdale84.org
3. Click **Join or start a new meeting**



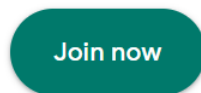
4. Click Use a meeting code



5. Enter meeting code and click Continue



6. Click Join Now





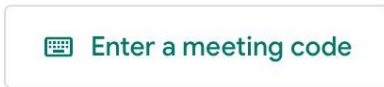
Google Hangouts Meet Guide

On a Smart Phone, Tablet, Mobile Device

1. Install Google Meet



2. Sign in with student e-mail address: Student##@stu.rockdale84.org
3. Click Enter a meeting code



4. Enter meeting code and click Join meeting

Meeting code or nickname

Present

Join meeting