

# My "Extras" Packet

This is **ALL OPTIONAL** and is only for if your child would like **extra activities** to work on when his or her literacy/math packet activities are done for the day.

- Choice Boards
- Nouns
- Compound Words
- Sounds/Digraphs
- Addition and Subtraction
- Scavenger Hunt
- CVC Words
- Decoding
- Word Families

# RAINBOW BINGO

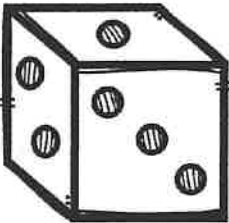


Color each box a different color of the rainbow when you complete the task!

Read a book with your favorite character	Read a book to a stuffed animal	Listen to a story on YouTube	Read a book about spring
Read a book with rhyming words	Read a fairytale	Read a book about an animal	Act out your favorite story
Draw a picture of your favorite character	Read a book to a family member	Read a book before bed	Re-read your favorite book
Read an ABC book	Read a book outside	Read a book that has counting	Read a book in the morning


# MATH CHOICE BOARD

PICK A SQUARE, DO THE ACTIVITY, AND COLOR THE SQUARE!

<p>Play Hi Low (aka war).</p>	<p>Sort toys or jewelry by color and size (ex: cars, bracelets, bows).</p>	<p>Make shapes with popsicle sticks, pipe cleaners, or stick pretzels.</p>	<p>Put a puzzle together with your family.</p>	<p>Make patterns with toys or jewelry (ex: cars, bracelets, bows).</p>
<p>Play roll and build. Roll a dice and count out the same number of blocks. Add the blocks to the tower.</p>	<p>Write numbers on post-its and put them in order to create a number line.</p>	<p>Make a counting book. Staple pages together to make a book. Write a number at the bottom of each page.</p>	<p>Sort the laundry. Match the socks.</p>	<p>Line up your stuffed animals from tallest to shortest.</p>
<p>Sort coins by kind and color. Which pile has the most/least?</p>	<p>Play a board game.</p>		<p>Bake a yummy treat. Use the recipe to measure the ingredients.</p>	<p>Play Go Fish.</p>
<p>Make patterns with beads, pom poms, or blocks.</p>	<p>Rainbow Number Write. Trace with every color in the rainbow.</p>	<p>Go on a shape walk either inside or outside. Find a shape, say what shape it is, and describe the shape.</p>	<p>Shaving cream write and draw. Draw numbers and shapes in shaving cream.</p>	<p>Count how many forks and spoons you have. Which pile has the most/least?</p>
<p>Snowball counting toss. Cut paper into fourths and write a number on each one, and crumble it up. Grab a snowball, say the number, crumble it up, and toss it again.</p>	<p>Make a number line. Write numbers in a long line. Match the dominos or count out objects to match each number.</p>	<p>Shape tap. Someone calls out a shape then walk around the room and tap all the things that are that shape.</p>	<p>Measure how tall each person in your family is with blocks or cans.</p>	<p>Find small treasures (buttons, gems, pom poms, pennies). Count each collection. Which has the most? Which has the least?</p>

# ART & SENSORY CHOICE BOARD

PICK A SQUARE, DO THE ACTIVITY, AND COLOR THE SQUARE!

<p><b>Blowing Paint</b> Water down some paint in cups. Drip the paint on the paper and blow it with a straw.</p>	<p><b>Noodle Sensory Bin</b> Place dry noodles in a sensory bin. Add measuring cups, tongs, and bowls to the tub.</p>	<p><b>Cereal Necklace</b> Make a necklace with cereal then eat it as a snack.</p>	<p><b>Cutting Bin</b> Make a cutting bin. Place strips of paper and ribbon in the bin and let them cut it up into tiny pieces.</p>	<p><b>Cutting Collage</b> Make a collage with the tiny pieces from the cutting bin.</p>
<p><b>Play Dough Cookies.</b> Make pretend cookies with play dough. Put out a rolling pin, cookie cutters, and scissors.</p>	<p><b>Finger-Paint</b> Place the paper on a tray or in a tub to contain the mess.</p>	<p><b>Make Oobleck</b> Mix together one-part water and two-parts corn starch.</p>	<p><b>Block Zoo</b> Build a zoo with blocks for your animals.</p>	<p><b>Car or Doll Wash</b> Place water and soap in a plastic tub or bathtub. Add soap, sponges, and toothbrushes.</p>
<p><b>Homemade Watercolors.</b> Place a marker in a cup of water. Paint with the watercolors.</p>	<p><b>Giant Self-Portrait</b> Get a big piece of paper or tape smaller papers together. Trace the child on the paper and color.</p>		<p><b>Bead or Straw Towers</b> Place spaghetti noodles or skewers in play dough. Place the beads or cut up straws on the noodles.</p>	<p><b>Foil Art</b> Paint or draw with sharpies on foil.</p>
<p><b>Frozen Paint</b> Put paint in a ice cube tray with a stick in each cube. Once it's frozen, get it out and paint with it on paper.</p>	<p><b>Sensory Bin</b> Make bean or cereal sensory bin. Place dry beans or cereal in a tub with vehicles or animals. Add bowls and tongs.</p>	<p><b>Monster Sculptures</b> Make monster sculptures with play dough. Add eyes, arms, and legs.</p>	<p><b>Sensory Bottle</b> Fill a plastic bottle half way with water and add a few drops of red food coloring. Fill to the top with vegetable oil. Tape the lid on.</p>	<p><b>Mask Paper Plate</b> Cut holes for the eyes and mouth. Decorate with paint, markers, stickers, or paper.</p>
<p><b>Sensory Bag</b> Put paint or hair gel in the bag with food coloring. Add glitter (optional). Zip it close. Tape it closed.</p>	<p><b>Paint with Kitchen Tools</b> Paint with forks, mashers, whisk, spatulas, or other fun tool you have.</p>	<p><b>Shaving Cream Art</b> Draw in shaving cream or whip cream. Place it in a plastic tub, tray, or do it in the bathtub.</p>	<p><b>Bracelets</b> String beads or cut up straws on pipe cleaners or string.</p>	<p><b>Block City</b> Build a city with blocks. Make houses, stores, and other places you like to visit.</p>

# RAINBOW BINGO



Color each box a different color of the rainbow when you complete the task!

Write/draw your feelings	Work together to complete a puzzle	Play a board game	Call a family member
Write a letter to a friend that you miss	Take 5 deep breaths	Give someone a compliment	Problem solve during a story
Play a board game together	Work together to build something	Rainbow breathing: use your finger to trace the rainbow	Do something kind for someone
Make somebody smile	Hug a stuffed animal	Make a sensory bottle/glitter jar	Make a card for a friend or family member







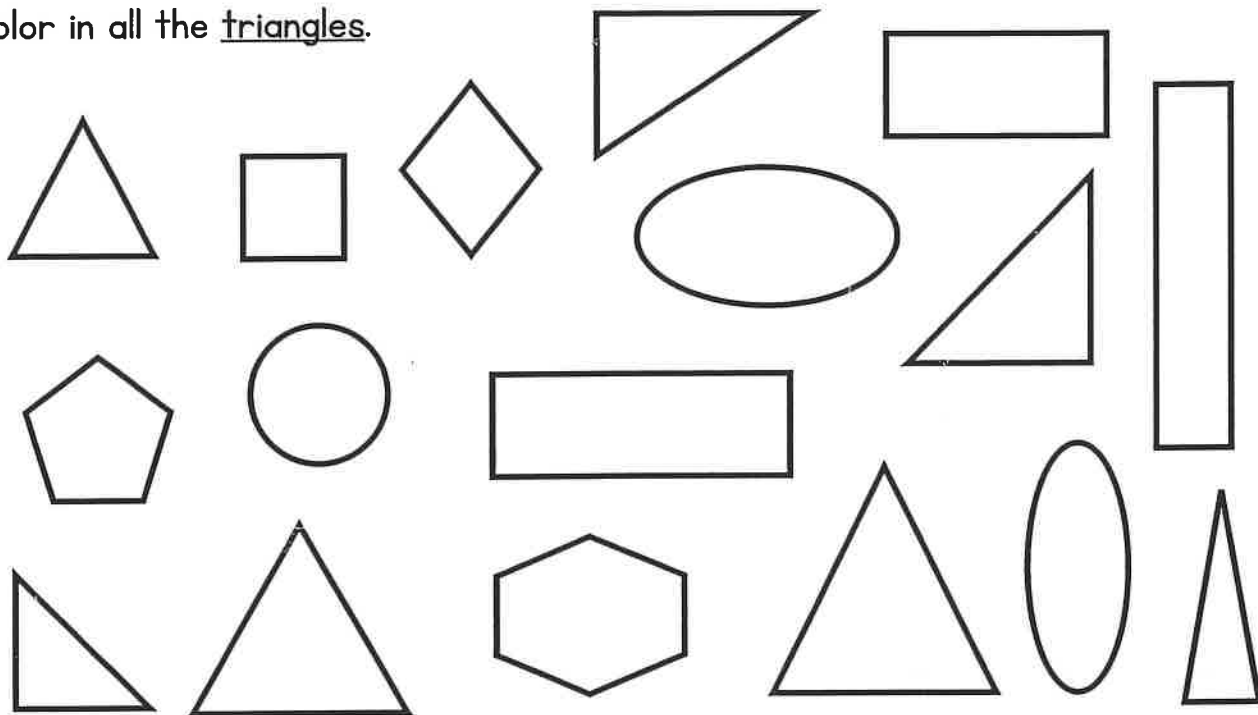




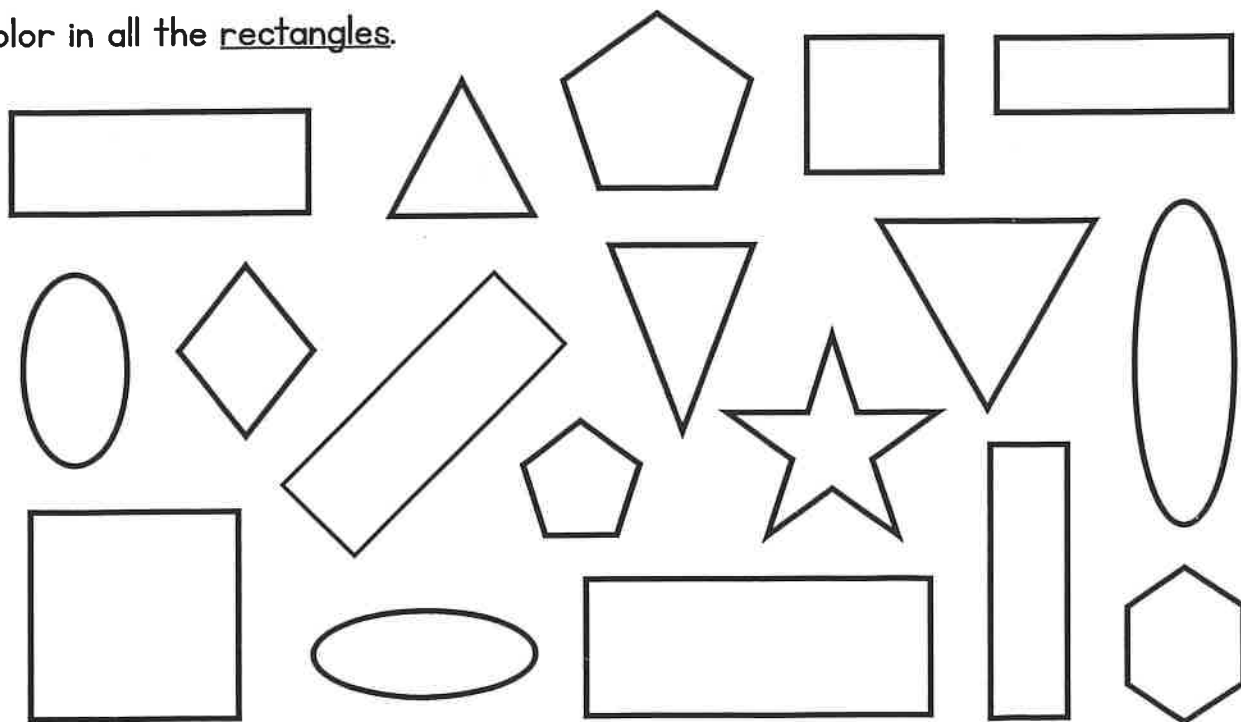
Name: \_\_\_\_\_

# Shape Find

Color in all the triangles.



Color in all the rectangles.





Name \_\_\_\_\_


# Find and Record CVC Words



Directions: Look at the picture below.

Find and write the correct cvc word in each column according the word family.

-op word family	-ot word family	-og word family
1. _____	1. _____	1. _____
2. _____	2. _____	2. _____
3. _____	3. _____	3. _____
4. _____	4. _____	4. _____



© Annie Moffatt @ The Moffatt Girls 2016

Directions: Write a sentence about the picture.

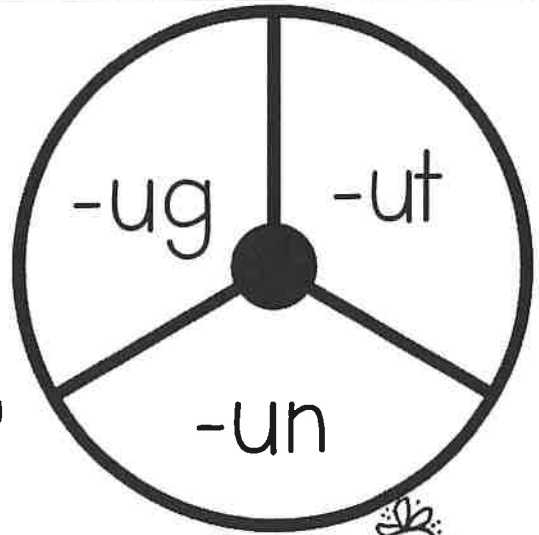
\_\_\_\_\_

\_\_\_\_\_












Name: \_\_\_\_\_

# Spin and Color Word Families

(Short u Words)




Directions: Spin the spinner and color a bird with the matching word family.



Name: \_\_\_\_\_

# -an family


Word Work



Color the  
**-an Words**

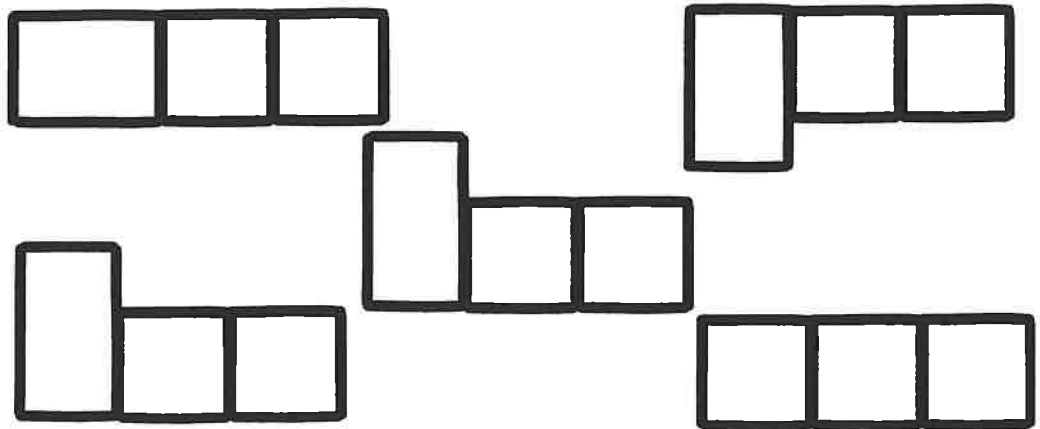
can	get	ran	van
jug	man	pit	tan
ban	tub	<b>pan</b>	fan

Spin, Read and Write!



①	_____	⑤	_____
	-----		-----
	_____		_____
②	_____	⑥	_____
	-----		-----
	_____		_____
③	_____	⑦	_____
	-----		-----
	_____		_____
④	_____	⑧	_____
	-----		-----
	_____		_____

**Word Bank:**  
tan  
man  
pan  
fan  
can















# LILY PAD ADDITION

Write the number on the lily pad and then color them.

7

+1


5

+0


8

+1


5

+2


3

+2


10

+0


8

+1


6

+3


2

+6

3

+4

8

+0

2

+5