


# Recycling WORDS



I made these recycled words:


<hr/> <hr/> <hr/> <hr/> <hr/> <hr/> <hr/> <hr/>	<hr/> <hr/> <hr/> <hr/> <hr/> <hr/> <hr/> <hr/>
---	---







# Rainy Day Boredom **BUSTERS**




## For this activity you need:


- Boredom Busters page
- Pencil or crayon
- Various materials for each activity.

## STEPS:

1. Roll a die.
2. Complete the activity then cross it off.
3. Try to complete at least one activity each rainy day!



**DONE**











# BOREDOM

# BUSTERS



Roll a die.  
Complete the activity  
then cross it off.

1

make a  
dry pasta  
necklace or  
bracelet

2

build a structure  
out of toothpicks  
and mini  
marshmallows

3

collect toys you  
don't want  
any more to  
donate

4

write a note to  
your old  
teacher or new  
teacher and  
mail it to  
school

5

make breakfast  
or lunch for  
someone at  
home all by  
yourself

6

build an  
indoor  
tent using  
sheets or  
blankets







# Read & Reward!

For this activity you need:


- Books
- Crayon

## STEPS:

Each time you read a book, color in a picture on your chart. When all pictures are filled in, you earn the reward!



DONE











# Read & Reward!



\* Family \*


REWARD: Movie Night!


Awesome reading! You earned your reward!





# Read & Reward!



Write the titles of the books you read:


1. \_\_\_\_\_
2. \_\_\_\_\_
3. \_\_\_\_\_
4. \_\_\_\_\_
5. \_\_\_\_\_
6. \_\_\_\_\_
7. \_\_\_\_\_
8. \_\_\_\_\_
9. \_\_\_\_\_
10. \_\_\_\_\_
11. \_\_\_\_\_
12. \_\_\_\_\_
13. \_\_\_\_\_
14. \_\_\_\_\_
15. \_\_\_\_\_




# Read & Reward!



*\*Family made\**  
REWARD: Ice Cream Sundaes!




Awesome reading! You earned your reward!





# Read & Reward!



Write the titles of the books you read:

1. \_\_\_\_\_
2. \_\_\_\_\_
3. \_\_\_\_\_
4. \_\_\_\_\_
5. \_\_\_\_\_
6. \_\_\_\_\_
7. \_\_\_\_\_
8. \_\_\_\_\_
9. \_\_\_\_\_
10. \_\_\_\_\_
11. \_\_\_\_\_
12. \_\_\_\_\_
13. \_\_\_\_\_
14. \_\_\_\_\_
15. \_\_\_\_\_





# Reading BINGO!



## For this activity you need:

- Bingo paper
- Crayon
- Books


## STEPS:

This is a good activity to do while you are working towards your Read & Reward!

1. Look at the BINGO chart and read each square.
2. Each time you read a book, look to see if you can color in a square on your BINGO chart.
3. Try to see how many BINGOs you can get!



DONE









# Reading BINGO!



Book about an animal	Book about a girl	Your favorite book	Characters drive somewhere	Funny book
Book with at least 10 pages	Book with a fish	Poem	Book about a boy	Book you read before
Characters visit a park	Book with a bad guy	<b>FREE SPOT</b>	Book with a name in the title	Book with a dog
A book you never read before	Book about a family	Non-Fiction Book	Characters go on an adventure	Book where animals talk
Fairy Tale	Book with a brother and sister	Characters go to sleep	Book about friends	Characters go to school





