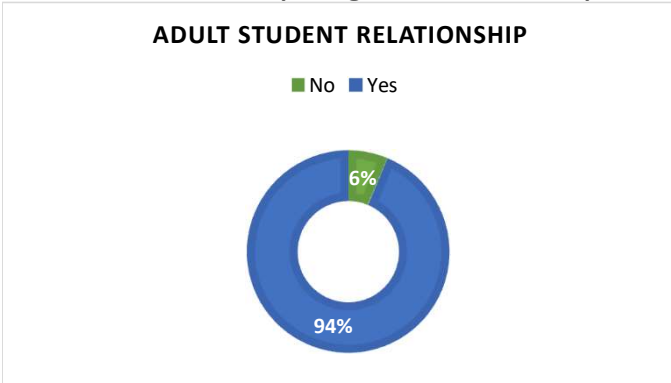


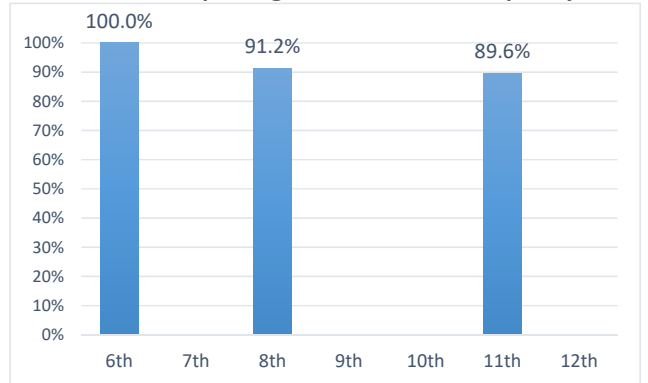


Adult - Student Relationship

Overall % of Students Reporting Positive Relationships*



% of Students Reporting Positive Relationships* by Grade

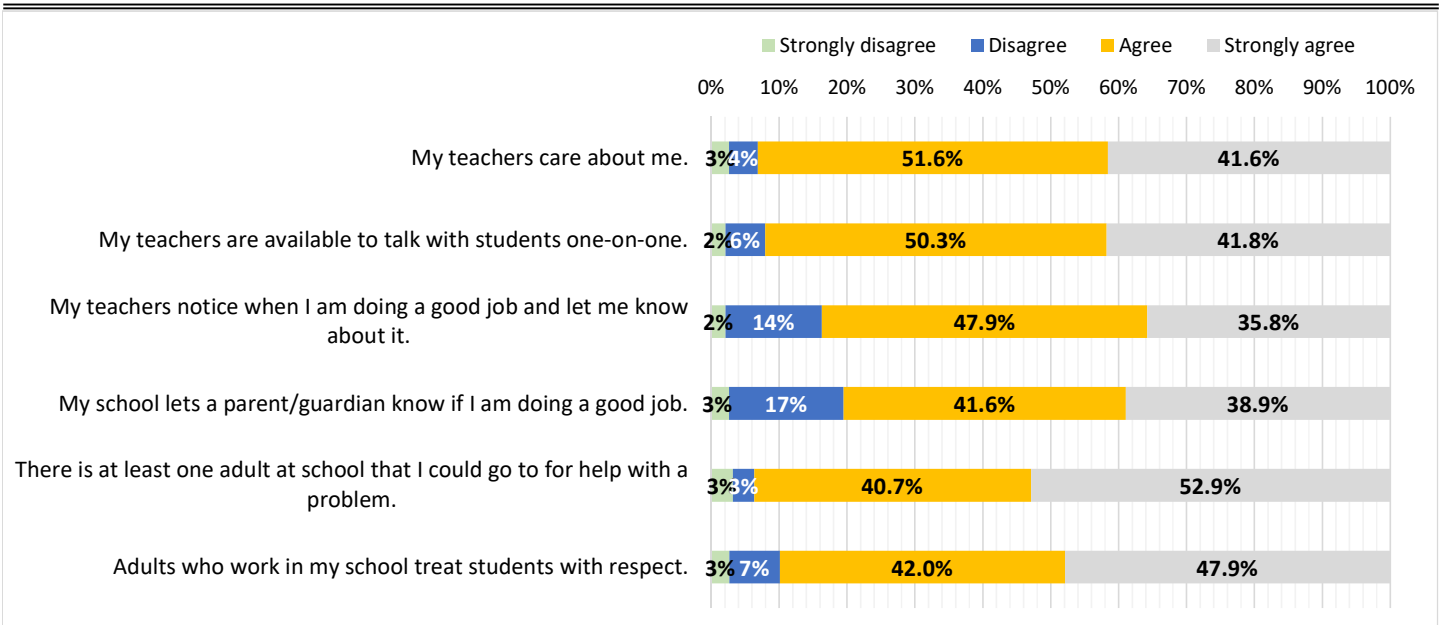


*Based on average across all items -- if greater than 2.5, then considered having a positive adult-student relationship.

ADULT-STUDENT RELATIONSHIP ITEMS: Summary Data	Means*	Percent Agree
<i>My teachers care about me.</i>	3.32	93%
<i>My teachers are available to talk with students one-on-one.</i>	3.32	92%
<i>My teachers notice when I am doing a good job and let me know about it.</i>	3.17	84%
<i>My school lets a parent/guardian know if I am doing a good job.</i>	3.17	81%
<i>There is at least one adult at school that I could go to for help with a problem.</i>	3.43	94%
<i>Adults who work in my school treat students with respect.</i>	3.35	90%

**Means represent the average score on a scale from 1 to 4 (Strongly disagree=1, Disagree=2, Agree=3, Strongly Agree=4). The higher the score, the more agreement.

ITEM RESPONSES



DETAILED RESULTS		Strongly Disagree	Disagree	Agree	Strongly Agree	Total
My teachers care about me.	%	3%	4%	52%	42%	
	N	5	8	98	79	190
My teachers are available to talk with students one-on-one.	%	2%	6%	50%	42%	
	N	4	11	95	79	189
My teachers notice when I am doing a good job and let me know about it.	%	2%	14%	48%	36%	
	N	4	27	91	68	190
My school lets a parent/guardian know if I am doing a good job.	%	3%	17%	42%	39%	
	N	5	32	79	74	190
There is at least one adult at school that I could go to for help with a problem.	%	3%	3%	41%	53%	
	N	6	6	77	100	189
Adults who work in my school treat students with respect.	%	3%	7%	42%	48%	
	N	5	14	79	90	188

SUBGROUP RESULTS

Results by Ethnicity

