

Schedules and Attachments



January 19, 2016	Regular Meeting	7:30 PM	OBHS – Main TV Studio
-------------------------	------------------------	----------------	------------------------------

THEATERS:

All local theaters
 All New York City Theaters
 Clearview Cinema, Matawan
 Count Basie Theater
 George Street Playhouse
 McCarter Theater
 Medieval Times Dinner & Tour
 NJPAC
 Patriot Theater, Trenton
 Queens Theater, NY
 State Street Theater
 Strand Theater
 Two Rivers Theater- Red Bank

MUSEUMS/HISTORIC SITES/PROGRAMS

All New Jersey Museums
 All New York City Museums & Landmarks
 Atlantic Highlands & Observation Point
 Baltimore Harbor
 Battleship New Jersey
 Battleview Orchards
 Boston
 BWP Bats LLC, Brookville, PA
 Cliffwood Beach/Raritan Bay
 Color Mid Atlantic, Edison, NJ
 COSTCO
 Discovery Times Square Exposition
 Fabric Warehouse
 Falling Water, Mill Run, PA
 First Brokers/ICAP Securities, Jersey City, NJ
 Fort Hancock and Twin Lights
 Franklin Institute
 Gregg's Beauty Supply, Linden, NJ
 Grimaldi's

MUSEUMS/HISTORIC SITES/PROGRAMS CON'D

Grounds for Sculpture
 Holocaust Museum
 IKEA
 Joann Fabrics
 Lakeshore Learning Center, E. Brunswick, NJ
 Laurence Harbor/Raritan Bay
 Liberty Science Center
 Manasquan Inlet & Tidal Wetlands
 Manasquan Reservoir
 McGuire Air Force Base
 Middlesex County Court House
 Middlesex County Sewage & Wasterwater Plant
 Middlesex County Utility Authority
 Middletown Arts Center, Middletown, NJ
 New Brunswick Superior Court
 New Jersey State Capital in Trenton
 Newark Museum of Art
 NJ Marine Science Consortium
 NJ Vietnam Vet Ed Center - Holmdel
 Old Trenton Barracks
 Philadelphia Museums & Liberty Square
 Philadelphia Magic Gardens
 Repertorio Espanol
 Restaurant Depot
 San Gennaro Festival Parade
 Sandy Hook Lighthouse
 Shark River Inlet & Belmar Beach
 Sterling Hill Mining Museum
 Strathmore Bowling Alley
 The Cloisters
 Washington, DC
 Waterloo Village
 Wetlands Institute, Stone Harbor, NJ
 Woodbridge Bowling Alley

AQUARIUMS

Adventures Aquarium, Camden, NJ
 Jenkinsen's Aquarium
 National Aquarium in Baltimore

CENTERS

All NY, NJ & PA Convention Centers
 Giants Stadium
 Kateri Environmental Center
 Lakewood BlueClaws Stadium
 Meadowlands Experience Tour
 New Jersey Exposition Center
 NJ State Bar Association Law Center
 Old Bridge Civic Center
 Park Performing Art Ctr, Union City
 Prudential Athletic Center
 Somerset Patriots Stadium
 Sovereign Bank Arena
 Special Olympics Complex, Lawrenceville, NJ
 Trenton Thunder Stadium

EDUCATIONAL INSTITUTIONS

All New Jersey & New York Colleges
 All New Jersey High& Middle Schools
 Brookdale Community College
 DeVry University
 Drew University
 FIT
 Georgian Court University
 Kean University
 Lincoln Tech, South Plainfield, NJ
 Mercer County Community College

EDUCATIONAL INSTITUTIONS CONT'D

Middlesex County Vo-Tech H.S.
 Monmouth University
 Montclair State University
 New Jersey Institute of Technology
 Princeton University
 Rider University
 Rutgers University
 The Academy of Culinary Arts
 The College of New Jersey
 The French Culinary Institute of NYC
 Union County College, Cranford, NJ
 UTI Exton Campus

PARKS/ZOOS

Allaire State Park
 All New Jersey State Parks & Farms
 Battleview Orchards
 Cheesequake State Park
 Duke Farms, Hillsborough
 Fairview Lake YMCA
 Foracy Park, Monmouth County
 Geick Park
 Hershey Park
 Holmdel Park
 Johnson Park, New Brunswick
 Liberty State Park
 Mannino Park
 Pequest Trout Hatchery & Natural Resource Center
 Popcorn Park Zoo, Forked River, NJ
 Sandy Hook State Park
 Six Flags-Great Adventure
 Six Flags-Safari Journey in Learning
 Thompson State Park
 Tuckerton State Park

HOSPITALS/HEALTH CENTERS

George Busch Senior Center
 Madison Center Genesis Elder Care
 Menlo Park Veterans' Home
 Old Bridge Health Care Centers
 Old Bridge Manor Nursing Home
 Robert Wood Johnson University Hospital
 Roosevelt Care Center, Old Bridge

EVENTS - LOCATIONS SUBJECT TO CHANGE

Academic Competitions
 Band Competitions & Parades
 Bodyworks Exhibit
 Cheerleading Competitions & Performances
 Child Development Conferences
 Chinese Club
 Choir Competitions
 Environmental Club
FBLA National & State Conventions
 FEA Conferences
 HerWorld STEM Event
 Interact Club - Leadership
 JROTC Competitions
 NJ Science Olympiad Competition
 NJ Student Council Competition
 OBHS Fishing Club
 Peer Leadership Conferences
 Peer, Service Learning Initiatives
 SADD Regional Conference
 Senior Dinner Cruise
 Training Workshops
 Yearbook Workshops

MISCELLANEOUS

Aberdeen Diner
 All Old Bridge Businesses & Restaurants
 All Old Bridge Municipality venues
 Arirang Restaurant
 Bounce U, Marlboro, NJ
 Brooks Art Center, Bound Brook, NJ
 Camelback Ski Resort
 Dallenbach's Lake, East Brunswick
 Deutscher Klub, Clark, NJ
 Disney, Florida (senior class trip)
 Eastern State Penitentiary, Phila
 Eatontown Mall
 Escondido's Restaurant
 Etsch Farms
 Festival of Music Competition
 FMRTL, LLC Accounting Firm
 Freehold Mall
 Hobby Lobby, Marlboro
 IHOP Restaurant
 Johnson & Johnson, Summit
 LaPlaca Pottery, Pt. Pleasant
 Menlo Park Mall
 Misty Morning Boat
 Monster Golf, Marlboro
 New Jersey Transit
 Papa Ganche Bakery, Matawan
 Park Performing Arts Center, Union
 Pines Manor
 Raceway Park
 Salsa Latina Restaurant
 Seaside Heights Broadwalk
 Shop Rite of Spotswood
 Via 45 Restaurant
 Wegman's

**2015-16 BUDGET TRANSFER #6 THROUGH 12/31/2015
 JANUARY 19, 2016 BOARD MEETING**

DESCRIPTION FROM	ACCOUNT	AMOUNT	DESCRIPTION TO	ACCOUNT	AMOUNT
Salaries-Spec Ed Teacher RC	11-213-100-101-00-000	150,000.00	Salaries-Spec Ed Teacher MD	11-212-100-101-00-000	150,000.00
Reg. Prog. Instructional Supplies	11-190-100-610-01-XXX	2,991.88	Reg. Prog. Textbooks Health Ed.	11-190-100-640-01-015	9,818.79
Reg. Prog. Textbooks	11-190-100-640-01-XXX	6,826.91			
Reg. Prog. Instructional Supplies	11-190-100-610-XX-XXX	135,000.00	Admin. Info. Tech. Purch. Prof. Svcs.	11-000-252-330-00-000	135,000.00
Int Alt Educ Prog-Purchased Prof Svcs.	11-423-100-300-00-000	32,219.00	Int Alt Educ Prog-Salaries	11-423-100-100-00-000	49,900.00
Int Alt Educ Prog-Supplies	11-423-100-600-00-000	17,681.00			
Security-Salaries	11-000-266-100-00-000	32,558.74	Security-Purchased Prof. Tech. Svcs.	11-000-266-300-00-000	34,558.74
Security-Purch Prof Svcs. Equip Rental	11-000-266-440-00-000	2,000.00			
Contr. Svcs. Spec Ed Jointures Transportation	11-000-270-515-00-142	20,000.00	Contr. Svcs. Spec-Ed Transportation	11-000-270-514-00-509	20,000.00
Unemployment Insurance	11-000-291-250-00-000	10,000.00	DCRP Employer Contribution	11-000-291-232-00-000	10,000.00
TOTAL FROM		409,277.53	TOTAL TO		409,277.53

SALARY SCHEDULE
2015-2016 SCHOOL YEAR

ATTACHMENT 1

name_last	name_first	Guide	06/30/15 Step	2014-2015	Sub-Total	10 or 20%	2015-16 step	2015-2016	10 or 20%	para longevity	Total 2015-16
SCHEDULE A											
ARZIG	LYNN	SEC CLASSB - 10-M	4	326			5	325			
ARZIG	LYNN	SEC CLASSB - 10-M	4	25,738			5	26,945			
GILL	DONNA	SEC CLASSB - 10-M	15	5,094			15	5,094			
GILL	DONNA	SEC CLASSB - 10-M	15	40,327			15	40,758			
MAHER	MARGARET	SEC CLASSB - 10-M	15	5,094			15	5,094			
MAHER	MARGARET	SEC CLASSB - 10-M	15	40,327			15	40,758			
PETRUZZI	DEBORAH	SEC CLASSB - 10-M	6	27,325			7	28,612			
HABERMAN	JEFFREY	SAL ATTEND PERSONNEL		42,895				43,753			
DUFFY	DIANE	SEC CLASS7	8	40,216			9	42,044			
SHREDER	CARRIE	SEC CLASS7	15	5,239			15	5,239			
SHREDER	CARRIE	SEC CLASS7	15	10,532			15	10,532			
SHREDER	CARRIE	SEC CLASS7	15	55,626			15	55,626			
WESTERLUND	MELANIE	SEC CLASS7	10	391			11	391			
WESTERLUND	MELANIE	SEC CLASS7	10	42,901			11	44,859			
INNAMORATO	CAROLINE	SEC CLASSA	3	391			4	391			
INNAMORATO	CAROLINE	SEC CLASSA	3	28,730			4	30,098			
SPINA	MARY	SEC CLASSA	15	5,044			15	5,044			
SPINA	MARY	SEC CLASSA	15	45,856			15	46,374			
BADALUCCO	MARYANN	SEC CLASSB	11	38,446			12	40,269			
CASEY	DIANE	SEC CLASSB	15	48,391			15	48,910			
CASEY	DIANE	SEC CLASSB	15	4,653			15	4,653			
HONAN	KATHLEEN	SEC CLASSB	5	31,816			6	33,309			
PERRY	THERESE	SEC CLASSB	1	28,376			2	29,684			
PISAPIA	LORI	SEC CLASSB	15	4,653			15	5,094			
PISAPIA	LORI	SEC CLASSB	15	48,392			15	48,910			
RAMIREZ	ROSE	SEC CLASSB	7	33,816			8	35,409			
VANORDEN	THERESA	SEC CLASSB	15	5,094			15	5,094			
VANORDEN	THERESA	SEC CLASSB	15	48,392			15	48,910			
YAGER	KATHIE	SEC CLASSB	13	41,181			14	44,949			
AMATO	LAURIE	SEC CLASSC	4	32,038			5	33,516			
ANSLINGER	MARGARET	SEC CLASSC	15	5,122			15	5,122			
ANSLINGER	MARGARET	SEC CLASSC	15	49,798			15	50,316			
BELDYCKA	LYNNE	SEC CLASSC	13	42,623			14	46,241			
FISHER	SHERRY	SEC CLASSC	15	4,681			15	5,122			
FISHER	SHERRY	SEC CLASSC	15	49,798			15	50,316			
FRANKFURT	DEBRA	SEC CLASSC	3	31,128			4	32,556			
LEFANTE	DIANE	SEC CLASSC	7	35,068			8	36,696			
MCGOUGH	LINDA	SEC CLASSC	15	4,681			15	4,681			
MCGOUGH	LINDA	SEC CLASSC	15	49,798			15	50,316			
MORMILE	ELIZABETH	SEC CLASSC	13	42,623			14	46,241			
MULLEN	DONNA	SEC CLASSC	15	391			15	391			
MULLEN	DONNA	SEC CLASSC	15	4,681			15	4,681			
MULLEN	DONNA	SEC CLASSC	15	49,798			15	50,316			
OLSEN	PATRICIA	SEC CLASSC	9	391			10	391			

SALARY SCHEDULE
2015-2016 SCHOOL YEAR

ATTACHMENT 1

name_last	name_first	Guide	06/30/15 Step	2014-2015	Sub-Total	10 or 20%	2015-16 step	2015-2016	10 or 20%	para longevity	Total 2015-16
OLSEN	PATRICIA	SEC CLASSC	9	37,343			10	39,081			
PATELLA	GRACE	SEC CLASSC	15	5,122			15	5,122			
PATELLA	GRACE	SEC CLASSC	15	49,798			15	50,316			
PILLER	PATRICIA	SEC CLASSC	11	39,848			12	41,711			
RAMOS	DELIRIS	SEC CLASSC	15	49,798			15	50,316			
RAMOS	DELIRIS	SEC CLASSC					15	4,681			
SAULINO	JOANN	SEC CLASSC	15	4,583			15	5,122			
SAULINO	JOANN	SEC CLASSC	15	49,798			15	50,316			
STAUDT	BARBARA	SEC CLASSC	15	5,122			15	5,122			
STAUDT	BARBARA	SEC CLASSC	15	49,798			15	50,316			
TAMBONE	ELAINE	SEC CLASSC	15	391			15	391			
TAMBONE	ELAINE	SEC CLASSC	15	4,681			15	4,681			
TAMBONE	ELAINE	SEC CLASSC	15	49,798			15	50,316			
TEATOR	MICHELE	SEC CLASSC	15	391			15	391			
TEATOR	MICHELE	SEC CLASSC	15	4,681			15	4,681			
TEATOR	MICHELE	SEC CLASSC	15	49,798			15	50,316			
VOKES	KRISTEN	SEC CLASSC	14	45,723			15	50,316			
WOODWARD	LORI	SEC CLASSC	15	5,122			15	5,122			
WOODWARD	LORI	SEC CLASSC	15	49,798			15	50,316			
BERMAN	CYNTHIA	SEC CLASSD	15	5,187			15	5,187			
BERMAN	CYNTHIA	SEC CLASSD	15	53,041			15	53,559			
BURNS	DONNA	SEC CLASSD	15	5,187			15	5,187			
BURNS	DONNA	SEC CLASSD	15	53,041			15	53,559			
CAPUTO	JENNIFER	SEC CLASSD	2	391			2	391			
CAPUTO	JENNIFER	SEC CLASSD	2	32,299			2	32,817			
CENATIEMPO	DENISE	SEC CLASSD	1	31,414			2	32,817			
COHEN	BARBARA	SEC CLASSD	15	4,746			15	5,187			
COHEN	BARBARA	SEC CLASSD	15	53,041			15	53,559			
COLASUONO	IDA	SEC CLASSD	15	5,187			15	5,187			
COLASUONO	IDA	SEC CLASSD	15	53,041			15	53,559			
CONNOR	ELLEN	SEC CLASSD	11	391			12	391			
CONNOR	ELLEN	SEC CLASSD	11	42,639			12	44,592			
DIMA	VERONICA	SEC CLASSD					15	4,746			
DIMA	VERONICA	SEC CLASSD	15	53,041			15	53,559			
EDELMAN	FRANCINE	SEC CLASSD	15	391			15	391			
EDELMAN	FRANCINE	SEC CLASSD	15	5,187			15	5,187			
EDELMAN	FRANCINE	SEC CLASSD	15	53,041			15	53,559			
FALCI	KATHLEEN	SEC CLASSD	6	36,354			7	38,022			
FRANKENBUSH	ROWENA	SEC CLASSD	2	391			3	391			
FRANKENBUSH	ROWENA	SEC CLASSD	2	32,299			3	33,752			
FURCHAK	JANET	SEC CLASSD	3	33,234			4	34,737			
GLICKMAN	STEPHANIE	SEC CLASSD	15	4,746			15	4,746			
GLICKMAN	STEPHANIE	SEC CLASSD	15	53,041			15	53,559			
GOLDBERG	HELENE	SEC CLASSD	15	391			15	391			
GOLDBERG	HELENE	SEC CLASSD	15	5,187			15	5,187			
GOLDBERG	HELENE	SEC CLASSD	15	53,041			15	53,559			
KILPATRICK	CYNTHIA	SEC CLASSD	15	5,187			15	5,187			
KILPATRICK	CYNTHIA	SEC CLASSD	15	53,041			15	53,559			
KNORR	DEBORAH	SEC CLASSD	3	391			4	391			

SALARY SCHEDULE
2015-2016 SCHOOL YEAR

ATTACHMENT 1

name_last	name_first	Guide	06/30/15 Step	2014-2015	Sub-Total	10 or 20%	2015-16 step	2015-2016	10 or 20%	para longevity	Total 2015-16
KNORR	DEBORAH	SEC CLASSD	3	33,234			4	34,737			
KOSAKOWSKI	LAURA	SEC CLASSD	13	391			14	391			
KOSAKOWSKI	LAURA	SEC CLASSD	13	45,574			14	49,342			
LEE	SALLY	SEC CLASSD	2	391			3	391			
LEE	SALLY	SEC CLASSD	2	32,299			3	33,752			
LOMBERG	MARIYA	SEC CLASSD	4	391			4	391			
LOMBERG	MARIYA	SEC CLASSD	4	34,219			4	34,737			
MANCINI	MARSHA	SEC CLASSD	13	45,574			14	49,342			
MARCHICA	DIANA	SEC CLASSD	8	38,704			9	40,477			
MARTINEZ	JOANN	SEC CLASSD	1	31,414			2	32,817			
MCCUE	JOAN	SEC CLASSD	6	36,354			7	38,022			
MCGOVERN	PAMELA	SEC CLASSD	14	391			15	391			
MCGOVERN	PAMELA	SEC CLASSD	14	48,824			15	53,559			
MITCHELL	BARBARA	SEC CLASSD	2	32,299			3	33,752			
MONFORTE	PAULA	SEC CLASSD	15	4,746			15	4,746			
MONFORTE	PAULA	SEC CLASSD	15	53,041			15	53,559			
MONTI	DIANE	SEC CLASSD	10	391			11	391			
MONTI	DIANE	SEC CLASSD	10	41,269			11	43,157			
MUZIKAR	KATHLEEN	SEC CLASSD	15	1,500			15	1,500			
MUZIKAR	KATHLEEN	SEC CLASSD	15	5,187			15	5,187			
MUZIKAR	KATHLEEN	SEC CLASSD	15	53,041			15	53,559			
NORERO	MARIE	SEC CLASSD	1	31,414			1	31,932			
PHILIPS	JEANNINE	SEC CLASSD					15	5,187			
PHILIPS	JEANNINE	SEC CLASSD	15	53,041			15	53,559			
PULASKI	TRACY	SEC CLASSD	2	32,299			3	33,752			
REYNOLDS	LYNN	SEC CLASSD	9	391			10	391			
REYNOLDS	LYNN	SEC CLASSD	9	39,959			10	41,787			
ROSENBERG	BETH	SEC CLASSD	15	391			15	391			
ROSENBERG	BETH	SEC CLASSD	15	5,187			15	5,187			
ROSENBERG	BETH	SEC CLASSD	15	53,041			15	53,559			
ROSZKOWSKI	PAMELA	SEC CLASSD	15	4,746			15	4,746			
ROSZKOWSKI	PAMELA	SEC CLASSD	15	53,041			15	53,559			
SAMSON	FRANCES	SEC CLASSD	14	48,824			15	53,559			
SASTOQUE	FRANCES	SEC CLASSD	14	1,500			15	1,500			
SASTOQUE	FRANCES	SEC CLASSD	14	48,824			15	53,559			
SCHUSTER	BARBARA	SEC CLASSD	15	391			15	391			
SCHUSTER	BARBARA	SEC CLASSD	15	4,746			15	4,746			
SCHUSTER	BARBARA	SEC CLASSD	15	53,041			15	53,559			
SCHUSTER	JANET	SEC CLASSD	10	391			11	391			
SCHUSTER	JANET	SEC CLASSD	10	41,269			11	43,157			
STANKIEWICZ	JOAN	SEC CLASSD	15	5,187			15	5,187			
STANKIEWICZ	JOAN	SEC CLASSD	15	53,041			15	53,559			
SVAT	HELENE	SEC CLASSD	9	39,959			10	41,787			
TORGERSEN	KATHERINE	SEC CLASSD	15	5,187			15	5,187			
TORGERSEN	KATHERINE	SEC CLASSD	15	53,041			15	53,559			
WEISS	ARLEEN	SEC CLASSD	15	5,187			15	5,187			
WEISS	ARLEEN	SEC CLASSD	15	53,041			15	53,559			

SALARY SCHEDULE
2015-2016 SCHOOL YEAR

name_last	name_first	Guide	06/30/15 Step	2014-2015	Sub-Total	10 or 20%	2015-16 step	2015-2016	10 or 20%	para longevity	Total 2015-16
SMITH	JODI	RN	1	31,454			2	35,484			
GUIDICE	MICHELLE	RN	2	32,384			3	36,464			
CALLAHAN	REGINA	RN	7	37,849			8	42,219			
MATRALE	DOROTHY	RN	7	37,849			8	42,219			
CORRADO	DAWN	RN	8	39,119			9	44,189			
MAHER	MARY ALICE	RN	9	41,089			10	47,547			
BARAN	KAREN	RN	10	1,099			10	1,099			
BARAN	KAREN	RN	10	44,447			10	47,547			
BROWN	CAROL	RN	10	1,099			10	1,099			
BROWN	CAROL	RN	10	44,447			10	47,547			
DORIS	LORRAINE	RN	10	1,099			10	1,099			
DORIS	LORRAINE	RN	10	44,447			10	47,547			
HERBERT	PAMELA	RN	10	1,099			10	1,099			
HERBERT	PAMELA	RN	10	44,447			10	47,547			
ROGERS	DENNIS L	RN	10	879			10	1,099			
ROGERS	DENNIS L	RN	10	44,447			10	47,547			
TOTO	MARYANNE	RN	10	44,447			10	47,547			
TOTO	MARYANNE	RN	10	1,099			10	1,099			
WEIGERT	JOAN	RN	10	220			10	220			
WEIGERT	JOAN	RN	10	879			10	879			
WEIGERT	JOAN	RN	10	8,889			10	38,038			
WEIGERT	JOAN	RN	10	35,558			10	9,509			

SALARY SCHEDULE
2015-2016 SCHOOL YEAR

ATTACHMENT 1

name_last	name_first	Guide	06/30/15 Step	2014-2015	Sub-Total	10 or 20%	2015-16 step	2015-2016	10 or 20%	para longevity	Total 2015-16
SCHEDULE B											
KEMPROWSKI	MARTIN	CUST 2 8HR	14	1,365			14	1,392			
KEMPROWSKI	MARTIN	CUST 2 8HR	14	3,563			14	3,634			
KEMPROWSKI	MARTIN	CUST 2 8HR	14	5,161			14	5,161			
KEMPROWSKI	MARTIN	CUST 2 8HR	14	51,721			14	53,877			
SARIK	JEANNETTE	CUST 2 8HR	14	1,365			14	1,392			
SARIK	JEANNETTE	CUST 2 8HR	14	3,563			14	3,634			
SARIK	JEANNETTE	CUST 2 8HR	14	5,161			14	5,161			
SARIK	JEANNETTE	CUST 2 8HR	14	51,721			14	53,877			
BRANDON	JEROME	FIELDMEN	12	5,163			12	5,163			
BRANDON	JEROME	FIELDMEN	12	51,864			12	53,384			
HERMANS	ALBERT	FIELDMEN	9	3,028			10	3,089			
HERMANS	ALBERT	FIELDMEN	9	41,858			10	44,883			
NOVAK	KEVIN	FIELDMEN	12	1,365			12	1,392			
NOVAK	KEVIN	FIELDMEN	12	4,722			12	4,722			
NOVAK	KEVIN	FIELDMEN	12	51,864			12	53,384			
TOTH	THOMAS	FIELDMEN	12	3,028			12	3,089			
TOTH	THOMAS	FIELDMEN	12	4,722			12	4,722			
TOTH	THOMAS	FIELDMEN	12	51,864			12	53,384			
DELLERT	THOMAS	MAINT. MEN	9	1,365			10	1,392			
DELLERT	THOMAS	MAINT. MEN	9	56,691			10	63,459			
GHIGNA	JOHN	MAINT. MEN	10	1,365			10	1,392			
GHIGNA	JOHN	MAINT. MEN	10	5,366			10	5,366			
GHIGNA	JOHN	MAINT. MEN	10	61,974			10	63,459			
GRAHAM	JAMES	MAINT. MEN	10	1,365			10	1,392			
GRAHAM	JAMES							5,333			
GRAHAM	JAMES	MAINT. MEN	10	5,366			10	5,366			
GRAHAM	JAMES	MAINT. MEN	10	61,974			10	63,459			
KIENHOFER	WILHELM	MAINT. MEN	4	1,365			5	1,392			
KIENHOFER	WILHELM							5,333			
KIENHOFER	WILHELM	MAINT. MEN	4	46,806			5	49,721			
KRAFT	GLEN	MAINT. MEN	10	1,365			11	1,392			
KRAFT	GLEN	MAINT. MEN	10	4,925			11	4,925			
KRAFT	GLEN	MAINT. MEN	10	61,974			11	63,459			
KRAFT	TIMOTHY	MAINT. MEN	10	1,365			11	1,392			
KRAFT	TIMOTHY	MAINT. MEN	10	5,366			11	5,366			
KRAFT	TIMOTHY	MAINT. MEN	10	61,974			11	63,459			
NISTICO	DAMIANO	MAINT. MEN	10	1,365			11	1,392			
NISTICO	DAMIANO	MAINT. MEN	10	5,366			11	5,366			
NISTICO	DAMIANO	MAINT. MEN	10	61,974			11	63,459			
ROBERTS	MICHAEL	MAINT. MEN	10	1,365			11	1,392			
ROBERTS	MICHAEL							5,333			
ROBERTS	MICHAEL	MAINT. MEN	10	5,366			11	5,366			
ROBERTS	MICHAEL	MAINT. MEN	10	61,974			11	63,459			

SALARY SCHEDULE
2015-2016 SCHOOL YEAR

name_last	name_first	Guide	06/30/15 Step	2014-2015	Sub-Total	10 or 20%	2015-16 step	2015-2016	10 or 20%	para longevity	Total 2015-16
BISNAR	ANA MARIE	TECH FIELD	8	11,012			9	11,658			
BISNAR	ANA MARIE	TECH FIELD	8	44,046	55,058		9	46,630			
GEORGES	PAULIN	TECH FIELD	10	1,230			10	1,230			
GEORGES	PAULIN	TECH FIELD	10	2,576			10	2,628			
GEORGES	PAULIN	TECH FIELD	10	12,282			10	12,408			
GEORGES	PAULIN	TECH FIELD	10	49,129	65,217		10	49,633			
MERCADO	REYNALDO	TECH FIELD	2	8,634			3	9,053			
MERCADO	REYNALDO	TECH FIELD	2	34,535	43,168		3	36,210			
PALMIERI	MARK	TECH FIELD	1	8,353			1	8,479			
PALMIERI	MARK	TECH FIELD	1	33,410	41,763		1	33,914			
PASCUAL	ROGELIO	TECH FIELD	5	9,632			6	10,188			
PASCUAL	ROGELIO	TECH FIELD	5	38,526	48,158		6	40,750			
PHILLIPS	ROBERT	TECH FIELD	2	8,634			3	9,053			
PHILLIPS	ROBERT	TECH FIELD	2	34,535	43,168		3	36,210			
SAVALIA	PRATIBHA	TECH FIELD	1	8,353			1	8,479			
SAVALIA	PRATIBHA	TECH FIELD	1	33,410	41,763		1	33,914			
TRICARICO	CHRISTOPHER	TECH FIELD	2	8,634			3	9,053			
TRICARICO	CHRISTOPHER	TECH FIELD	2	34,535	43,168		3	36,210			
MCCOY	SEAN	NET SUP SP	10	1,637			10	1,637			
MCCOY	SEAN	NET SUP SP	10	16,330			10	16,456			
MCCOY	SEAN	NET SUP SP	10	65,322	83,289		10	65,826			

SALARY SCHEDULE
2015-2016 SCHOOL YEAR

ATTACHMENT 1

name_last	name_first	Guide	06/30/15 Step	2014-2015	Sub-Total	10 or 20%	2015-16 step	2015-2016	10 or 20%	para longevity	Total 2015-16
SCHEDULE C											
ABRANTES	DANIELLE	AIDES CERT	1	17,434	15,849	1,585	1	15,919	1,592		17,511
AHEARN	SUSAN	AIDES CERT	14	34,742	28,952	5,790	14	29,102	5,820		34,922
ANDRETTI	MARY	AIDES NO	7	20,922	17,435	3,487	8	17,955	3,591		21,546
ANTONIAZZI	ANNETTE	AIDES CERT	8	21,031	19,119	1,912	9	19,719	1,972		21,691
ATZBI	MONICA	AIDES 15CR	5	20,342	16,952	3,390	6	17,442	3,488		20,930
AVOLA	SHELLEY	AIDES CERT	3	18,319	16,654	1,665	4	17,114	1,711		18,825
BAHUN	EILEEN	AIDES NO	14	33,598	27,998	5,600	14	28,148	5,630		33,778
BAKALCHUK	LAURA	AIDES NO	14	33,598	27,998	5,600	14	28,148	5,630		33,778
BARONE	PATRICIA	AIDES NO	3	17,276	15,705	1,571	4	16,120	1,612		17,732
BEDNARCZUK	KELLY ANN	AIDES NO	9	20,312	18,465	1,847	10	19,050	1,905		20,955
BENFANTE MILLAN	DEBRA	AIDES NO	7	19,179	17,435	1,744	8	17,955	1,796		19,751
BLAIR	DALE WASSERM	AIDES NO	14	30,798	27,998	2,800	14	28,148	2,815		30,963
BORRIELLO	ANDREW	AIDES CERT	3	19,985	16,654	3,331	4	17,114	3,423		20,537
BOWMAN	CHRISTINE	AIDES NO	10	20,933	19,030	1,903	11	19,645	1,965		21,610
BRACHT	CAROL	AIDES CERT	14	34,742	28,952	5,790	14	29,102	5,820		34,922
BROWN	KAREN	AIDES NO	9	22,158	18,465	3,693	10	19,050	3,810		22,860
BUSCETTA	ANDREA	AIDES NO	4	16,100			5	16,540			16,540
CAIAZZO	DIANE	AIDES CERT	10	22,340	20,309	2,031	11	20,969	2,097		23,066
CAMILLARY	MAUREEN	AIDES NO	5	18,172	16,520	1,652	6	16,985	1,699		18,684
CAMPISI	PETER	AIDES NO	1	16,484	14,985	1,499	2	15,355	1,536		16,891
CAPARELLI	CARMELA	AIDES 15CR	3	16,087			4	16,527			16,527
CAPONE	FRANCES	AIDES CERT	2	19,487	16,239	3,248	3	16,674	3,335		20,009
CAPUTO	KATHLEEN	AIDES NO	3	15,705			4	16,120			16,120
CAPUTO ONEIL	DONNA	AIDES CERT	2	17,863	16,239	1,624	3	16,674	1,667		18,341
CARDACI	WENDY	AIDES NO	1	16,484	14,985	1,499	1	15,055	1,506		16,561
CARSON	COLETTE	AIDES CERT	11	23,044	20,949	2,095	12	21,659	2,166		23,825
CASTRONUOVO	MARISA	AIDES CERT	7	20,426	18,569	1,857	8	19,139	1,914		21,053
CHARETTE	KATHLEEN	AIDES NO	12	22,369	20,335	2,034	13	21,985	2,199		24,184
CHARLOP	JUNE	AIDES CERT	10	20,309			11	20,969			20,969
CHIN	VICTOR	AIDES CERT	1	17,434	15,849	1,585	2	16,259	1,626		17,885
CHLEBOWSKI	JULIA	AIDES CERT	9	21,669	19,699	1,970	10	20,329	2,033		22,362
CHOFFO	CAROL	AIDES NO	8	19,729	17,935	1,794	9	18,485	1,849		20,334
CHRIST	HANNA	AIDES CERT	3	18,319	16,654	1,665	4	17,114	1,711		18,825
CIRKS	TAMMIE	AIDES NO	7	19,179	17,435	1,744	8	17,955	1,796		19,751
COGLAND	NANCY	AIDES CERT	9	23,639	19,699	3,940	10	20,329	4,066		24,395
COHEN	CATHY	AIDES CERT	4	20,513	17,094	3,419	5	17,579	3,516		21,095
CONWAY	ANTOINETTE	AIDES NO	9	20,312	18,465	1,847	10	19,050	1,905		20,955
Cordero	Janet	AIDES NO					1	15,055			15,055
CORRAO	KATHERINE	AIDES NO	8	21,522	17,935	3,587	9	18,485	3,697		22,182
DACUNTO	JOANNE	AIDES CERT	1	17,434	15,849	1,585	2	16,259	1,626		17,885
DAMBROSIO	PRUDENCE	AIDES CERT	2	17,863	16,239	1,624	3	16,674	1,667		18,341
DATT	SHEBA	AIDES CERT	2	17,863	16,239	1,624	3	16,674	1,667		18,341
DEALY	ANN	AIDES NO	13	24,162	21,965	2,197	14	23,987	2,399		26,386
DEFEO	STEPHANIE	AIDES CERT	1	17,434	15,849	1,585	1	15,919	1,592		17,511
DEFEO	DIANE	AIDES CERT	14	24,772			14	24,922			24,922
DEMAN	SHARON	AIDES 15CR	1	15,322			2	15,712	1,571		17,283
DISIMILE	ANA	AIDES CERT	5	21,071	17,559	3,512	6	18,069	3,614		21,683
DIVINS	JACQUELINE	AIDES CERT	6	19,854	18,049	1,805	7	18,589	1,859		20,448
DONNELLY	SHANNON	AIDES CERT	1	17,434	15,849	1,585	1	15,919	1,592		17,511

SALARY SCHEDULE
2015-2016 SCHOOL YEAR

ATTACHMENT 1

name_last	name_first	Guide	06/30/15 Step	2014-2015	Sub-Total	10 or 20%	2015-16 step	2015-2016	10 or 20%	para longevity	Total 2015-16
DUFFETT	AIDA	AIDES CERT	2	17,863	16,239	1,624	3	16,674	1,667		18,341
DUNN	CYNTHIA	AIDES NO	6	18,662	16,965	1,697	7	17,455	1,746		19,201
EBERBACH	MARCIA	AIDES CERT	6	18,049			7	18,589			18,589
ENCH	MARY ELLEN	AIDES NO	7	20,922	17,435	3,487	8	17,955	3,591		21,546
EVANS	SHEILA	AIDES CERT	13	23,049			14	24,922			24,922
FAZIO	SAMANTHA	AIDES CERT	1	17,434	15,849	1,585	1	15,919	1,592		17,511
FEINBERG	LINDA	AIDES CERT	14	4,180			14	4,180			4,180
FEINBERG	LINDA	AIDES CERT	14	24,772			14	24,922			24,922
FONAREV	LENA	AIDES CERT	1	17,434	15,849	1,585	1	15,919	1,592		17,511
FORMICA	BERNADETTE	AIDES NO	2	16,869	15,335	1,534	3	15,725	1,573		17,298
FRANTINO	MAUREEN	AIDES CERT	1	17,434	15,849	1,585	2	16,259	1,626		17,885
FUENTES	JOANNE	AIDES NO	5	18,172	16,520	1,652	6	16,985	1,699		18,684
FUGARO	TANIA	AIDES CERT	7	20,426	18,569	1,857	8	19,139	1,914		21,053
GALIOTO	ROSEMARY	AIDES NO	12	20,335			13	21,985			21,985
GAMBA	REBECCA	AIDES CERT	2	16,239			3	16,674			16,674
GIAQUINTA	LISA	AIDES NO	11	21,588	19,625	1,963	12	20,355	2,036		22,391
GOLDIN	DALE	AIDES 15CR	14	4,168			14	4,168			4,168
GOLDIN	DALE	AIDES 15CR	14	24,186			14	24,336			24,336
GRAZIOLI	SHERRI	AIDES NO	5	16,520			6	16,985			16,985
GRIMALDI	LARAINÉ	AIDES NO	7	17,435			8	17,955			17,955
GULA	LAURA	AIDES CERT	6	19,854	18,049	1,805	7	18,589	1,859		20,448
HADZIMICHALIS	CYNTHIA	AIDES NO	13	26,358	21,965	4,393	14	23,987	4,797		28,784
HAROOTUNIAN	LINDA	AIDES NO	14	30,798	27,998	2,800	14	28,148	2,815		30,963
HARRIS	EILEEN	AIDES CERT	5	19,315	17,559	1,756	6	18,069	1,807		19,876
HARTRUM	DEBRA	AIDES NO	11	21,588	19,625	1,963	12	20,355	2,036		22,391
HEGARTY	MARY ANN	AIDES NO	11	21,587	19,625	1,962	12	20,355	2,036		22,391
HILOWITZ	ELIZABETH	AIDES CERT	6	19,854	18,049	1,805	7	18,589	1,859		20,448
HOGEN	ROSEMARY	AIDES CERT	10	20,309			11	20,969			20,969
HORAN	MARY	AIDES NO	11	23,550	19,625	3,925	12	20,355	4,071		24,426
HUI WONG	JOSEPHINE	AIDES CERT	10	22,340	20,309	2,031	11	20,969	2,097		23,066
HURST	EMILIA	AIDES NO	14	4,384			14	4,384			4,384
HURST	EMILIA	AIDES NO	14	23,837			14	23,987			23,987
JEZYCKI	DOREEN	AIDES CERT	3	18,319	16,654	1,665	4	17,114	1,711		18,825
JOHNSON	CHERYL	AIDES CERT	14	4,180			14	4,180			4,180
JOHNSON	CHERYL	AIDES CERT	14	24,772			14	24,922			24,922
KILLIAN	DONNA	AIDES NO	14	26,221	23,837	2,384	14	28,148	2,815		30,963
KIRSCHNER	SUSANNE	AIDES NO	14	4,161			14	4,161			4,161
KIRSCHNER	SUSANNE	AIDES NO	14	23,837			14	23,987			23,987
KLEIN	BARBARA	AIDES CERT	6	19,854	18,049	1,805	7	18,589	1,859		20,448
KLOTZ	IDA	AIDES CERT	11	23,044	20,949	2,095	12	21,659	2,166		23,825
KURTZ	LUCIA	AIDES CERT	1	17,434	15,849	1,585	2	16,259	1,626		17,885
LACAVA	JOANNE	AIDES NO	9	18,465			10	19,050			19,050
LACONTI	ROXANNE	AIDES CERT	7	20,426	18,569	1,857	8	19,139	1,914		21,053
LARKIN	DIANE	AIDES CERT	6	18,049			7	18,589			18,589
LAZOFISKY	JANET	AIDES CERT	7	22,283	18,569	3,714	8	19,139	3,828		22,967
LEIGHT	SHARON	AIDES NO	3	17,276	15,705	1,571	4	16,120	1,612		17,732
LENNERT	AMY	AIDES CERT	1	17,434	15,849	1,585	2	16,259	1,626		17,885
LISI	MARIA	AIDES CERT	4	17,094			5	17,579			17,579
MAFFEI	BETH L	AIDES CERT	10	20,309			11	20,969			20,969
MAICHIN	KERRY	AIDES NO	1	16,484	14,985	1,499	2	15,355	1,536		16,891
MANISE	CATHERINE	AIDES NO	14	26,221	23,837	2,384	14	28,148	2,815		30,963
MARKELL FOO	DAWN	AIDES CERT	2	17,863	16,239	1,624	3	16,674	1,667		18,341

SALARY SCHEDULE
2015-2016 SCHOOL YEAR

ATTACHMENT 1

name_last	name_first	Guide	06/30/15 Step	2014-2015	Sub-Total	10 or 20%	2015-16 step	2015-2016	10 or 20%	para longevity	Total 2015-16
MAROTTOLI	CAROLYN	AIDES NO	5	18,172	16,520	1,652	6	16,985	1,699		18,684
MASSATO	SABRINA	AIDES CERT	1	17,434	15,849	1,585	1	15,919	1,592		17,511
MATEYKA	DIANA LYNN	AIDES NO	7	19,179	17,435	1,744	8	17,955	1,796		19,751
MAZUR	CINDY	AIDES CERT	1	17,434	15,849	1,585	1	15,919	1,592		17,511
MAZZELLA	LAURA	AIDES NO	2	16,869	15,335	1,534	3	15,725	1,573		17,298
MCDEVITT	GLORIA	AIDES NO	7	17,435			8	17,955			17,955
MCGRANE	STEPHANIE	AIDES CERT	1	8,717			1	15,919	1,592		17,511
MCINTOSH	TINA	AIDES NO	4	19,320	16,100	3,220	5	16,540	3,308		19,848
MECHKOWSKI	LAURA	AIDES CERT	2	19,487	16,239	3,248	3	16,674	3,335		20,009
MEHTA	VARSHA	AIDES CERT	3	18,319	16,654	1,665	4	17,114	1,711		18,825
MEINDL	DEIRDRE	AIDES CERT	2	16,239			3	16,674			16,674
Mercurio	Giovanna	AIDES CERT					1	15,919			15,919
MILAZZO	LISA	AIDES NO	2	16,869	15,335	1,534	3	15,725	1,573		17,298
NATALE	REGINA	AIDES CERT	7	20,426	18,569	1,857	8	19,139	1,914		21,053
NOLAN	MARILYN	AIDES CERT	6	19,854	18,049	1,805	7	18,589	1,859		20,448
OLSEN	HEATHER	AIDES CERT	2	17,863	16,239	1,624	3	16,674	1,667		18,341
PACE	MIRIAM	AIDES CERT	5	19,315	17,559	1,756	6	18,069	1,807		19,876
PALETTE	MELANIE	AIDES CERT	3	18,319	16,654	1,665	4	17,114	1,711		18,825
PARI	ANN MARIE	AIDES CERT	4	18,803	17,094	1,709	5	17,579	1,758		19,337
PARKIN	CARRIE	AIDES CERT	12	23,803	21,639	2,164	13	23,069	2,307		25,376
PENKSA	AUDREY	AIDES NO	6	20,358	16,965	3,393	7	17,455	3,491		20,946
PERODEAU	DEBORAH	AIDES CERT	14	31,847	28,952	2,895	14	29,102	2,910		32,012
PESHORI	NEELU	AIDES CERT	2	17,863	16,239	1,624	3	16,674	1,667		18,341
PETERSON	DEBRA	AIDES 15CR	1	16,854	15,322	1,532	2	15,712	1,571		17,283
PLUCHINO	MANDANA	AIDES CERT	5	21,071	17,559	3,512	6	18,069	3,614		21,683
PONTICELLO	ROBIN	AIDES NO	6	20,358	16,965	3,393	7	17,455	3,491		20,946
RABA	LOIS	AIDES NO	14	30,798	27,998	2,800	14	28,148	2,815		30,963
REDDEN	KRISTINE	AIDES NO	14	30,798	27,998	2,800	14	28,148	2,815		30,963
REED	DEBRA ANNE	AIDES NO	14	23,837			14	23,987			23,987
REED	DEBRA ANNE	AIDES NO	14				14		4,161		4,161
RESNICK	CHERIE	AIDES CERT	7	20,426	18,569	1,857	8	19,139	1,914		21,053
REYES	ASCENCION	AIDES NO	2	16,869	15,335	1,534	3	15,725	1,573		17,298
RICHARD	DEBORAH	AIDES CERT	10	20,309			11	20,969			20,969
RIFKIN	LISA	AIDES NO	14	4,161			14	4,161			4,161
RIFKIN	LISA	AIDES NO	14	23,837			14	23,987			23,987
RIPORTI	MARIA	AIDES NO	6	18,662	16,965	1,697	7	17,455	1,746		19,201
ROSEBURGH	GREGORY	AIDES CERT	5	21,071	17,559	3,512	6	18,069	3,614		21,683
ROSEBURGH	FRANCINE	AIDES CERT	1	17,975	15,849	2,126	1	15,919	1,592		17,511
ROVENTINI	DINA	AIDES NO	1	16,484	14,985	1,499	2	15,355	1,536		16,891

SALARY SCHEDULE
2015-2016 SCHOOL YEAR

name_last	name_first	Guide	06/30/15 Step	2014-2015	Sub-Total	10 or 20%	2015-16 step	2015-2016	10 or 20%	para longevity	Total 2015-16
RUIZ	LISA	AIDES NO	5	18,172	16,520	1,652	6	16,985	1,699		18,684
SANKAR	GRACE	AIDES NO	7	17,435			8	17,955			17,955
SANTORA	DENISE	AIDES CERT	2	17,863	16,239	1,624	3	16,674	1,667		18,341
SANTURRO	LYNN	AIDES NO	1	16,484	14,985	1,499	2	15,355	1,536		16,891
SASTOQUE	MELISSA	AIDES CERT	2	19,487	16,239	3,248	3	16,674	3,335		20,009
SCHAEFER	WENDY	AIDES CERT	6	18,049			7	18,589			18,589
SCHAFFER	HARRIET	AIDES CERT	6	18,049			7	18,589			18,589
SCHMIDT	NANCY	AIDES CERT	12	25,967	21,639	4,328	13	23,069	4,614		27,683
SCHULTZ	KAREN	AIDES NO	4	19,320	16,100	3,220	5	16,540	3,308		19,848
SCOTTO DICLEMENTE	GIULIA	AIDES NO	7	20,922	17,435	3,487	8	17,955	3,591		21,546
SEBAR	THERESA	AIDES NO	14	23,837			14	23,987			23,987
SEBAR	THERESA	AIDES NO					14	4,161			4,161
SETTIMO	TONI	AIDES CERT	6	19,854	18,049	1,805	7	18,589	1,859		20,448
SGOTTO	NICOLE	AIDES NO	5	18,172	16,520	1,652	6	16,985	1,699		18,684
SILVERBERG	MARSHA	AIDES CERT	6	18,049			7	18,589			18,589
SPINNER	KELLIE	AIDES CERT	9	19,699			10	20,329			20,329
STETSON	ZONNIA	AIDES CERT	10	20,309			11	20,969			20,969
STRICKON	KATHERINE	AIDES NO	10	19,030			11	19,645			19,645
SUAREZ	CAROL	AIDES NO	3	17,276	15,705	1,571	4	16,120	1,612		17,732
TARANTO	LINDA	AIDES NO	1	16,484	14,985	1,499	1	15,055	1,506		16,561
TONNISEN	LISA	AIDES NO	14	26,221	23,837	2,384	14	28,148	2,815		30,963
TRISCHETTI	SUSAN	AIDES NO	6	18,662	16,965	1,697	7	17,455	1,746		19,201
TUCCI	PATRICIA	AIDES NO	3	15,705			4	16,120			16,120
TUERK	SUSAN	AIDES CERT	9	19,699			10	20,329			20,329
TURKENITZ	JEFFREY	AIDES CERT	9	23,639	19,699	3,940	10	20,329	4,066		24,395
VAGTS	AIMEE	AIDES NO	6	18,662	16,965	1,697	7	17,455	1,746		19,201
VALENTINE	GINA	AIDES CERT	9	21,669	19,699	1,970	10	20,329	2,033		22,362
VENEZIALE	JOANN	AIDES NO	1	17,982	14,985	2,997	1	15,055	3,011		18,066
VENTO	TERESA	AIDES NO	2	16,869	15,335	1,534	3	15,725	1,573		17,298
VENTURA	DONNA	AIDES CERT	7	20,426	18,569	1,857	8	19,139	1,914		21,053
VIEIRA	ROSEMARY	AIDES NO	8	17,935			9	18,485			18,485
VINCENTINI	GAIL	AIDES CERT	12	21,639			13	23,069			23,069
WALTERS	LINDA	AIDES NO	14	33,598	27,998	5,600	14	28,148	5,630		33,778
WEINSTEIN	REBECCA	AIDES CERT	5	19,315	17,559	1,756	6	18,069	1,807		19,876
WILKINSON	HANNAH	AIDES NO	14	30,798	27,998	2,800	14	28,148	2,815		30,963
WILSON	MARY ELLEN	AIDES NO	12	22,369	20,335	2,034	13	21,985	2,199		24,184
WISSNER	LORI	AIDES NO	12	20,335			13	21,985			21,985
WONG	RICHARDSON	AIDES CERT	9	21,669	19,699	1,970	10	20,329	2,033		22,362
WUNDER	APRIL	AIDES NO	5	18,172	16,520	1,652	6	16,985	1,699		18,684
ZLOTKOWSKI	MARGARET	AIDES NO	10	19,030			11	19,645			19,645

SALARY SCHEDULE
2015-2016 SCHOOL YEAR

name_last	name_first	Guide	06/30/15 Step	2014-2015	Sub-Total	10 or 20%	2015-16 step	2015-2016	10 or 20%	para longevity	Total 2015-16
SCHEDULE D											
ABBRUSCATO	ROSEANN	TEA MA+45	16	1,850			18	1,887			
ABBRUSCATO	ROSEANN	TEA MA+45	16	5,708			18	5,708			
ABBRUSCATO	ROSEANN	TEA MA+45	16	101,068			18	102,268			
ABRAMS	DENA	TEA BA	16	10,345			18	10,449			
ABRAMS	DENA	TEA BA	16	86,368			18	87,568			
ABRAMS	DENA	TEA BA	16	5,414			18	5,414			
ADELFO	PATRICIA	TEA BA+15	10	60,537			11	63,139			
ADELFO	PATRICIA	TEA BA+15						10,821			
ADINOLFI	ALEXIS	TEA MA+30	1	1,981			2	2,021			
ADINOLFI	ALEXIS	TEA MA+30	1	52,169			2	54,286			
AGNIHOTRI	NEELAM	TEA MA+45	16	5,708			18	5,708			
AGNIHOTRI	NEELAM	TEA MA+45	16	101,068			18	102,268			
AHMEMULIC	JENNIFER	TEA MA+30	11	70,654			12	74,036			
ALEXANDER	PATRICIA	TEA MA	9	62,540			10	64,999			
ALFANO	DINEEN	TEA MA	16	5,555			18	5,555			
ALFANO	DINEEN	TEA MA	16	93,382			18	94,582			
ALI	MOHAMED	TEA DOCT.	12	76,445			13	80,507			
ALICEA	BENJAMIN	TEA DOCT.	12	76,445			13	80,507			
ALLEN	ANDREA	TEA MA	5	55,415			6	57,582			
ALPERT	MANDY	TEA MA	5	55,415			6	57,582			
ALSPACH	PATRICIA	TEA MA+45	16	5,708			18	5,708			
ALSPACH	PATRICIA	TEA MA+45	16	101,068			18	102,268			
ALVAREZ	JOANN	TEA MA+45	16	6,665			18	6,665			
ALVAREZ	JOANN	TEA MA+45	16	101,068			18	102,268			
AMENDOLA	ANDREW	TEA MA	2	1,850			3	1,887			
AMENDOLA	ANDREW	TEA MA	2	50,935			3	52,962			
ANASTASIO	MICHAEL	TEA BA	9	56,611			10	58,993			
ANDERSON	PATRICIA	TEA MA+30	16	3,571			18	3,642			
ANDERSON	PATRICIA	TEA MA+30	16	5,676			18	5,676			
ANDERSON	PATRICIA	TEA MA+30	16	99,431			18	100,631			
ANDREACCI	NICHOLAS	TEA BA+15	16	5,433			18	5,433			
ANDREACCI	NICHOLAS	TEA BA+15	16	87,309			18	88,509			
ANDREWS	BRIAN	TEA MA	7	58,800			8	61,067			
APUZZO	KRISTIN	TEA BA	2	46,261			3	48,143			
ARCIERO	JANINE	TEA MA+30	2	50,935			3	55,726			
ARICO	JENNIFER	TEA MA+45	16	5,708			18	5,708			
ARICO	JENNIFER	TEA MA+45	16	101,068			18	102,268			
ARMETTA	JANE	TEA MA+30	16	704			18	718			
ARMETTA	JANE	TEA MA+30	16	5,676			18	5,676			
ARMETTA	JANE	TEA MA+30	16	99,431			18	100,631			
ARMSTRONG	DANIELLE	TEA BA	2	46,261			3	48,143			
ASCIONE	ANGELO	TEA MA	16	5,555			18	5,555			
ASCIONE	ANGELO	TEA MA	16	93,382			18	94,582			
ATWATER	NANCY	TEA MA	12	68,990			13	72,422			
AYAD	RAMZY	TEA MA	16	5,555			18	5,555			
AYAD	RAMZY	TEA MA	16	93,382			18	94,582			
AZER	CHRISTIANE	TEA BA	2	46,261			3	48,143			

SALARY SCHEDULE
2015-2016 SCHOOL YEAR

ATTACHMENT 1

name_last	name_first	Guide	06/30/15 Step	2014-2015	Sub-Total	10 or 20%	2015-16 step	2015-2016	10 or 20%	para longevity	Total 2015-16
BACELO	HEATHER	TEA MA	13	71,510			14	75,967			
BAHUN	JEREMY	TEA MA	8	60,620			9	63,022			
BAHUN	GREG	TEA MA+30	16	5,676			18	5,676			
BAHUN	GREG	TEA MA+30	16	99,431			18	100,631			
BAKER	AUDREY	TEA BA+15	16	1,611			18	2,482			
BAKER	AUDREY	TEA BA+15	16	5,433			18	5,433			
BAKER	AUDREY	TEA BA+15	16	87,309			18	88,509			
BALERNO	DEREK R	TEA BA	12	62,421			13	65,893			
BALSAM	BROOKE	TEA MA+45	3	56,751			4	58,923			
BANNON	KEVIN	TEA MA	14	76,030			15	79,999			
BARBAGALLO	ANDREA	TEA BA	14	69,931			15	73,968			
BARON	MICHELE	TEA BA	16	5,414			18	5,414			
BARON	MICHELE	TEA BA	16	86,368			18	87,568			
BARRETT	TRICIA	TEA MA+45	8	65,651			9	68,223			
BARROW WHITE	NICOLE	TEA BA	11	60,361			12	63,293			
BASSILY	PATRICIA	TEA MA	9	62,540			10	64,999			
BATSCH	FRANK	TEA BA	16	5,414			18	5,414			
BATSCH	FRANK	TEA BA	16	86,368			18	87,568			
BATSON PASQUA	WENDY	TEA BA	6	51,726			7	53,743			
BATTAGLINO TRAINOR	DIONNE	TEA MA	9	62,540			10	64,999			
BAYUK	ANTONIO	TEA MA+45	15	91,001			17	95,828			
BEAN	KELLYANNE	TEA BA	2	46,261			3	48,143			
BEAN	BETTIE	TEA BA	12	62,421			13	65,893			
BECKER	MARISSA	TEA BA	2	772			3	787			
BECKER	MARISSA	TEA BA	2	46,261			3	48,143			
BECKER	SHAREE	TEA MA+30	16	704			18	718			
BECKER	SHAREE	TEA MA+30	16	5,555			18	5,676			
BECKER	SHAREE	TEA MA+30	16	99,431			18	100,631			
BECKMANN	MEGAN	TEA BA+15	4	772			4	787			
BECKMANN	MEGAN	TEA BA+15	4	50,587			4	51,169			
BECKWITH	MICHAEL	TEA MA	8	60,620			9	63,022			
BELL	COLIN	TEA BA	2	46,261			3	48,143			
BENNETT	MICHAEL	TEA BA+15	8	56,887			9	59,149			
BENNETTI	ROBERT	TEA BA	1	45,061			1	46,943	Its		
BENTZLEY	CEANE	TEA MA+30	15	412			17	420			
BENTZLEY	CEANE	TEA MA+30	15	1,850			17	1,887			
BENTZLEY	CEANE	TEA MA+30	15	89,364			17	94,191			
BERBERIAN	MARK	TEA MA	1	24,802			2	25,809			
BERBERIAN	MARK	TEA MA	1	24,803			2	25,809			
BERG	SHELLEY	TEA MA+45	16	1,236			18	1,736			
BERG	SHELLEY	TEA MA+45	16	5,708			18	5,708			
BERG	SHELLEY	TEA MA+45	16	101,068			18	102,268			
BERKUTA	CHERYL	TEA MA	12	704			13	718			
BERKUTA	CHERYL	TEA MA	12	68,990			13	72,422			
BEVERLY	SCOTT	TEA BA	7	10,345			8	10,449			
BEVERLY	SCOTT	TEA BA	7	53,271			8	55,343			
BIEL	JENNIFER	TEA MA	16	5,555			18	5,555			
BIEL	JENNIFER	TEA MA	16	93,382			18	94,582			
BILELLO	MICHAEL	TEA MA	14	76,030			15	79,999			
BILELLO III	ANTHONY	TEA MA	3	1,533			4	1,564			
BILELLO III	ANTHONY	TEA MA	3	52,350			4	54,427			

SALARY SCHEDULE
2015-2016 SCHOOL YEAR

ATTACHMENT 1

name_last	name_first	Guide	06/30/15 Step	2014-2015	Sub-Total	10 or 20%	2015-16 step	2015-2016	10 or 20%	para longevity	Total 2015-16
BILL	ALLISON	TEA BA	3	47,531			4	49,443			
BILL	JONATHAN	TEA MA+45	6	57,065			7	64,143			
BILOWCHTCHUK	LUBA	TEA MA	16	5,555			18	5,555			
BILOWCHTCHUK	LUBA	TEA MA	16	93,382			18	94,582			
BINDER	JUDITH	TEA MA	16	5,555			18	5,555			
BINDER	JUDITH	TEA MA	16	93,382			18	94,582			
BIRSIN	MARY LYNN	TEA MA+45	16	5,708			18	5,708			
BIRSIN	MARY LYNN	TEA MA+45	16	12,359			18	12,463			
BIRSIN	MARY LYNN	TEA MA+45	16	101,068			18	102,268			
BLASCO	NATALIE	TEA BA+15	2	47,862			3	49,804			
BLAUVELT	PATRICIA	TEA MA	16	5,555			18	5,555			
BLAUVELT	PATRICIA	TEA MA	16	11,413			18	11,514			
BLAUVELT	PATRICIA	TEA MA	16	93,382			18	94,582			
BLOOM	PHYLLIS	TEA MA+45	16	412			18	420			
BLOOM	PHYLLIS	TEA MA+45	16	1,850			18	1,887			
BLOOM	PHYLLIS	TEA MA+45	16	101,068			18	102,268			
BODENSTEIN	FAYE	TEA MA+45	8	412			9	420			
BODENSTEIN	FAYE	TEA MA+45	8	1,850			9	1,887			
BODENSTEIN	FAYE	TEA MA+45	8	65,651			9	68,223			
BODINO	JENIFER	TEA BA	4	48,861			5	50,793			
BOEMIO	JESSICA	TEA BA+15	2	47,862			3	49,804			
BOLAND	KIMBERLEY	TEA BA	2	46,261			3	48,143			
BONCICH	STEPHANIE	TEA BA	2	46,261			3	48,143			
BONCICH	JUDITH	TEA MA	16	5,555			18	5,555			
BONCICH	JUDITH	TEA MA	16	93,382			18	94,582			
BONETT	GABRIELLE	TEA BA	1	45,061			1	46,943			
BONFANTE	MICHELLE	TEA MA+45	16	5,708			18	5,708			
BONFANTE	MICHELLE	TEA MA+45	16	101,068			18	102,268			
BONK	JENNIFER	TEA MA	16	5,555			18	5,555			
BONK	JENNIFER	TEA MA	16	93,382			18	94,582			
BONK	ANGELA	TEA MA	10	64,570			11	67,352			
BONO	LORYN	TEA BA	1	45,061			1	46,943			
BORNSTEIN BEDOYA	ROSE	TEA MA+45	10	1,236			11	1,261			
BORNSTEIN BEDOYA	ROSE	TEA MA+45	10	69,951			11	72,923			
BORRE	VICTORIA	TEA MA	11	66,720			12	69,862			
BORRIELLO	ANDREW	TEA MA	4	53,845			4	54,427			
BORRIELLO	ANDREW	TEA MA						10,885			
BORRIELLO	ERIN	TEA MA	8	60,620			9	63,022			
BRACKEN	CHRISTINE	TEA MA+45	14	81,314			15	86,988			
BRAUER	ASTRA	TEA MA	5	52,052			6	57,582			
BRENNAN JR	HAROLD	TEA MA+30	16	1,533			18	1,564			
BRENNAN JR	HAROLD	TEA MA+30	16	6,633			18	6,633			
BRENNAN JR	HAROLD	TEA MA+30	16	99,431			18	100,631			
BRODER	VICKI	TEA MA+30	16	704			18	718			
BRODER	VICKI	TEA MA+30	16	5,676			18	5,676			
BRODER	VICKI	TEA MA+30	16	99,431			18	100,631			
BROWN	JAMIE	TEA MA+45	12	1,626			13	1,659			
BROWN	JAMIE	TEA MA+45	12	74,801			13	78,863			
BRUNETTI	SARA	TEA MA	8	54,896			9	63,022			
BRUNO	JACLYN	TEA MA	7	55,197			8	61,067			
BRYBAG	JUSTINE	TEA BA	1	45,061			2	46,943			

SALARY SCHEDULE
2015-2016 SCHOOL YEAR

ATTACHMENT 1

name_last	name_first	Guide	06/30/15 Step	2014-2015	Sub-Total	10 or 20%	2015-16 step	2015-2016	10 or 20%	para longevity	Total 2015-16
BUCIOR	EDWARD	TEA MA	3	49,192			4	54,427			
BUDRECKI	REBECCA	TEA MA	2	412			3	420			
BUDRECKI	REBECCA	TEA MA	2	1,850			3	1,887			
BUDRECKI	REBECCA	TEA MA+30	2	50,935			3	55,726			
BURD	THERESA	TEA MA	16	5,555			18	5,555			
BURD	THERESA	TEA MA	16	93,382			18	94,582			
BURICA	CHRISTOPHER	TEA MA	2	50,935			3	52,962			
BURNLEY	ROGER	TEA BA	10	58,436			11	60,993			
BUXBAUM	PAMELA	TEA BA	16	6,371			18	6,371			
BUXBAUM	PAMELA	TEA BA	16	86,368			18	87,568			
BYSTREK	LINDA	TEA MA+45	16	5,708			18	5,708			
BYSTREK	LINDA	TEA MA+45	16	101,068			18	102,268			
CABAN	FAITH	TEA MA	9	62,540			10	64,999			
CACOLICE	JOYCE	TEA MA	13	71,510			14	75,967			
CAIAZZO	MICHAEL	TEA BA	3	47,531			4	49,443			
CALDWELL	KATHERINE	TEA MA	10	64,570			11	67,352			
CALIENTE	JACQUELYN	TEA MA	8	60,620			9	63,022			
CAMPBELL	JACK	TEA MA	16	7,469			18	7,469			
CAMPBELL	JACK	TEA MA	16	93,382			18	94,582			
CAMPBELL	KAREN	TEA MA+30	9	66,104			10	68,871			
CANGELOSI	VITO	TEA MA+45	15	12,359			17	12,463			
CANGELOSI	VITO	TEA MA+45	15	91,001			17	95,828			
CANOSE	JUDITH	TEA MA	12	68,990			13	72,422			
CANZANO	MICHAEL	TEA BA	10	58,436			11	60,993			
CAPOLINO	KRISTIN	TEA BA	1	45,061			1	46,943			
CARABELLESE	BETH	TEA MA	2	50,935			3	52,962			
CARLO	STEPHANIE	TEA BA	2	46,261			3	48,143			
CARRINGTON	LINDA	TEA MA	16	704			18	718			
CARRINGTON	LINDA	TEA MA	16	5,555			18	5,555			
CARRINGTON	LINDA	TEA MA	16	93,382			18	94,582			
CARROLL	LAUREN	TEA BA	2	46,261			3	48,143			
CASSIDY	KRISTEN	TEA MA+30	9	66,104			10	68,871			
CASTELLANO	KENDRA	TEA BA	5	50,256			6	52,243			
CELENTANO	KRISTEN	TEA MA	14	76,030			15	79,999			
CELIK	SELDA	TEA MA+45	10	69,951			11	72,923			
CERTA	CATHERINE	TEA MA+45	16	7,622			18	7,622			
CERTA	CATHERINE	TEA MA+45	16	101,068			18	102,268			
CHAREST	CLAUDIA	TEA MA	15	3,571			17	3,642			
CHAREST	CLAUDIA	TEA MA	15	83,705			17	88,532			
CHATTERJEE	SHARMISTA	TEA MA+30	10	68,314			11	71,286			
CHELEDNIK	CHARLES	TEA MA	16	5,555			18	5,555			
CHELEDNIK	CHARLES	TEA MA	16	93,382			18	94,582			
CHENCHARIK	TARA	TEA MA	5	55,415			5	55,952			
CHERNET	AMY	TEA BA	8	10,345			9	10,449			
CHERNET	AMY	TEA BA	8	54,896			9	57,093			
CHEROFSKY	ESTELLE	TEA MA+30	16	99,431			18	100,631			
CHEROFSKY	ESTELLE							5,676			
CHESAKIS	SUSAN	TEA MA	9	62,540			10	64,999			
CHIN	STEPHANIE	TEA BA	14	69,931			15	73,968			
CICALE SHARRON	NANCY	TEA MA+30	16	5,676			18	5,676			
CICALE SHARRON	NANCY	TEA MA+30	16	99,431			18	100,631			

SALARY SCHEDULE
2015-2016 SCHOOL YEAR

ATTACHMENT 1

name_last	name_first	Guide	06/30/15 Step	2014-2015	Sub-Total	10 or 20%	2015-16 step	2015-2016	10 or 20%	para longevity	Total 2015-16
CICCONE	COURTNEY	TEA BA	1	772			2	787			
CICCONE	COURTNEY	TEA BA	1	45,061			2	46,943			
CIMINO	AMY	TEA BA	5	50,256			6	52,243			
CIMIS	EUGENE	TEA BA	12	62,421			13	65,893			
CIMOROSI	DEBRA	TEA MA	9	62,540			9	63,022	Its		
CIRANGLE	AUDREY	TEA MA+30	14	704			15	718			
CIRANGLE	AUDREY	TEA MA+30	14	81,314			15	85,351			
CIRILLO	CARL	TEA BA	15	10,345			17	10,449			
CIRILLO	CARL	TEA BA	15	77,241			17	82,068			
CIRILLO	LYNNA	TEA MA+30	9	1,981			10	2,021			
CIRILLO	LYNNA	TEA MA+30	9	66,104			10	68,871			
CLARK	TERESA	TEA MA	16	1,533			18	1,564			
CLARK	TERESA	TEA MA	16	5,555			18	5,555			
CLARK	TERESA	TEA MA	16	93,382			18	94,582			
CLAWSON	TRACEY	TEA MA	15	83,705			17	88,532			
CLEARY	RACHEL	TEA BA	1	45,061			1	46,943			
CLEMENTE	NICOLE	TEA MA	5	52,052			6	57,582			
CLINE	ADRIAN	TEA BA	9	10,345			10	10,449			
CLINE	ADRIAN	TEA BA	9	56,611			10	58,993			
COCCA	LAUREN	TEA BA	7	53,271			8	55,343			
COCHRAN	CATHLEEN	TEA MA+30	13	704			14	718			
COCHRAN	CATHLEEN	TEA MA+30	13	76,314			14	81,251			
COCKRILL	ADELE	TEA BA	16	4,311			18	4,354			
COCKRILL	ADELE	TEA BA	16	5,414			18	5,414			
COCKRILL	ADELE	TEA BA	16	86,368			18	87,568			
COHEN	NANCY	TEA MA	3	52,350			3	52,962			
COLETTI	KEVIN	TEA MA+45	3	11,023			4	11,785			
COLETTI	KEVIN	TEA MA+45	3	55,114			4	58,923			
COLETTI	LOUISE ANN	TEA MA+45	16	6,665			18	6,665			
COLETTI	LOUISE ANN	TEA MA+45	16	101,068			18	102,268			
COLLINS SODANO	KATHLEEN	TEA MA	16	6,512			18	6,512			
COLLINS SODANO	KATHLEEN	TEA MA	16	93,382			18	94,582			
COLON	RAFAEL	TEA MA+30	8	56,887			9	66,586			
COLON	RAFAEL	TEA MA+30						12,135			
COLVELL	STEPHANIE	TEA MA	9	62,540			10	64,999			
COMITINI	WILLIAM	TEA MA+45	10	68,314			11	72,923			
COMPTON	NANCY	TEA BA+15	6	53,587			7	55,669			
CONTICCHIO	JENNIFER	TEA MA	2	50,935			3	52,962			
CONTICCHIO	MICHELE	TEA MA+45	16	5,708			18	5,708			
CONTICCHIO	MICHELE	TEA MA+45	16	101,068			18	102,268			
CONWAY	JAIME	TEA BA	11	60,361			12	63,293			
COOK DEGREGORIO	ERIN	TEA BA+15	5	52,052			6	54,104			
COOPERSMITH	TERRY	TEA MA+30	16	5,676			18	5,676			
COOPERSMITH	TERRY	TEA MA+30	16	99,431			18	100,631			
COPPA	AMANDA	TEA BA	1	45,061			2	46,943			
CORBETT	ROSEANNE	TEA MA	9	62,540			10	64,999			
CORCIONE	ANGELA	TEA BA	1	45,061			1	46,943			
CORRIGAN	MICHAEL	TEA MA	16	5,555			18	5,555			
CORRIGAN	MICHAEL	TEA MA	16	93,382			18	94,582			
CORSENTINO	KATHLEEN	TEA MA	1	1,850			2	1,887			
CORSENTINO	KATHLEEN	TEA MA	1	49,605			2	51,617			

SALARY SCHEDULE
2015-2016 SCHOOL YEAR

ATTACHMENT 1

name_last	name_first	Guide	06/30/15 Step	2014-2015	Sub-Total	10 or 20%	2015-16 step	2015-2016	10 or 20%	para longevity	Total 2015-16
COSTA	LINDA WEISS	TEA MA	15	83,705			17	88,532			
COTIS	ANNA	TEA MA	9	62,540			9	63,022			
COTUGNO	ROBERT	TEA BA	2	46,261			3	48,143			
COTUGNO	CHRISTINE	TEA MA	9	62,540			10	64,999			
COUGHLIN	DARLENE	TEA MA	16	6,512			18	6,512			
COUGHLIN	DARLENE	TEA MA	16	93,382			18	94,582			
COUSENS	KEITH	TEA BA+15	16	5,433			18	5,433			
COUSENS	KEITH	TEA BA+15	16	87,309			18	88,509			
CRAGO	MICHELLE	TEA MA	6	57,065			7	59,272			
CRAIN	KATHERINE	TEA MA+30	7	62,034			8	64,461			
CREVELING	ELIZABETH	TEA MA+30	6	60,159			7	62,506			
CRISCUOLO	LAUREN	TEA BA	1	45,061			1	46,943			
CROWTHER	JESSICA	TEA MA	8	30,310			9	31,511			
CROWTHER	JESSICA	TEA MA	8	30,310			9	31,511			
CROWTHER	CLIFFORD	TEA MA	10	64,570			11	67,352			
CRUZ MORAN	LEEANA	TEA MA	5	52,052			6	57,582			
CUNHA	KIMBERLY	TEA MA	4	53,845			4	54,427			
CURRY	CORINNE	TEA BA+15	14	71,552			15	75,589			
CURRY	MICHELLE	TEA MA+45	16	5,708			18	5,708			
CURRY	MICHELLE	TEA MA+45	16	101,068			18	102,268			
CURTIS	MICHELLE	TEA MA+30	9	62,540			9	66,586			
CURTIS	MICHAEL	TEA MA+30	12	73,164			13	77,226			
CZARKOWSKI	JEAN	TEA MA+30	15	412			17	420			
CZARKOWSKI	JEAN	TEA MA+30	15	1,850			17	1,887			
CZARKOWSKI	JEAN	TEA MA+30	15	89,364			17	94,191			
CZUBA	DIANE	TEA MA	12	68,990			13	72,422			
DABRIO	SHANNON	TEA BA	7	53,271			8	55,343			
DAILY	SUSAN	TEA BA	14	69,931			15	73,968			
DALO	SAMANTHA	TEA MA	14	76,030			15	79,999			
DANCISIN	LESLIE	TEA MA	16	5,555			18	5,555			
DANCISIN	LESLIE	TEA MA	16	93,382			18	94,582			
DAZZO MINIERI	FRANCES	TEA MA+45	16	2,283			18	2,283			
DAZZO MINIERI	FRANCES	TEA MA+45	16	3,425			18	3,425			
DAZZO MINIERI	FRANCES	TEA MA+45	16	40,427			18	40,907			
DAZZO MINIERI	FRANCES	TEA MA+45	16	60,641			18	61,361			
DEAN	KATHERINE	TEA MA	5	3,571			6	3,642			
DEAN	KATHERINE	TEA MA	5	55,415			6	57,582			
DEBELLIS	MARIA	TEA BA	1	45,061			2	46,943			
DECICCO	LYNNELLE	TEA BA+15	6	51,726			7	55,669			
DELANY	STEFANIE	TEA MA	8	704			9	718			
DELANY	STEFANIE	TEA MA	8	60,620			9	63,022			
DELLIGATTI	JILLIAN	TEA BA	4	48,861			5	50,793			
DELUCA	MELISSA	TEA DOCT.	13	1,981			14	2,021			
DELUCA	MELISSA	TEA DOCT.	13	79,595			14	84,532			
DEMARCO	MICHAEL	TEA MA	10	60,537			11	67,352			
DEMARCO	DANIELLE	TEA MA+45	8	65,651			9	68,223			
DEMPSEY	DENISE B	TEA MA+45	16	5,708			18	5,708			
DEMPSEY	DENISE B	TEA MA+45	16	101,068			18	102,268			
DENARDO	RAEJILLIAN	TEA MA	1	49,605			1	51,617			
DEPASCALE	GENEROSO	TEA BA+15	9	58,667			9	59,149			
DESAI	JESSICA	TEA MA	16	5,555			18	5,555			

SALARY SCHEDULE
2015-2016 SCHOOL YEAR

ATTACHMENT 1

name_last	name_first	Guide	06/30/15 Step	2014-2015	Sub-Total	10 or 20%	2015-16 step	2015-2016	10 or 20%	para longevity	Total 2015-16
DESAI	JESSICA	TEA MA	16	93,382			18	94,582			
DESARNO	NOREEN	TEA BA	7	53,271			8	55,343			
DESIDERIO	KAREN	TEA BA	6	51,726			7	53,743			
Detamore	Kristin	tea ma					8	61,067			
DEVINE	DREW	TEA BA	16	5,414			18	6,371			
DEVINE	DREW	TEA BA	16	86,368			18	87,568			
DEVINE	JAYNE	TEA MA	16	1,533			18	1,564			
DEVINE	JAYNE	TEA MA	16	5,555			18	5,555			
DEVINE	JAYNE	TEA MA	16	93,382			18	94,582			
DIAMOND	KAREN	TEA BA+15	16	6,390			18	6,390			
DIAMOND	KAREN	TEA BA+15	16	87,309			18	88,509			
DIBARTOLO	JENNIFER	TEA MA	9	62,540			10	64,999			
DIDOMENICO	LUCILLE	TEA MA+45	14	82,951			15	86,988			
DIGIGLIO	MICHAEL	TEA MA	11	66,720			12	69,862			
DIGREGORIO	KRISTEN	TEA MA	1	49,605			2	51,617			
DIORIO	TARA	TEA MA	16	5,555			18	5,555			
DIORIO	TARA	TEA MA	16	93,382			18	94,582			
DIORIO	RALPH	TEA MA+45	16	6,665			18	6,665			
DIORIO	RALPH	TEA MA+45	16	13,544			18	13,544			
DIORIO	RALPH	TEA MA+45	16	101,068			18	102,268			
DILGER	MELISSA	TEA MA+30	8	772			9	787			
DILGER	MELISSA	TEA MA+30	8	60,620			9	66,586			
DIMAGGIO	MARIA	TEA MA+45	16	7,622			18	7,622			
DIMAGGIO	MARIA	TEA MA+45	16	101,068			18	102,268			
DIMICCO	JERILYN	TEA BA+15	1	46,602			2	48,544			
DIMINO	JESSICA	TEA BA	7	383			8	391			
DIMINO	JESSICA	TEA BA	7	53,271			8	55,343			
DIMINO	DANIEL	TEA MA+45	8	65,651			9	68,223			
DINNENY	SUSAN	TEA BA+15	16	5,433			18	5,433			
DINNENY	SUSAN	TEA BA+15	16	87,309			18	88,509			
DIRECTOR	MARLENE	TEA MA+45	16	6,665			18	6,665			
DIRECTOR	MARLENE	TEA MA+45	16	101,068			18	102,268			
DOBBINS	ROXANNE	TEA MA	15	83,705			17	88,532			
DONAGHUE	MATTHEW	TEA BA	3	47,531			4	49,443			
DONNELLY	MICHELE	TEA MA	16	5,555			18	5,555			
DONNELLY	MICHELE	TEA MA	16	93,382			18	94,582			
DONNELLY	SEAN	TEA MA+45	16	5,708			18	5,708			
DONNELLY	SEAN	TEA MA+45	16	101,068			18	102,268			
DONOVAN	KATHLEEN	TEA BA+15	3	47,531			4	51,169			
DOUGHERTY	CHRISTINE	TEA MA+30	1	1,981			1	2,021			
DOUGHERTY	CHRISTINE	TEA MA+30	1	52,169			1	54,286			
DOUKAS	ALEXIS	TEA BA	4	48,861			5	50,793			
DOYLE	CHRISTINE	TEA MA	15	83,705			17	88,532			
DRAGITY	NICOLE	TEA MA+45	7	63,671			8	66,098			
DRAGON	TAMARA	TEA MA+45	16	6,665			18	6,665			
DRAGON	TAMARA	TEA MA+45	16	101,068			18	102,268			
DRUST	HELEN	TEA MA	16	5,555			18	5,555			
DRUST	HELEN	TEA MA	16	11,413			18	11,514			
DRUST	HELEN	TEA MA	16	93,382			18	94,582			
DUNN	KRISTINE	TEA MA	5	55,415			6	57,582			
DUNN	KAREN	TEA MA+30	15	89,364			17	94,191			

SALARY SCHEDULE
2015-2016 SCHOOL YEAR

ATTACHMENT 1

name_last	name_first	Guide	06/30/15 Step	2014-2015	Sub-Total	10 or 20%	2015-16 step	2015-2016	10 or 20%	para longevity	Total 2015-16
DUPHINEY	JOANNE	TEA MA+45	3	704			4	718			
DUPHINEY	JOANNE	TEA MA+45	3	56,751			4	58,923			
DURGIN	CAITLIN	TEA MA	2	46,261			3	52,962			
DURNING	MARIE	TEA MA	9	62,540			9	63,022			
EARDLEY	NICOLE	TEA BA	4	48,861			4	49,443			
EIERMANN	JACQUELINE	TEA BA+15	9	1,533			10	1,564			
EIERMANN	JACQUELINE	TEA BA+15	9	58,667			10	61,094			
ELLIS	TRACY	TEA BA	16	5,414			18	5,414			
ELLIS	TRACY	TEA BA	16	86,368			18	87,568			
EMSLIE	NICOLE	TEA BA	2	46,261			3	48,143			
EMSLIE	JUDITH	TEA MA	14	4,755			15	4,798			
EMSLIE	JUDITH	TEA MA	14	76,030			15	79,999			
ENGEBOB	NICOLE	TEA MA	2	50,935			3	52,962			
ENGLAND	BARBARA	TEA MA	16	1,533			18	1,564			
ENGLAND	BARBARA	TEA MA	16	6,512			18	6,512			
ENGLAND	BARBARA	TEA MA	16	93,382			18	94,582			
FAIGIN	JASON	TEA MA+30	9	66,104			10	68,871			
FANNING	TARA	TEA MA	16	5,555			18	5,555			
FANNING	TARA	TEA MA	16	93,382			18	94,582			
FARANO	LEIGH	TEA MA	6	57,065			7	59,272			
FARGIONE	LISA	TEA MA+45	16	6,665			18	6,665			
FARGIONE	LISA	TEA MA+45	16	101,068			18	102,268			
FARINO	KATHERINE	TEA MA+30	16	5,676			18	5,676			
FARINO	KATHERINE	TEA MA+30	16	99,431			18	100,631			
FARIS	ANN	TEA MA	16	5,555			18	5,555			
FARIS	ANN	TEA MA	16	93,382			18	94,582			
FARRINGTON	STACEY	TEA MA	16	5,555			18	5,555			
FARRINGTON	STACEY	TEA MA	16	93,382			18	94,582			
FASANELLA	CYNTHIA	TEA MA+30	16	99,431			18	100,631			
FASANELLA	CYNTHIA	TEA MA+30						5,676			
FAULHABER	JENNIFER	TEA MA+45	14	82,951			15	86,988			
FEINGOLD	MINDY	TEA MA+30	16	5,676			18	5,676			
FEINGOLD	MINDY	TEA MA+30	16	99,431			18	100,631			
FEINSTEIN	AMBER	TEA BA+15	9	704			10	718			
FEINSTEIN	AMBER	TEA BA+15	9	58,667			10	61,094			
FEINSTEIN	SCOTT	TEA BA+15	9	58,667			10	61,094			
FELTZ	JUDITH	TEA BA	14	69,931			15	73,968			
FERNANDEZ	ADRIANA	TEA MA+30	13	76,314			14	81,251			
FILOSA	BRIANNA	TEA MA	1	49,605			1	51,617			
FILOSA	ALANA	TEA MA	8	60,620			9	63,022			
FIORE	LAUREN	TEA BA	1	45,061			2	46,943			
FIORE	CAROL	TEA MA	15	83,705			17	88,532			
FIorentino	HOLLY	TEA BA	6	51,726			7	53,743			
FISCHETTI	THERESA	TEA MA	8	60,620			9	63,022			
FITZGERALD CALABRI	CATHERINE	TEA MA	14	76,030			15	79,999			
FITZPATRICK	LINDSEY	TEA BA	2	46,261			3	48,143			
FLANIGAN	MEGAN	TEA MA	1	49,605			2	51,617			
FLORIO	JODI	TEA MA	11	66,720			12	69,862			
FLYNN-ROZANSKI	TARA	TEA BA	6	51,726			7	53,743			
FORD	GAYLE	TEA MA	16	7,469			18	7,469			
FORD	GAYLE	TEA MA	16	93,382			18	94,582			

SALARY SCHEDULE
2015-2016 SCHOOL YEAR

ATTACHMENT 1

name_last	name_first	Guide	06/30/15 Step	2014-2015	Sub-Total	10 or 20%	2015-16 step	2015-2016	10 or 20%	para longevity	Total 2015-16
FORLENZO	LISA	TEA MA	5	9,421			6	47,793			
FORLENZO	LISA	TEA MA	5	45,994			6	9,789			
FRANCOBANDIERO	EILEEN	TEA MA+30	16	7,590			18	7,590			
FRANCOBANDIERO	EILEEN	TEA MA+30	16	99,431			18	100,631			
FRANKLIN	LAURIE	TEA MA	10	64,570			11	67,352			
FRASER	KAREN	TEA MA	16	5,555			18	5,555			
FRASER	KAREN	TEA MA	16	93,382			18	94,582			
FREEMAN	ALLISON	TEA MA	1	1,236			2	1,736			
FREEMAN	ALLISON	TEA MA	1	49,605			2	51,617			
FREISEN	JEANNE	TEA MA+45	16	5,708			18	5,708			
FREISEN	JEANNE	TEA MA+45	16	101,068			18	102,268			
FROST	SUSAN	TEA BA+15	5	52,052			6	54,104			
FRUDDEN	KATHRYN	TEA BA+15	9	58,667			10	61,094			
FUENTES	BRITTANY	TEA BA	1	45,061			1	46,943			
GAJEWSKI	STEPHEN	TEA MA+30	16	5,676			18	5,676			
GAJEWSKI	STEPHEN	TEA MA+30	16	99,431			18	100,631			
GALDIERI FREEL	RENEE	TEA BA+15	5	824			6	841			
GALDIERI FREEL	RENEE	TEA BA+15	5	52,052			6	54,104			
GALLAGHER	SHARON	TEA MA	11	66,720			12	69,862			
GALLO	ALLISON	TEA BA	4	48,861			5	50,793			
GALLOP	DOROTHY	TEA MA	2	25,467			2	25,809			
GALLOP	DOROTHY	TEA MA	2	25,468			2	25,809			
GALPERIN	ANDREA	TEA BA	14	69,931			15	73,968			
GALYA	VINCENT	TEA BA	1	45,061			2	46,943			
GAMBINO	TRACY	TEA BA+15	12	704			13	718			
GAMBINO	TRACY	TEA BA+15	12	64,587			13	68,124			
GARNETT	BRYAN	TEA MA	16	6,512			18	6,512			
GARNETT	BRYAN	TEA MA	16	93,382			18	94,582			
GARRETT	SEAN	TEA MA	16	93,382			18	94,582			
GARRETT	SEAN	TEA MA						5,555			
GARRISON	BENJAMIN	TEA BA	4	48,861			5	50,793			
GEIST	RYAN	TEA BA	2	46,261			3	48,143			
GENNARELLI	TAMI	TEA BA+15	13	67,212			14	71,489			
GEORGE	MICHELLE	TEA BA+15	13	67,212			14	71,489			
GEORGER	ELIZABETH	TEA BA	2	46,261			3	48,143			
GIARDINA	STEPHANIE	TEA MA+30	16	1,533			18	1,564			
GIARDINA	STEPHANIE	TEA MA+30	16	5,676			18	5,676			
GIARDINA	STEPHANIE	TEA MA+30	16	99,431			18	100,631			
GIEROLEWICZ	SUSAN	TEA BA	16	5,414			18	5,414			
GIEROLEWICZ	SUSAN	TEA BA	16	86,368			18	87,568			
GINORIO	EDWARD	TEA MA	11	66,720			12	69,862			
GIUFFRE	RHODA	TEA BA	10	58,436			11	60,993			
GLEASON	SEAN	TEA BA	1	45,061			1	46,943			
GLEASON	DANIELLE	TEA BA	2	46,261			3	48,143			
GLEASON	LORI	TEA MA+30	16	7,590			18	7,590			
GLEASON	LORI	TEA MA+30	16	99,431			18	100,631			
GOFFRED	TIMOTHY	TEA BA	3	47,531			4	49,443			
GOLDHEIMER	JASON	TEA BA+15	1	46,602			1	48,544			
GOLDMAN	BETHANY	TEA MA	4	704			4	718			
GOLDMAN	BETHANY	TEA MA	4	53,845			4	54,427			
GOMEZ VERA	JUANITA	TEA MA	16	5,555			18	5,555			

SALARY SCHEDULE
2015-2016 SCHOOL YEAR

ATTACHMENT 1

name_last	name_first	Guide	06/30/15 Step	2014-2015	Sub-Total	10 or 20%	2015-16 step	2015-2016	10 or 20%	para longevity	Total 2015-16
GOMEZ VERA	JUANITA	TEA MA	16	93,382			18	94,582			
GONCALVES	TANIA	TEA MA	3	52,350			4	54,427			
GONCALVES	DEBORAH	TEA MA+45	16	6,665			18	6,665			
GONCALVES	DEBORAH	TEA MA+45	16	101,068			18	102,268			
GONCH	CHRISTINE	TEA MA	14	11,413			15	11,514			
GONCH	CHRISTINE	TEA MA	14	76,030			15	79,999			
GONZALEZ	ERIN	TEA BA	11	60,361			12	63,293			
GOODMAN	JOEL	TEA BA+15	16	7,347			18	7,347			
GOODMAN	JOEL	TEA BA+15	16	87,309			18	88,509			
GOODWIN	RISE	TEA BA	16	5,414			18	5,414			
GOODWIN	RISE	TEA BA	16	86,368			18	87,568			
GORDON	KATE	TEA MA+45	9	704			10	718			
GORDON	KATE	TEA MA+45	9	67,741			10	70,508			
GORDON JR	CHARLES	TEA BA	8	704			9	718			
GORDON JR	CHARLES	TEA BA	8	54,896			9	57,093			
GRASSO	VICKI	TEA MA	16	5,555			18	5,555			
GRASSO	VICKI	TEA MA	16	93,382			18	94,582			
GREANEY	MICHAEL	TEA MA	11	66,720			12	69,862			
GREGORIN	MATTHEW	TEA BA+15	13	67,212			14	71,489			
GRIFFIN	SANDRA	TEA DOCT.	16	101,068			18	103,912			
GRIFFIN	SANDRA	TEA MA+45	16	1,850			18	1,887			
GRIFFIN	SANDRA	TEA MA+45	16	5,708			18	5,742			
GROUSER	LAURA	TEA BA+15	8	56,887			9	59,149			
GROZOVSKAYA	LARISA	TEA MA+45	16	5,708			18	5,708			
GROZOVSKAYA	LARISA	TEA MA+45	16	101,068			18	102,268			
GRUNDY	DONNA	TEA MA+45	16	6,665			18	6,665			
GRUNDY	DONNA	TEA MA+45	16	101,068			18	102,268			
GUARDINO	NICOLE	TEA BA+15	3	47,531			4	51,169			
GUNSCH	KELLY	TEA BA	4	48,861			4	49,443			
HABERMAN	BARBARA	TEA MA+45	14	82,951			15	86,988			
HADZIMICHALIS	BRITTANY	TEA BA	2	46,261			3	48,143			
HADZIMICHALIS	DANA	TEA BA	3	47,531			4	49,443			
HAGAN	JENNIFER	TEA BA	7	53,271			8	55,343			
HAHN	KELLY	TEA MA	1	49,605			1	51,617			
HALBING	LAUREN	TEA MA	8	60,620			9	63,022			
HALLIGAN	CASSANDRA	TEA MA+45	16	5,708			18	5,708			
HALLIGAN	CASSANDRA	TEA MA+45	16	101,068			18	102,268			
HAMETZ	JESSICA	TEA MA	12	11,413			13	11,514			
HAMETZ	JESSICA	TEA MA	12	68,990			13	72,422			
HAMILL	PAULA	TEA BA+15	16	704			18	718			
HAMILL	PAULA	TEA BA+15	16	5,433			18	5,433			
HAMILL	PAULA	TEA BA+15	16	87,309			18	88,509			
HAMLIN	VIRGINIA	TEA BA	14	69,931			15	73,968			
HANEY KIMOCK	CAROLYN	TEA MA	14	76,030			15	79,999			
HANLON	AIMIE	TEA MA+30	13	3,571			14	3,642			
HANLON	AIMIE	TEA MA+30	13	76,314			14	81,251			
HANNS	CHRISTIAN	TEA MA+45	13	77,951			14	82,888			
HANS	HEATHER	TEA MA	10	64,570			11	67,352			
HANSEN	FELICIA	TEA MA	7	1,850			7	1,887			
HANSEN	FELICIA	TEA MA	7	58,800			7	59,272			
HARRELL	KAITLYN	TEA BA	1	45,061			1	46,943			

SALARY SCHEDULE
2015-2016 SCHOOL YEAR

ATTACHMENT 1

name_last	name_first	Guide	06/30/15 Step	2014-2015	Sub-Total	10 or 20%	2015-16 step	2015-2016	10 or 20%	para longevity	Total 2015-16
HARRELL	COLLEEN	TEA MA+30	9	1,981			10	2,021			
HARRELL	COLLEEN	TEA MA+30	9	66,104			10	68,871			
HARRIS	ZAYDA	TEA MA	5	55,415			6	57,582			
HASENSTAB	ANDREW	TEA MA+45	14	82,951			15	86,988			
HAUSER	BARBARA	TEA BA	13	64,981			14	69,868			
HAUSER	CAROLYN	TEA MA+30	14	81,314			15	85,351			
HEIDORN	DONNA	TEA BA	7	53,271			8	55,343			
HEISS	RACHEL	TEA MA+45	16	704			18	718			
HEISS	RACHEL	TEA MA+45	16	101,068			18	102,268			
HEISS	RACHEL	TEA MA+45					18	5,708			
HEITMANN	TAMMY	TEA BA	14	69,931			15	73,968			
HENDERSON	CAROLYN	TEA MA	12	68,990			13	72,422			
HENRY	ERIN	TEA MA+30	6	60,159			7	62,506			
HERBERT	MELISSA	TEA BA	3	47,531			4	49,443			
HESEL	MELISSA	TEA BA	1	45,061			1	46,943			
HESSION	MOLLY	TEA MA	5	52,052			6	57,582			
HINESON	MEGHAN	TEA MA	9	62,540			10	64,999			
HOELZ	NICOLE	TEA MA	8	60,620			9	63,022			
HOPF	MELISSA	TEA BA	7	53,271			8	55,343			
HOPMAN	ANDREW	TEA MA	14	76,030			15	79,999			
HOPPING	KIMBERLY	TEA BA	5	50,256			6	52,243			
HORBATT	ALEXIS	TEA MA	11	66,720			12	69,862			
HORSLEY	PATRICIA	TEA BA	16	5,414			18	5,414			
HORSLEY	PATRICIA	TEA BA	16	86,368			18	87,568			
HOUNSELL	CHRISTINE	TEA MA	10	64,570			11	67,352			
HUNT	JENNIFER	TEA MA+45	11	72,291			12	75,673			
HUNTER	DEBRA	TEA MA	9	1,587			10	1,619			
HUNTER	DEBRA	TEA MA	9	66,292			10	68,899			
HUSSEY	KIMBERLY	TEA MA	14	1,236			15	1,736			
HUSSEY	KIMBERLY	TEA MA	14	76,030			15	79,999			
HWANG	LEO	TEA MA	13	71,510			14	75,967			
HYNES GAJEWSKI	LINDA	TEA BA	5	50,256			6	52,243			
IANNELLI	CINDY	TEA BA+15	16	2,939			18	2,939			
IANNELLI	CINDY	TEA BA+15	16	4,408			18	4,408			
IANNELLI	CINDY	TEA BA+15	16	34,924			18	35,404			
IANNELLI	CINDY	TEA BA+15	16	52,385			18	53,105			
IANNIELLO	DANA	TEA MA	1	49,605			1	51,617			
IMERMAN	MADELINE	TEA MA	16	5,555			18	5,555			
IMERMAN	MADELINE	TEA MA	16	93,382			18	94,582			
IYER	CHANTAL	TEA MA	16	5,555			18	5,555			
IYER	CHANTAL	TEA MA	16	93,382			18	94,582			
JAGER	REBECCA	TEA MA+30	10	13,663			11	14,257			
JAGER	REBECCA	TEA MA+30	10	13,663			11	14,257			
JAGER	REBECCA	TEA MA+30	10	40,988			11	42,772			
JAMES	KEITH	TEA MA+30	16	5,676			18	5,676			
JAMES	KEITH	TEA MA+30	16	99,431			18	100,631			
JANUSZKIEWICZ	ERIK	TEA MA+30	9	12,032			10	12,135			
JANUSZKIEWICZ	ERIK	TEA MA+30	9	66,104			10	68,871			
JEAN ROMAIN	SANDRA	TEA BA	1	772			2	787			
JEAN ROMAIN	SANDRA	TEA BA	1	45,061			2	46,943			
JELINSKI	PAMELA	TEA MA+30	16	5,676			18	5,676			

SALARY SCHEDULE
2015-2016 SCHOOL YEAR

ATTACHMENT 1

name_last	name_first	Guide	06/30/15 Step	2014-2015	Sub-Total	10 or 20%	2015-16 step	2015-2016	10 or 20%	para longevity	Total 2015-16
JELINSKI	PAMELA	TEA MA+30	16	99,431			18	100,631			
JODELKA	MELANIE	TEA MA	1	49,605			2	51,617			
JOHNSON	MAIJA	TEA BA	2	46,261			3	48,143			
JONES	DANIELLE	TEA MA	12	68,990			13	72,422			
JORDA	CLAIRE	TEA MA+30	10	64,570			11	71,286			
JUNG	PAMELA	TEA BA+15	8	56,887			9	59,149			
KALINA	KAREN	TEA MA+30	13	1,981			14	2,021			
KALINA	KAREN	TEA MA+30	13	76,314			14	81,251			
KARBOWSKI	DEBRA A	TEA BA+15	12	64,587			13	68,124			
KARBOWSKI	DEBRA A	TEA BA+15						10,821			
KARMYN	KAIA	TEA MA+45	9	67,741			10	70,508			
KARTSANIS	VANESSA	TEA MA+30	10	68,314			11	71,286			
KASCIN	ROBERT	TEA BA	2	46,261			3	48,143			
KAUFMAN HAMBURGER	FERN	TEA MA+45	16	5,708			18	5,708			
KAUFMAN HAMBURGER	FERN	TEA MA+45	16	101,068			18	102,268			
KEARNS	KAREN	TEA BA	7	53,271			8	55,343			
KEATING	NICOLE	TEA MA	16	5,555			18	5,555			
KEATING	NICOLE	TEA MA	16	93,382			18	94,582			
KEELEN	SHERRI	TEA MA+45	15	704			17	718			
KEELEN	SHERRI	TEA MA+45	15	91,001			17	95,828			
KELLY	CHRISTOPHER	TEA BA	3	47,531			4	49,443			
KELLY	ANGELA	TEA MA	16	11,413			18	11,514			
KELLY	ANGELA	TEA MA	16	93,382			18	94,582			
KELLY	ANGELA	TEA MA						5,555			
KELLY	KATHLEEN	TEA MA+45	15	89,364			17	95,828			
KENNY	COLLEEN	TEA MA	10	64,570			11	67,352			
KERR	JOHN F	TEA MA	16	5,555			18	5,555			
KERR	JOHN F	TEA MA	16	93,382			18	94,582			
KILDUFF	WILLIAM	TEA BA+15	16	5,433			18	5,433			
KILDUFF	WILLIAM	TEA BA+15	16	87,309			18	88,509			
KILEY	DAVID	TEA BA	3	47,531			4	49,443			
KIM	CONNIE	TEA MA	10	64,570			11	67,352			
KING	LINDA	TEA MA+45	14	76,030			15	86,988			
KINSEY	MICHAEL	TEA MA	11	14,266			12	14,397			
KINSEY	MICHAEL	TEA MA	11	66,720			12	69,862			
KITCHENMAN	STEPHANIE	TEA BA	1	45,061			1	46,943			
KLEIN	SUSAN	TEA MA+30	16	7,590			18	7,590			
KLEIN	SUSAN	TEA MA+30	16	99,431			18	100,631			
KNICE	MEGAN	TEA MA	15	83,705			17	88,532			
KNOWLES	KELLY	TEA BA	2	46,261			3	48,143			
KOCISCIN	CORRIE	TEA BA	14	69,931			15	73,968			
KOCZON	DAWN	TEA MA	9	62,540			10	64,999			
KOEPPEL	ROSALIE	TEA MA	13	1,981			14	2,021			
KOEPPEL	ROSALIE	TEA MA	13	71,510			14	75,967			
KOHLHEPP	KATHLEEN	TEA MA+30	16	7,590			18	7,590			
KOHLHEPP	KATHLEEN	TEA MA+30	16	99,431			18	100,631			
KOPEC	PATRICIA	TEA MA	16	5,555			18	5,555			
KOPEC	PATRICIA	TEA MA	16	93,382			18	94,582			
KORTLAND	MAGNOLIA	TEA MA+45	10	69,951			11	72,923			
KOSAKOWSKI	MEGAN	TEA BA+15	2	772			3	787			
KOSAKOWSKI	MEGAN	TEA BA+15	2	47,862			3	49,804			

SALARY SCHEDULE
2015-2016 SCHOOL YEAR

ATTACHMENT 1

name_last	name_first	Guide	06/30/15 Step	2014-2015	Sub-Total	10 or 20%	2015-16 step	2015-2016	10 or 20%	para longevity	Total 2015-16
KRACKE	SUZANNE	TEA MA+45	11	72,291			12	75,673			
KRACOFF	WENDY	TEA MA	9	11,413			9	11,514			
KRACOFF	WENDY	TEA MA	9	62,540			9	63,022			
KRAFT	RENEE	TEA BA	1	45,061			2	46,943			
KREPPEIN	MARY	TEA MA	9	704			10	718			
KREPPEIN	MARY	TEA MA	9	62,540			10	64,999			
KUSHER	JANET	TEA MA+30	16	5,676			18	5,676			
KUSHER	JANET	TEA MA+30	16	99,431			18	100,631			
Baldino	STEPHANIE	TEA MA	2	50,935			3	52,962			
LAHENS	DONNA	TEA BA	8	27,448			9	28,547			
LAHENS	DONNA	TEA BA	8	27,448			9	28,547			
LALLY WIENER	SUSAN	TEA MA	10	64,570			11	67,352			
LANGAN	KAREN	TEA MA+45	12	1,533			13	1,564			
LANGAN	KAREN	TEA MA+45	12	74,801			13	78,863			
LANZAFAMA	ANTHONY	TEA MA	12	68,990			13	72,422			
LANZAFAMA	DANIEL	TEA MA+30	9	66,104			10	68,871			
LANZAFAMA	MARY	TEA MA+30	11	70,654			12	74,036			
LANZI	DENISE	TEA MA+30	14	3,571			15	3,642			
LANZI	DENISE	TEA MA+30	14	81,314			15	85,351			
LAPLACA	ANA	TEA MA+30	16	5,676			18	5,676			
LAPLACA	ANA	TEA MA+30	16	99,431			18	100,631			
LAREGINA	STEPHEN	TEA BA	12	13,544			13	13,544			
LAREGINA	STEPHEN	TEA BA	12	62,421			13	65,893			
LARSEN	DAWN	TEA MA	6	57,065			7	59,272			
LASSEN	GUY	TEA MA	16	5,555			18	5,555			
LASSEN	GUY	TEA MA	16	93,382			18	94,582			
LAUBACH	LAURA	TEA MA+30	7	1,850			8	1,887			
LAUBACH	LAURA	TEA MA+30	7	58,800			8	64,461			
LAWRENCE	LARRY	TEA MA	16	5,555			18	5,555			
LAWRENCE	LARRY	TEA MA	16	93,382			18	94,582			
LECRAS	KIM	TEA MA+30	13	76,314			14	81,251			
LEIBEL	KATHRYN	TEA BA	9	56,611			10	58,993			
LENNING	ALLISA	TEA BA+15	5	50,256			6	54,104			
LEONE	ELENA	TEA MA+45	8	65,651			9	68,223			
LESNEVICH	GARRETT	TEA MA	14	76,030			15	79,999			
LESSER	LORI	TEA MA+45	11	72,291			12	75,673			
LEVINE	DENISE	TEA MA	14	76,030			15	79,999			
LEWICKI	KAREN	TEA MA+45	16	6,665			18	6,665			
LEWICKI	KAREN	TEA MA+45	16	101,068			18	102,268			
LEWIS	ANDREW	TEA MA	2	47,862			3	52,962			
LIAO	SHANMAN	TEA MA+30	6	12,032			7	31,253			
LIAO	SHANMAN	TEA MA+30	6	12,032			7	12,135			
LIAO	SHANMAN	TEA MA+30	6	48,127			7	31,253			
LIDDY	JANICE	TEA MA	7	58,800			8	61,067			
LIDONDICI	MARIA	TEA MA	5	55,415			6	57,582			
LIKHATCHEV	TATIANA	TEA MA	16	5,555			18	5,555			
LIKHATCHEV	TATIANA	TEA MA	16	93,382			18	94,582			
LINFANTE	JOSEPH	TEA BA	1	45,061			2	46,943			
LINNELL	MEGHAN	TEA MA+45	7	63,671			8	66,098			
LIVOTI sabbotical ; x2	BRENDA	TEA MA+30	14	81,314			15	42,676			
LOGAN	ERIN	TEA MA	7	58,800			8	61,067			

SALARY SCHEDULE
2015-2016 SCHOOL YEAR

ATTACHMENT 1

name_last	name_first	Guide	06/30/15 Step	2014-2015	Sub-Total	10 or 20%	2015-16 step	2015-2016	10 or 20%	para longevity	Total 2015-16
LOMBARDI	DENISE	TEA DOCT.	6	1,981			7	2,021			
LOMBARDI	DENISE	TEA DOCT.	6	63,440			7	65,787			
LONGBERG	KELLY	TEA MA	4	704			4	718			
LONGBERG	KELLY	TEA MA	4	53,845			4	54,427			
LONIGRO	CHRISTOPHER	TEA MA+30	16	1,533			18	1,564			
LONIGRO	CHRISTOPHER	TEA MA+30						5,676			
LONIGRO	CHRISTOPHER	TEA MA+30	16	99,431			18	100,631			
LONIGRO	DAMIEN	TEA MA+30	16	5,676			18	5,676			
LONIGRO	DAMIEN	TEA MA+30	16	93,382			18	100,631			
LOTANO	ROSEMARY	TEA BA	16	5,414			18	5,414			
LOTANO	ROSEMARY	TEA BA	16	86,368			18	87,568			
LOVETT	PATRICIA	TEA MA	1	49,605			1	51,617			
LOZZI	JANICE	TEA MA	14	76,030			15	79,999			
LOZZI	ROBERTO	TEA MA+45	16	5,708			18	5,708			
LOZZI	ROBERTO	TEA MA+45	16	101,068			18	102,268			
LUICCI	LORI	TEA BA+15	16	5,433			18	5,433			
LUICCI	LORI	TEA BA+15						14,530			
LUICCI	LORI	TEA BA+15	16	87,309			18	88,509			
LYNCH	CHRISTINE	TEA BA	4	48,861			4	49,443			
LYNCH	MELISSA	TEA MA+45	15	91,001			17	95,828			
LYON	KAREN	TEA MA	16	704			18	718			
LYON	KAREN	TEA MA	16	5,555			18	5,555			
LYON	KAREN	TEA MA	16	93,382			18	94,582			
MACHEN	KRISTEN	TEA MA	10	64,570			11	67,352			
MACINTYRE	ERIN	TEA MA	10	704			11	718			
MACINTYRE	ERIN	TEA MA	10	64,570			11	67,352			
MACINTYRE-BLAHA	KATHERINE	TEA MA	8	60,620			9	63,022			
MACKEY	CHERYL	TEA BA+15	15	10,717			17	10,831			
MACKEY	CHERYL	TEA BA+15	15	78,702			17	83,529			
MACY	ALYSSA	TEA BA	1	45,061			2	46,943			
MADDALONI VENA	NATALIE	TEA MA	10	64,570			11	67,352			
MAGARINE	LISAMARIE	TEA BA	2	46,261			3	48,143			
MAGNUSON	CRAIG	TEA MA	15	83,705			17	88,532			
MAGNUSON	MINDY	TEA MA+30	14	81,314			15	85,351			
MALHI	HARPREET	TEA MA	11	66,720			12	69,862			
MALINE	JANE	TEA MA	4	9,805			4	9,805			
MALINE	JANE	TEA MA	4	53,845			4	54,427			
MANASSA WALSTEIN	KAREN	TEA MA+45	16	5,708			18	5,708			
MANASSA WALSTEIN	KAREN	TEA MA+45	16	101,068			18	102,268			
MANISCALKI	JUDY	TEA MA	14	76,030			15	79,999			
MANTIA	MELISSA	TEA BA	10	58,436			11	60,993			
MARINACCIO	DANA	TEA MA+45	13	1,981			14	2,021			
MARINACCIO	DANA	TEA MA+45	13	77,951			14	82,888			
MARKETTE	MELISSA	TEA BA	13	64,981			14	69,868			
MARKS	JAMI	TEA MA+30	16	3,571			18	3,642			
MARKS	JAMI	TEA MA+30	16	99,431			18	100,631			
MARQUES	ALIZA	TEA BA+15	8	56,887			9	59,149			
MARSHALL	JESSICA	TEA MA	9	56,611			9	57,093			
MARTIN	LORRAINE	TEA MA	10	11,413			11	11,413			
MARTIN	LORRAINE	TEA MA	10	64,570			11	67,352			
MARX	KAITLIN	TEA BA	2	46,261			2	46,943			

SALARY SCHEDULE
2015-2016 SCHOOL YEAR

ATTACHMENT 1

name_last	name_first	Guide	06/30/15 Step	2014-2015	Sub-Total	10 or 20%	2015-16 step	2015-2016	10 or 20%	para longevity	Total 2015-16
MATASSA	MICHAEL	TEA MA	5	55,415			6	57,582			
MATHEWS	BERNARD	TEA MA+30	9	6,016			10	6,068			
MATHEWS	BERNARD	TEA MA+30	9	6,016			10	6,068			
MATHEWS	BERNARD	TEA MA+30	9	33,052			10	34,436			
MATHEWS	BERNARD	TEA MA+30	9	33,052			10	34,436			
MATSOUKATIDIS	CHRISTINE	TEA MA	6	704			7	718			
MATSOUKATIDIS	CHRISTINE	TEA MA	6	57,065			7	59,272			
MATTINA	ROSE MARIE	TEA MA+45	16	5,708			18	5,708			
MATTINA	ROSE MARIE	TEA MA+45	16	101,068			18	102,268			
MAURO HOROWITZ	ROSEMARY	TEA MA+45	16	5,708			18	5,708			
MAURO HOROWITZ	ROSEMARY	TEA MA+45	16	12,359			18	12,463			
MAURO HOROWITZ	ROSEMARY	TEA MA+45	16	101,068			18	102,268			
MAZUR	SUSAN	TEA MA+45	16	7,622			18	7,622			
MAZUR	SUSAN	TEA MA+45	16	101,068			18	102,268			
MAZZA	THERESA	TEA MA+30	14	76,030			15	85,351			
MAZZELLA	SCOTT	TEA MA	8	60,620			9	63,022			
MCALEENAN	JILL	TEA MA+45	11	1,850			12	1,887			
MCALEENAN	JILL	TEA MA+45	11	72,291			12	75,673			
MCALLAN	PHAEDRA	TEA BA	16	5,414			18	5,414			
MCALLAN	PHAEDRA	TEA BA	16	86,368			18	87,568			
MCCABE	KRISTEN	TEA MA	9	62,540			10	64,999			
MCCANN	JENNIFER	TEA BA+15	6	53,587			7	55,669			
MCCANN	KEVIN	TEA MA	7	58,800			8	61,067			
MCCULLOCH	CYNTHIA	TEA MA	16	5,555			18	5,555			
MCCULLOCH	CYNTHIA	TEA MA	16	93,382			18	94,582			
MCGINN	DIANE	TEA MA	16	7,469			18	7,469			
MCGINN	DIANE	TEA MA	16	93,382			18	94,582			
MCGRATH	CHRISTOPHER	TEA MA	9	62,540			10	64,999			
MCGRAW	TARA	TEA BA+15	7	55,197			8	57,334			
MCGREGOR	DIANE	TEA BA+15	2	47,862			3	49,804			
MCHUGH	LAURA	TEA BA	10	58,436			11	60,993			
MCKIBBIN	JAIME	TEA MA	8	60,620			9	63,022			
MCKIERNAN	MAUREEN	TEA MA	7	58,800			8	61,067			
MCMILLEN	DEBORAH	TEA MA	16	7,469			18	7,469			
MCMILLEN	DEBORAH	TEA MA	16	93,382			18	94,582			
MCNAMARA	DIANE	TEA MA+30	13	704			14	718			
MCNAMARA	DIANE	TEA MA+30	13	76,314			14	81,251			
MEADE	ROSE	TEA MA+30	16	7,590			18	7,590			
MEADE	ROSE	TEA MA+30	16	12,783			18	12,783			
MEADE	ROSE	TEA MA+30	16	99,431			18	100,631			
MEIXNER	WILLIAM	TEA MA	11	66,720			12	69,862			
MELIANI	SARAH	TEA BA	1	22,531			1	23,472			
MELIANI	SARAH	TEA BA	1	22,531			1	23,472			
MELONE	MARITZA	TEA MA	12	68,990			13	72,422			
MENAKER	NORMA	TEA MA	16	5,555			18	5,555			
MENAKER	NORMA	TEA MA	16	93,382			18	94,582			
MEOLA	STEPHANIE	TEA BA+15	3	49,192			4	51,169			
MESSANO GIORDANO	CHRISTINA	TEA MA	10	64,570			11	67,352			
MIKRUT BILLIG	VICTORIA	TEA MA+30	16	5,676			18	5,676			
MIKRUT BILLIG	VICTORIA	TEA MA+30	16	99,431			18	100,631			
MILLER	BENJAMIN	TEA MA	1	49,605			1	51,617			

SALARY SCHEDULE
2015-2016 SCHOOL YEAR

ATTACHMENT 1

name_last	name_first	Guide	06/30/15 Step	2014-2015	Sub-Total	10 or 20%	2015-16 step	2015-2016	10 or 20%	para longevity	Total 2015-16
MILLER	JUDITH	TEA MA	16	3,571			18	3,642			
MILLER	JUDITH	TEA MA	16	5,555			18	5,555			
MILLER	JUDITH	TEA MA	16	93,382			18	94,582			
MILLER	KATHERINE	TEA MA	6	57,065			7	59,272			
MILLER	MICHELE	TEA BA	13	704			14	718			
MILLER	MICHELE	TEA MA	13	71,510			14	75,967			
MILLER	ROCHELLE	TEA BA+15	1	46,602			1	48,544			
MNICH	KAREN	TEA MA	15	83,705			17	88,532			
MODUGNO	MICHELE	TEA BA	2	9,252			3	9,629			
MODUGNO	MICHELE	TEA BA	2	46,261			3	48,143			
MOLLER	ELIZABETH	TEA MA+45	13	77,951			14	82,888			
MONACO	JAIME	TEA BA	11	60,361			12	63,293			
MONGIOI	ROBERTA	TEA MA+30	16	383			18	391			
MONGIOI	ROBERTA	TEA MA+30	16	6,633			18	6,633			
MONGIOI	ROBERTA	TEA MA+30	16	99,431			18	100,631			
MONIGAN	ERIN	TEA MA	7	58,800			8	61,067			
MORALES	ANGEL	TEA BA+15	16	5,433			18	5,433			
MORALES	ANGEL	TEA BA+15	16	87,309			18	88,509			
MORALES	LIGIA	TEA MA+30	16	5,676			18	5,676			
MORALES	LIGIA	TEA MA+30	16	99,431			18	100,631			
MORRIS	KRISTIN	TEA BA+15	5	52,052			6	54,104			
MORRONGIELLO	DAVID	TEA MA+45	11	12,359			12	12,463			
MORRONGIELLO	DAVID	TEA MA+45	11	72,291			12	75,673			
MOSCARIELLO	KIMBERLY	TEA MA+45	13	77,951			14	82,888			
MOSKALUK	HELENA	TEA MA	9	1,236			10	1,736			
MOSKALUK	HELENA	TEA MA	9	62,540			10	64,999			
MOY	VIRGINIA	TEA BA+15	3	47,531			4	51,169			
MUCCI	MARK	TEA BA+15	6	51,726			7	55,669			
MULLICAN	BARBARA	TEA MA	6	767			7	782			
MULLICAN	BARBARA	TEA MA	6	57,065			7	59,272			
MURPHY	PATRICK	TEA BA	4	48,861			5	50,793			
NAJARIAN	AMY	TEA MA	16	412			18	420			
NAJARIAN	AMY	TEA MA	16	1,850			18	1,887			
NAJARIAN	AMY	TEA MA	16	5,555			18	5,555			
NAJARIAN	AMY	TEA MA	16	93,382			18	94,582			
NAPOLI	ANNA	TEA MA+45	16	5,708			18	5,708			
NAPOLI	ANNA	TEA MA+45	16	101,068			18	102,268			
NASPO	LYNDA	TEA MA+45	13	77,951			14	82,888			
NAZATH	SUSAN	TEA MA	14	76,030			15	79,999			
NAZATH	SUSAN	TEA MA						11,514			
NEE	LAURA	TEA BA	6	51,726			7	53,743			
NGUYEN	ANITA L	TEA MA+45	16	5,708			18	5,708			
NGUYEN	ANITA L	TEA MA+45	16	101,068			18	102,268			
NOE	NORMAN	TEA MA+45	11	72,291			12	75,673			
NOLAN	SHARON	TEA BA	16	1,587			18	1,619			
NOLAN	SHARON	TEA BA	16	5,414			18	5,414			
NOLAN	SHARON	TEA BA	16	10,345			18	10,449			
NOLAN	SHARON	TEA BA	16	91,875			18	93,147			
NOTARO	DANA	TEA BA+15	11	62,507			12	65,459			
NUNN	STEPHANIE	TEA MA+30	12	73,164			13	77,226			
OAKES	MARISSA	TEA MA+30	5	55,415			6	60,676			

SALARY SCHEDULE
2015-2016 SCHOOL YEAR

ATTACHMENT 1

name_last	name_first	Guide	06/30/15 Step	2014-2015	Sub-Total	10 or 20%	2015-16 step	2015-2016	10 or 20%	para longevity	Total 2015-16
OB DYKE	LORI	TEA MA+45	16	5,708			18	5,708			
OB DYKE	LORI	TEA MA+45	16	101,068			18	102,268			
OBRIEN	VERONICA	TEA MA+45	11	72,291			12	75,673			
OCONNOR	BRIANNE	TEA BA	1	45,061			1	46,943			
OLSON	JULIA	TEA MA+30	15	89,364			17	94,191			
OLSON	LORI	TEA MA+45	16	5,708			18	5,708			
OLSON	LORI	TEA MA+45	16	101,068			18	102,268			
OMARA	KERRY	TEA MA	6	57,065			7	59,272			
ONEILL	CATHY	TEA MA	8	767			9	782			
ONEILL	CATHY	TEA MA	8	56,887			9	63,022			
ONEILL	TIMOTHY	TEA MA	10	64,570			11	67,352			
ONEILL	RACHEL	TEA MA+30	10	64,570			11	71,286			
ORAN	ERTUNC	TEA BA	1	45,061			1	46,943			
ORECCHIO	CAROLYN	TEA BA	7	53,271			8	55,343			
OREILLY	JENNIFER	TEA MA	8	60,620			9	63,022			
ORNER	PAMELA	TEA MA	9	62,540			10	64,999			
ORZECZOWSKI	CHRISTOPHER	TEA MA	3	52,350			3	52,962			
OSTRANDER	JACQUELINE	TEA MA	2	1,236			2	1,736			
OSTRANDER	JACQUELINE	TEA MA	2	50,935			2	51,617			
OUTCALT	JOSEPH	TEA BA	15	77,241			17	82,068			
PACHE	MARK	TEA BA	16	5,414			18	5,414			
PACHE	MARK	TEA BA	16	86,368			18	87,568			
PACHUCKI	CAROLYN	TEA BA+15	16	5,433			18	5,433			
PACHUCKI	CAROLYN	TEA BA+15	16	87,309			18	88,509			
PADUCH	CHRISTINE	TEA MA	6	53,587			7	59,272			
PAL	HEDY	TEA MA+45	16	1,981			18	2,021			
PAL	HEDY	TEA MA+45	16	6,665			18	6,665			
PAL	HEDY	TEA MA+45	16	101,068			18	102,268			
PAONE	ELIZABETH	TEA MA	7	58,800			8	61,067			
PATMORE	MERYL	TEA MA+45	11	704			12	718			
PATMORE	MERYL	TEA MA+45	11	18,073			12	18,918			
PATMORE	MERYL	TEA MA+45	11	54,218			12	56,755			
PAYTON	JENNIFER	TEA MA	13	71,510			14	75,967			
PELLEGRINO	BRETT	TEA DOCT.	12	1,981			13	2,021			
PELLEGRINO	BRETT	TEA DOCT.	12	76,445			13	80,507			
PENNA JR	ANTHONY	TEA BA	1	45,061			1	46,943			
PENNEY	DIANE	TEA BA	15	77,241			17	82,068			
PERCHESKI	ERICA	TEA MA+45	13	704			14	718			
PERCHESKI	ERICA	TEA MA+45	13	77,951			14	82,888			
PERO	VIRGINIA	TEA MA	15	83,705			17	88,532			
PERULLO	DIANE	TEA BA+15	2	47,862			3	49,804			
PETASHNICK	LON	TEA MA	15	83,705			17	88,532			
PETERSEN	GINA	TEA BA	5	50,256			6	52,243			
PETERSON	KRISTEN	TEA MA	7	58,800			8	61,067			
PETRILLO	LISA	TEA BA	16	5,414			18	5,414			
PETRILLO	LISA	TEA BA	16	86,368			18	87,568			
PETRUZZELLA	DANIELA	TEA MA	9	62,540			10	64,999			
PHILLIPS	JAMES	TEA MA	3	52,350			4	54,427			
PHILLIPS	LAUREN	TEA MA	6	57,065			7	59,272			
PHILLIPS	DIONNE	TEA MA+45	13	704			14	718			
PHILLIPS	DIONNE	TEA MA+45	13	77,951			14	82,888			

SALARY SCHEDULE
2015-2016 SCHOOL YEAR

ATTACHMENT 1

name_last	name_first	Guide	06/30/15 Step	2014-2015	Sub-Total	10 or 20%	2015-16 step	2015-2016	10 or 20%	para longevity	Total 2015-16
PICCILLO	DONNA	TEA MA+45	13	77,951			14	82,888			
PINCUS	MICHELLE	TEA MA	12	1,981			13	2,021			
PINCUS	MICHELLE	TEA MA	12	68,990			13	72,422			
PINIAK	RANDI	TEA MA+30	16	5,676			18	5,676			
PINIAK	RANDI	TEA MA+30	16	99,431			18	100,631			
PIPITONE	SUSAN	TEA MA	10	64,570			11	67,352			
PISERCHIA	LAUREN	TEA MA	13	1,236			14	1,736			
PISERCHIA	LAUREN	TEA MA	13	71,510			14	75,967			
PIZZULLI	DONNA	TEA MA	3	52,350			4	54,427			
POEHLEMANN	STEFANIE	TEA MA	7	58,800			8	61,067			
POITRAS	PAUL	TEA MA	8	60,620			9	63,022			
POLESCHUK	NELLIE	TEA MA+45	16	5,708			18	5,708			
POLESCHUK	NELLIE	TEA MA+45	16	101,068			18	102,268			
POLITTE	LIANNE	TEA BA	1	772			1	787			
POLITTE	LIANNE	TEA BA	1	45,061			1	46,943			
PORTA	RICHARD	TEA BA	5	20,102			6	31,346			
PORTA	RICHARD	TEA BA	5	30,154			6	20,897			
POWELL	JANIE	TEA MA+30	1	49,605			2	54,286			
PRACHAR	JESSICA	TEA BA	2	46,261			3	48,143			
PRACHAR	TINA	TEA BA	7	53,271			8	55,343			
PRIEBRACHA	MEGAN	TEA BA	16	5,414			18	5,414			
PRIEBRACHA	MEGAN	TEA BA	16	86,368			18	87,568			
PUCCIO	CAROLINA	TEA MA	7	1,850			8	1,887			
PUCCIO	CAROLINA	TEA MA	7	58,800			8	61,067			
PUGA	MARCOS W	TEA DOCT.	16	5,742			18	5,742			
PUGA	MARCOS W	TEA DOCT.	16	102,712			18	103,912			
PUVALOWSKI	KIMBERLY	TEA MA+45	16	5,708			18	5,708			
PUVALOWSKI	KIMBERLY	TEA MA+45	16	101,068			18	102,268			
QIAO MCCOMAS	JIE	TEA MA	3	52,350			4	54,427			
QUARTO	CAMILLE	TEA BA	7	772			8	787			
QUARTO	CAMILLE	TEA BA	7	53,271			8	55,343			
QUILES	FALLON	TEA MA	5	55,415			6	57,582			
QUINLAN	ANDREA	TEA MA	10	64,570			11	67,352			
QUINN	AMY	TEA BA	7	53,271			8	55,343			
QUINN	CRISTEEN	TEA BA+15	2	47,862			3	49,804			
QUINN	ROBERT	TEA MA	16	1,232			18	1,257			
QUINN	ROBERT	TEA MA	16	7,469			18	7,469			
QUINN	ROBERT	TEA MA	16	93,382			18	94,582			
RABINOWITZ	RACHEL	TEA BA	2	46,261			3	48,143			
RAGOLIA	CARLENE	TEA MA	16	563			18	563			
RAGOLIA	CARLENE	TEA MA	16	5,555			18	5,555			
RAGOLIA	CARLENE	TEA MA	16	93,382			18	94,582			
RAYMOND	LOUANE	TEA MA	16	7,469			18	7,469			
RAYMOND	LOUANE	TEA MA	16	93,382			18	94,582			
RAYNOR	PATRICIA	TEA MA+45	16	7,622			18	7,622			
RAYNOR	PATRICIA	TEA MA+45	16	101,068			18	102,268			
REACH	LISA	TEA MA	15	83,705			17	88,532			
REARDON	JUDY	TEA BA	10	58,436			11	60,993			
REARDON	MICHELE	TEA MA+45	16	1,850			18	1,887			
REARDON	MICHELE	TEA MA+45	16	5,708			18	5,708			
REARDON	MICHELE	TEA MA+45	16	101,068			18	102,268			

SALARY SCHEDULE
2015-2016 SCHOOL YEAR

ATTACHMENT 1

name_last	name_first	Guide	06/30/15 Step	2014-2015	Sub-Total	10 or 20%	2015-16 step	2015-2016	10 or 20%	para longevity	Total 2015-16
REBAK	LISA	TEA MA	16	704			18	718			
REBAK	LISA	TEA MA	16	5,555			18	5,555			
REBAK	LISA	TEA MA	16	93,382			18	94,582			
REDIKER	LAURIE	TEA MA+30	10	68,314			11	71,286			
REDMOND	KAREN A	TEA MA+45	16	6,665			18	6,665			
REDMOND	KAREN A	TEA MA+45	16	101,068			18	102,268			
REGAN	JOYCE	TEA MA+30	16	5,676			18	5,676			
REGAN	JOYCE	TEA MA+30	16	99,431			18	100,631			
REICHENBACH	LILIANA	TEA BA	8	54,896			9	57,093			
REIDY	ANNA	TEA MA	9	62,540			10	64,999			
REILLY	MARGARET	TEA MA+45	10	69,951			11	72,923			
REITER	MARGARET	TEA MA+45	14	82,951			15	86,988			
RENZI	NICHOLAS	TEA MA+45	16	1,850			18	1,887			
RENZI	NICHOLAS	TEA MA+45	16	7,622			18	7,622			
RENZI	NICHOLAS	TEA MA+45	16	101,068			18	102,268			
RESCINITI	DIANE	TEA MA+45	16	5,708			18	5,708			
RESCINITI	DIANE	TEA MA+45	16	12,359			18	12,463			
RESCINITI	DIANE	TEA MA+45	16	101,068			18	102,268			
RESNICK	ALISON	TEA BA	1	704			1	718			
RESNICK	ALISON	TEA BA	1	45,061			1	46,943			
REUTER	CHARLES	TEA MA	7	58,800			8	61,067			
RICCI	GINA	TEA MA	15	83,705			17	88,532			
RIGGI	MEGHAN	TEA BA+15	3	9,838			4	10,234			
RIGGI	MEGHAN	TEA BA+15	3	49,192			4	51,169			
RIM	KIMBERLY	TEA MA+45	6	61,796			7	64,143			
RIPOLL	ALLISON	TEA BA	5	50,256			6	52,243			
RITZ	STACY	TEA BA+15	1	46,602			1	48,544			
RIVERA	NATASHA	TEA MA	11	66,720			12	69,862			
RIVEZZI	ANNALISA	TEA MA+30	6	57,065			7	62,506			
ROBERTO	LAURA	TEA MA+30	2	50,935			3	55,726			
ROBERTS	KEVIN	TEA MA	14	76,030			15	79,999			
ROBERTSON(bettencou	TARYN	TEA MA	8	60,620			9	63,022			
ROBINSON	TRACY	TEA BA+15	7	55,197			8	57,334			
ROBINSON	CHRISTIE	TEA MA	11	1,236			12	1,736			
ROBINSON	CHRISTIE	TEA MA	11	66,720			12	69,862			
RODRIG	LORI	TEA MA+45	16	5,708			18	5,708			
RODRIG	LORI	TEA MA+45	16	101,068			18	102,268			
ROEGIERS	TRACEY	TEA MA	6	57,065			7	59,272			
ROMAN	DANIELLE	TEA BA	11	60,361			12	63,293			
ROMATOWSKI	BERNADET	TEA BA+15	16	6,390			18	6,390			
ROMATOWSKI	BERNADET	TEA BA+15	16	87,309			18	88,509			
ROMEO	TRACY ANNE	TEA MA	13	71,510			14	75,967			
ROMEO	CHRISTINA	TEA MA+30	16	1,236			18	1,736			
ROMEO	CHRISTINA	TEA MA+30	16	5,676			18	5,676			
ROMEO	CHRISTINA	TEA MA+30	16	99,431			18	100,631			
RONNER	HELENA	TEA MA	11	66,720			12	69,862			
ROSE	KELLIE	TEA BA	2	46,261			3	48,143			
ROSE	NANCIE	TEA MA+45	16	1,850			18	1,887			
ROSE	NANCIE	TEA MA+45	16	6,665			18	6,665			
ROSE	NANCIE	TEA MA+45	16	101,068			18	102,268			
ROSEN	DAVID	TEA DOCT.	16	1,981			18	2,021			

SALARY SCHEDULE
2015-2016 SCHOOL YEAR

ATTACHMENT 1

name_last	name_first	Guide	06/30/15 Step	2014-2015	Sub-Total	10 or 20%	2015-16 step	2015-2016	10 or 20%	para longevity	Total 2015-16
ROSEN	DAVID	TEA DOCT.	16	6,699			18	6,699			
ROSEN	DAVID	TEA DOCT.	16	102,712			18	103,912			
ROSEN	KENNETH	TEA DOCT.	16	1,850			18	1,887			
ROSEN	KENNETH	TEA DOCT.	16	5,742			18	5,742			
ROSEN	KENNETH	TEA DOCT.	16	102,712			18	103,912			
ROSENBAUM	SHANA	TEA BA	8	54,896			9	57,093			
ROSENBLUM	JODI	TEA MA+45	16	5,708			18	5,708			
ROSENBLUM	JODI	TEA MA+45	16	101,068			18	102,268			
ROSENFELD	CAROL	TEA MA+30	16	5,676			18	5,676			
ROSENFELD	CAROL	TEA MA+30	16	99,431			18	100,631			
RUBINSON	SHERRI	TEA MA+45	16	5,708			18	5,708			
RUBINSON	SHERRI	TEA MA+45	16	101,068			18	102,268			
RUFFLER	CANDICE	TEA BA+15	5	50,256			6	54,104			
RUGGIERO	GINA	TEA MA	16	1,236			18	1,736			
RUGGIERO	GINA	TEA MA	16	5,555			18	5,555			
RUGGIERO	GINA	TEA MA	16	93,382			18	94,582			
RUOTILIO	STEPHEN	TEA MA	6	57,065			7	59,272			
RUSKAN MAYNARD	CAROL	TEA MA+45	13	1,981			14	2,021			
RUSKAN MAYNARD	CAROL	TEA MA+45	13	77,951			14	82,888			
RUSSO	JENNIFER	TEA MA	3	52,350			4	52,962			
RUSSO	MARYANN	TEA MA	16	1,236			18	1,736			
RUSSO	MARYANN	TEA MA	16	5,555			18	5,555			
RUSSO	MARYANN	TEA MA	16	93,382			18	94,582			
SALADINO	NICOLE	TEA MA	16	1,850			18	1,887			
SALADINO	NICOLE	TEA MA	16	5,555			18	5,555			
SALADINO	NICOLE	TEA MA	16	93,382			18	94,582			
SALISBURY	PAUL	TEA MA+45	10	12,359			11	12,463			
SALISBURY	PAUL	TEA MA+45	10	69,951			11	72,923			
SALLEMI	Jennifer	TEA MA	13	71,510			14	75,967			
SAMSON	KIRSTEN A	TEA BA	9	56,611			10	58,993			
SANDLER	SARAH	TEA MA	14	76,030			15	79,999			
SANFT	HEATHER	TEA MA	13	71,510			14	75,967			
SANTORELLI	FILOMENA	TEA BA	8	54,896			9	57,093			
SARDONE	BARBARA	TEA MA+30	16	1,850			18	1,887			
SARDONE	BARBARA	TEA MA+30	16	7,590			18	7,590			
SARDONE	BARBARA	TEA MA+30	16	99,431			18	100,631			
SARGENT	DARYLYNN	TEA MA	5	55,415			6	57,582			
SARIK	KAYLA	TEA MA+45	2	47,862			3	57,363			
SAUTNER	KIMBERLY	TEA MA	7	412			8	420			
SAUTNER	KIMBERLY	TEA MA	7	1,850			8	1,887			
SAUTNER	KIMBERLY	TEA MA	7	58,800			8	61,067			
SAVACOOOL	NICOLE	TEA BA+15	2	47,862			3	49,804			
SAVERINO	VERA	TEA MA+45	10	69,951			11	72,923			
SAWYER	HEATHER M	TEA MA	12	68,990			13	72,422			
SCALAMONTI	DIANE	TEA MA	16	5,555			18	5,555			
SCALAMONTI	DIANE	TEA MA	16	93,382			18	94,582			
SCHACHTER	ANITA	TEA MA+30	16	352			18	359			
SCHACHTER	ANITA	TEA MA+30	16	352			18	359			
SCHACHTER	ANITA	TEA MA+30	16	2,838			18	2,838			
SCHACHTER	ANITA	TEA MA+30	16	2,838			18	2,838			
SCHACHTER	ANITA	TEA MA+30	16	49,715			18	50,316			

SALARY SCHEDULE
2015-2016 SCHOOL YEAR

ATTACHMENT 1

name_last	name_first	Guide	06/30/15 Step	2014-2015	Sub-Total	10 or 20%	2015-16 step	2015-2016	10 or 20%	para longevity	Total 2015-16
SCHACHTER	ANITA	TEA MA+30	16	49,716			18	50,316			
SCHAEFFER	KAREN	TEA MA+45	13	1,533			14	1,564			
SCHAEFFER	KAREN	TEA MA+45	13	12,359			14	12,463			
SCHAEFFER	KAREN	TEA MA+45	13	77,951			14	82,888			
SCHEPS	MICHELLE	TEA MA+30	6	60,159			7	62,506			
SCHIAVO	SUZANNE	TEA MA+45	6	704			7	718			
SCHIAVO	SUZANNE	TEA MA+45	6	61,796			7	64,143			
SCHLESINGER	JUDITH	TEA MA	16	5,555			18	5,555			
SCHLESINGER	JUDITH	TEA MA	16	93,382			18	94,582			
SCHMITZ	BRITA	TEA MA	1	49,605			1	51,617			
SCHMOCKER	WILLIAM	TEA MA	14	76,030			15	79,999			
SCHPAKOW	MICHELLE	TEA MA+45	6	60,159			7	64,143			
SCIARAPPA	WILLIAM	TEA BA	1	45,061			1	46,943			
SCOTT	GEORGIA	TEA BA	16	6,371			18	6,371			
SCOTT	GEORGIA	TEA BA	16	86,368			18	87,568			
SERATELLI	MELANIE	TEA BA	9	56,611			10	58,993			
SERGI	NICOLE	TEA BA+15	6	51,726			7	55,669			
SERVIDIO	CAROL	TEA MA	8	60,620			9	63,022			
SHADIS	BARBARA	TEA MA	10	64,570			11	67,352			
SHAPIRO	JOHN	TEA MA+30	16	5,676			18	5,676			
SHAPIRO	JOHN	TEA MA+30	16	99,431			18	100,631			
SHAW	MICHAEL	TEA BA+15	16	7,347			18	7,347			
SHAW	MICHAEL	TEA BA+15	16	87,309			18	88,509			
SHELLEY	LAURIE	TEA MA	12	68,990			13	72,422			
SHOLTZOW	CATHY	TEA MA+30	16	1,236			18	1,736			
SHOLTZOW	CATHY	TEA MA+30	16	6,633			18	6,633			
SHOLTZOW	CATHY	TEA MA+30	16	99,431			18	100,631			
SHUSTER	JENNIFER	TEA MA+45	16	5,708			18	5,708			
SHUSTER	JENNIFER	TEA MA+45	16	101,068			18	102,268			
SIEBER	JEANINE	TEA MA	13	124			14	420			
SIEBER	JEANINE	TEA MA	13	555			14	1,887			
SIEBER	JEANINE	TEA MA	13	21,453			14	75,967			
SIERRA	PRISCILLA	TEA MA+30	5	48,211			6	52,788			
SIERRA	PRISCILLA	TEA MA+30	5	7,204			6	7,888			
SIETZ	LAUREN	TEA MA	2	50,935			3	52,962			
SILVERBERG	CAROL	TEA MA	16	5,555			18	5,555			
SILVERBERG	CAROL	TEA MA	16	93,382			18	94,582			
SILVESTRI	KERRYANN	TEA MA+30	2	412			3	420			
SILVESTRI	KERRYANN	TEA MA+30	2	1,850			3	1,887			
SILVESTRI	KERRYANN	TEA MA+30	2	53,604			3	55,726			
SIMBOL	DEBORAH	TEA MA	12	68,990			13	72,422			
SIMON	GINA	TEA BA	2	46,261			3	48,143			
SIMON	DARLENE	TEA BA	9	56,611			10	58,993			
SIMONE	MARIA	TEA BA	1	45,061			1	46,943			
SINACORE	RYAN	TEA BA	5	50,256			6	52,243			
SMITH	JAIME	TEA BA	7	53,271			8	55,343			
SMITH	MICHAEL	TEA MA+30	10	68,314			11	71,286			
SOBIN	RYAN	TEA MA	5	55,415			6	57,582			
SOFFING	RITA	TEA MA	6	57,065			7	59,272			
SOLANO	KAREN	TEA MA+30	16	5,676			18	5,676			
SOLANO	KAREN	TEA MA+30	16	99,431			18	100,631			

SALARY SCHEDULE
2015-2016 SCHOOL YEAR

ATTACHMENT 1

name_last	name_first	Guide	06/30/15 Step	2014-2015	Sub-Total	10 or 20%	2015-16 step	2015-2016	10 or 20%	para longevity	Total 2015-16
SOLOMON	LORI	TEA MA+30	16	1,236			18	1,736			
SOLOMON	LORI	TEA MA+30	16	5,676			18	5,676			
SOLOMON	LORI	TEA MA+30	16	99,431			18	100,631			
SOMERS	CRYSTAL	TEA BA	11	60,361			12	63,293			
SOPOROWSKI	ELIZABETH	TEA MA	13	71,510			14	75,967			
SORRENTINO	RICHARD	TEA DOCT.	14	84,595			15	88,632			
SPOGANETZ	JENNIFER	TEA BA+15	8	54,896			9	59,149			
SPORER	JAMIE	TEA MA	13	383			14	391			
SPORER	JAMIE	TEA MA	13	71,510			14	75,967			
SQUIRE	TIMOTHY	TEA MA	12	68,990			13	72,422			
STAHL	SUSAN	TEA MA	10	64,570			11	67,352			
STAMPONE	JENNA	TEA BA	1	45,061			2	46,943			
STANTON	JANET	TEA MA	12	68,990			13	72,422			
STERN	AMRAM	TEA BA	14	69,931			15	73,968			
STETSON	ALYSSA	TEA BA	1	45,061			1	46,943			
STODOLAK	SHANA	TEA MA	5	55,415			6	57,582			
STRAMAGLIA	RALPH	TEA BA+15	15	77,241			17	83,529			
STRASSLE	THOMAS	TEA MA+45	16	5,708			18	5,708			
STRASSLE	THOMAS	TEA MA+45	16	101,068			18	102,268			
STRINGHAM	JANE	TEA MA+45	16	6,665			18	6,665			
STRINGHAM	JANE	TEA MA+45	16	101,068			18	102,268			
STRONG	AGNES	TEA MA+45	16	7,622			18	7,622			
STRONG	AGNES	TEA MA+45	16	101,068			18	102,268			
SULLIVAN	JENNIFER	TEA MA	8	60,620			9	63,022			
SULLIVAN	ALYSON	TEA MA	12	68,990			13	72,422			
SULLIVAN	DANIEL	TEA MA+45	8	65,651			9	68,223			
SURIANI	ALICIA	TEA BA	2	46,261			3	48,143			
SUSI	DANIELLE	TEA BA	2	46,261			3	48,143			
SWAYZE	KATLYN	TEA MA+30	4	53,845			5	58,921			
SWIDER	STACEY	TEA BA+15	7	1,533			8	1,564			
SWIDER	STACEY	TEA BA+15	7	55,197			8	57,334			
SZPARA	MICHELLE	TEA MA+45	16	5,708			18	5,708			
SZPARA	MICHELLE	TEA MA+45	16	101,068			18	102,268			
SZWALEK	ERICA	TEA MA+45	16	5,708			18	5,708			
SZWALEK	ERICA	TEA MA+45	16	101,068			18	102,268			
TADY	DENISE L	TEA MA	12	68,990			13	72,422			
TARBELL	SARAH	TEA MA	2	10,187			2	10,323			
TARBELL	SARAH	TEA MA	2	50,935			2	51,617			
TEHRANI	NAOMI	TEA MA+45	14	82,951			15	86,988			
TEITLER	SHERI	TEA MA+45	13	77,951			14	82,888			
THATCHER	MELISSA ANN	TEA MA	11	11,413			12	11,514			
THATCHER	MELISSA ANN	TEA MA	11	66,720			12	69,862			
THOMAS	DONNA	TEA MA	12	68,990			13	72,422			
THOMPSON	HELEN	TEA MA+45	10	69,951			11	72,923			
TICHIO	JOHN	TEA MA+45	8	64,014			9	68,223			
TILTON	KIRSTEN	TEA MA	9	412			10	420			
TILTON	KIRSTEN	TEA MA	9	1,850			10	1,887			
TILTON	KIRSTEN	TEA MA	9	62,540			10	64,999			
TIMIRAOS TIRSO	ANA MARIA	TEA MA+45	16	7,622			18	7,622			
TIMIRAOS TIRSO	ANA MARIA	TEA MA+45	16	12,359			18	12,463			
TIMIRAOS TIRSO	ANA MARIA	TEA MA+45	16	101,068			18	102,268			

SALARY SCHEDULE
2015-2016 SCHOOL YEAR

ATTACHMENT 1

name_last	name_first	Guide	06/30/15 Step	2014-2015	Sub-Total	10 or 20%	2015-16 step	2015-2016	10 or 20%	para longevity	Total 2015-16
TIPLADY	MATTHEW	TEA MA	1	49,605			1	51,617			
TIRONE	MARYELIZABET	TEA MA+30	2	772			3	787			
TIRONE	MARYELIZABET	TEA MA+30	2	50,935			3	55,726			
TITMAS	SCOTT	TEA BA	1	45,061			1	46,943			
TIVALD	ADAM	TEA BA	6	51,726			7	53,743			
TODD	KRISTEN	TEA MA+30	2	412			3	420			
TODD	KRISTEN	TEA MA+30	2	1,850			3	1,887			
TODD	KRISTEN	TEA MA+30	2	53,604			3	55,726			
TOMAS	EILEEN	TEA MA	16	1,236			18	1,736			
TOMAS	EILEEN	TEA MA	16	5,555			18	5,555			
TOMAS	EILEEN	TEA MA	16	93,382			18	94,582			
TORCHIA	CHANTAL	TEA BA	13	64,981			14	69,868			
TORNABENE	DOREEN	TEA MA	8	60,620			9	63,022			
TOROK	RICHARD	TEA MA	8	60,620			9	63,022			
TOSONOTTI	JESSICA	TEA BA	1	45,061			2	46,943			
TOTO	GINA	TEA BA+15	8	56,887			9	59,149			
TOTTEN	KORI	TEA MA	16	2,777			18	2,777			
TOTTEN	KORI	TEA MA	16	2,778			18	2,778			
TOTTEN	KORI	TEA MA	16	46,691			18	47,291			
TOTTEN	KORI	TEA MA	16	46,691			18	47,291			
TOWNE	THOMAS	TEA MA	14	76,030			15	79,999			
TRELLES	MARTHA	TEA BA	12	62,421			13	65,893			
TRIBUZIO	DANIELLE	TEA MA+30	12	73,164			13	77,226			
TRISCHETTI	ALYSSA	TEA BA	2	46,261			3	48,143			
TROISE	JODI	TEA BA	6	10,345			7	10,449			
TROISE	JODI	TEA BA	6	51,726			7	53,743			
TUCKMAN	ALLISON	TEA MA+30	13	76,314			14	81,251			
TURI	SANDRA	TEA MA	16	5,555			18	5,555			
TURI	SANDRA	TEA MA	16	93,382			18	94,582			
TURNER	MARY ANNE	TEA BA	16	5,414			18	5,414			
TURNER	MARY ANNE	TEA BA	16	86,368			18	87,568			
TYMON	KRISTY	TEA BA	1	45,061			2	46,943			
UPDEGRAFF	STEVEN	TEA BA	16	5,414			18	5,414			
UPDEGRAFF	STEVEN	TEA BA	16	86,368			18	87,568			
VAN SLYCK	JODI	TEA MA+45	13	1,850			14	1,887			
VAN SLYCK	JODI	TEA MA+45	13	77,951			14	82,888			
VANDERHOFF	RHONDA	TEA MA	16	1,236			18	1,261			
VANDERHOFF	RHONDA	TEA MA	16	1,587			18	1,619			
VANDERHOFF	RHONDA	TEA MA	16	5,555			18	5,555			
VANDERHOFF	RHONDA	TEA MA	16	93,382			18	94,582			
VAROD	LAUREN	TEA MA	4	53,845			4	54,427			
VASSALLO	CAROL ANN	TEA MA+45	10	69,951			11	72,923			
VAUGHAN	KRISTIE	TEA MA	4	772			4	787			
VAUGHAN	KRISTIE	TEA MA	4	53,845			4	54,427			
VENAGLIA	MARISA	TEA BA	1	45,061			1	46,943			
VERDADEIRO	ROSAMARIA	TEA MA	2	50,935			3	52,962			
VETRI	RENEE	TEA BA	15	77,241			17	82,068			
VIDOVICH	KIMBERLY	TEA BA	16	5,414			18	5,414			
VIDOVICH	KIMBERLY	TEA BA	16	86,368			18	87,568			
VIGLIANTE	DONNA	TEA MA+45	8	65,651			9	68,223			
VILLA	STACEY	TEA BA	12	383			13	391			

SALARY SCHEDULE
2015-2016 SCHOOL YEAR

ATTACHMENT 1

name_last	name_first	Guide	06/30/15 Step	2014-2015	Sub-Total	10 or 20%	2015-16 step	2015-2016	10 or 20%	para longevity	Total 2015-16
VILLA	STACEY	TEA BA	12	62,421			13	65,893			
VILLEGAS	MARYANN	TEA MA+45	16	704			18	718			
VILLEGAS	MARYANN	TEA MA+45	16	5,708			18	5,708			
VILLEGAS	MARYANN	TEA MA+45	16	101,068			18	102,268			
VIROTE	DIANE	TEA MA	13	704			14	718			
VIROTE	DIANE	TEA MA	13	71,510			14	75,967			
VITALE	SHARON	TEA BA	10	58,436			11	60,993			
VORYS	KIRSTEN	TEA MA	7	1,850			8	1,887			
VORYS	KIRSTEN	TEA MA	7	58,800			8	61,067			
WAITT	ROBERT	TEA MA	15	1,236			17	1,261			
WAITT	ROBERT	TEA MA	15	83,705			17	88,532			
WALDMAN	NADINE	TEA BA+15	16	5,433			18	5,433			
WALDMAN	NADINE	TEA BA+15	16	87,309			18	88,509			
WALDMAN	ASHLEY	TEA MA	4	53,845			5	55,952			
WALENCIAK	EMMA	TEA MA	2	50,935			3	52,962			
WALKER	GREGORY	TEA BA	13	64,981			14	69,868			
WALKER	WENDY	TEA MA	16	5,555			18	5,555			
WALKER	WENDY	TEA MA	16	93,382			18	94,582			
WALSH	DANIEL	TEA BA	2	46,261			3	48,143			
WALSH	STACY	TEA BA	14	69,931			15	73,968			
WALSH	AMANDA	TEA MA	4	1,850			5	1,887			
WALSH	AMANDA	TEA MA	4	53,845			5	55,952			
WALSH	SUSAN	TEA MA	16	5,555			18	5,555			
WALSH	SUSAN	TEA MA	16	93,382			18	94,582			
WALTZ	LOIS	TEA MA	16	5,555			18	5,555			
WALTZ	LOIS	TEA MA	16	93,382			18	94,582			
WARIANKA BUCCO	HELEN	TEA MA+30	16	6,633			18	6,633			
WARIANKA BUCCO	HELEN	TEA MA+30	16	99,431			18	100,631			
WARNKEN	NANCY	TEA MA+45	15	704			17	718			
WARNKEN	NANCY	TEA MA+45	15	91,001			17	95,828			
WASHBURN	JENNIFER	TEA MA+45	11	72,291			12	75,673			
WASSERMAN	RICHARD	TEA MA+45	11	72,291			12	75,673			
WEBER	ANGELINA	TEA MA+45	15	91,001			17	95,828			
WEHRLE	LORRAINE	TEA MA	11	66,720			12	69,862			
WEINER	JUSTIN	TEA MA	9	62,540			10	64,999			
WEITZEL	ALICIA	TEA BA+15	15	78,702			17	83,529			
WESTBROOK	LAURIE	TEA MA	11	1,236			12	1,736			
WESTBROOK	LAURIE	TEA MA	11	66,720			12	69,862			
WESTCOTT	JENNIFER	TEA MA	16	704			18	718			
WESTCOTT	JENNIFER	TEA MA	16	5,555			18	5,555			
WESTCOTT	JENNIFER	TEA MA	16	93,382			18	94,582			
WHEELER	DANA	TEA BA	1	45,061			1	46,943			
WHEELER JR	MAURICE	TEA MA+45	16	5,708			18	5,708			
WHEELER JR	MAURICE	TEA MA+45	16	101,068			18	102,268			
WHITFORD	PATRICIA	TEA MA+30	16	5,676			18	5,676			
WHITFORD	PATRICIA	TEA MA+30	16	99,431			18	100,631			
WHITMAN	KATHARINE	TEA MA+45	5	60,021			6	62,313			
WIATROSKI	ELIZA	TEA MA	16	5,555			16	5,555			
Wiatroski	Eliza	TEA MA	16	93,382			16	94,582			
WIGDORTZ	EVAN	TEA MA+45	12	74,801			13	78,863			
WILKINSON	KAREN	TEA MA	14	3,571			15	3,642			

SALARY SCHEDULE
2015-2016 SCHOOL YEAR

name_last	name_first	Guide	06/30/15 Step	2014-2015	Sub-Total	10 or 20%	2015-16 step	2015-2016	10 or 20%	para longevity	Total 2015-16
WILKINSON	KAREN	TEA MA	14	76,030			15	79,999			
WITT	JODI	TEA BA	5	25,128			6	26,122			
WITT	JODI	TEA BA	5	25,128			6	26,122			
WOLFE	ROBYN	TEA MA+45	12	704			13	718			
WOLFE	ROBYN	TEA MA+45	12	74,801			13	78,863			
WOOD	CRAIG	TEA BA	13	64,981			14	69,868			
WOODS	ASHLEY	TEA BA	1	45,061			2	46,943			
WRIGHT	LINDA	TEA MA	15	704			17	718			
WRIGHT	LINDA	TEA MA	15	83,705			17	88,532			
WYER	CATHERINE	TEA MA+30	16	5,676			18	5,676			
WYER	CATHERINE	TEA MA+30	16	99,431			18	100,631			
YAKUBOV	RORY	TEA MA	9	62,540			10	64,999			
YANUZZELLI	LINDSAY	TEA MA	7	58,800			8	61,067			
YANUZZELLI III	JAMES	TEA BA+15	9	56,611			10	61,094			
YEATS	KAREN	TEA MA+30	16	5,676			18	5,676			
YEATS	KAREN	TEA MA+30	16	99,431			18	100,631			
YEH	YVONNE	TEA MA	7	58,800			8	61,067			
YENALAVAGE	ROMA	TEA MA+45	15	91,001			17	95,828			
YUNGHER	FRAN	TEA DOCT.	16	1,981			18	2,021			
YUNGHER	FRAN	TEA DOCT.	16	6,699			18	6,699			
YUNGHER	FRAN	TEA DOCT.	16	102,712			18	103,912			
ZAHN	JAN	TEA MA	14	76,030			15	79,999			
ZAMPITELLA	KRISTEN	TEA MA	14	76,030			15	79,999			
ZENTMAN	MASHA	TEA BA	10	704			11	718			
ZENTMAN	MASHA	TEA BA	10	58,436			11	60,993			
ZIEMBA	EVANGELIA	TEA MA+45	5	412			6	420			
ZIEMBA	EVANGELIA	TEA MA+45	5	1,850			6	1,887			
ZIEMBA	EVANGELIA	TEA MA+45	5	60,021			6	62,313			
ZIRKMAN	ELISA	TEA MA+45	10	1,981			11	2,021			
ZIRKMAN	ELISA	TEA MA+45	10	69,951			11	72,923			
LECCESE	ROBIN	SAL TCH 9 TO 12 OBHS		60,757				65,327			
DOOLITTLE	ROBERT	SAL TCH 9 TO 12 OBHS		102,783				102,783			
MEYER	JOHN	SAL TCH 9 TO 12 OBHS		80,754				86,938			
PALEHONKI	PATRICIA	SAL TCH 9 TO 12 OBHS		52,931				55,102			
PASQUA	STEPHEN	SAL TCH 9 TO 12 OBHS		85,816				86,938			
PITZER	THOMAS	SAL TCH 9 TO 12 OBHS		102,979				104,326			

SALARY SCHEDULE
2015-2016 SCHOOL YEAR

name_last	name_first	Guide	06/30/15 Step	2014-2015	Sub-Total	10 or 20%	2015-16 step	2015-2016	10 or 20%	para longevity	Total 2015-16
SCHEDULE E											
DAVIS JR	ROBERT	HEAD MECH	11	2,508			11	2,558			
DAVIS JR	ROBERT	HEAD MECH	11	5,387			11	5,387			
DAVIS JR	ROBERT	HEAD MECH	11	63,016	70,911		11	64,716			
UNGLERT	WILLIAM	MECHANIC	6	46,430			7	49,580			
DAVIS	JEFFREY	MECHANIC	11	5,272			11	5,272			
DAVIS	JEFFREY	MECHANIC	11	57,308	109,010		11	59,008			
ACQUISTA	SCOTT	DRIVER 10M	10	36,278			10	36,771			
ACQUISTA	SCOTT	DRIVER 10M	10	4,777	41,055		10	4,777			
ANTOINE	JEAN	DRIVER 10M	2	23,000	23,000		3	24,208			
BECKER	LINDA	DRIVER 10M	2	23,000	23,000		3	24,208			
CAMARRO	GREGORY	DRIVER 10M	10	4,777			10	4,777			
CAMARRO	GREGORY	DRIVER 10M	10	36,278	41,055		10	36,771			
CASTELLI	JOSEPH	DRIVER 10M	5	25,335	25,335		6	26,753			
CASTELLY	MARC	DRIVER 10M	6	26,260	26,260		7	27,778			
DEHART	TRACY	DRIVER 10M	2	23,000	23,000		3	24,208			
DELLAQUILA	LINDA	DRIVER 10M	10	4,777			10	4,777			
DELLAQUILA	LINDA	DRIVER 10M	10	36,278	41,055		10	36,771			
DEPALMA	PATRICIA	DRIVER 10M	10	4,777			10	4,777			
DEPALMA	PATRICIA	DRIVER 10M	10	36,278	41,055		10	36,771			
ELLISON	ALICE	DRIVER 10M	10	4,352			10	4,439			
ELLISON	ALICE	DRIVER 10M	10	4,777			10	4,777			
ELLISON	ALICE	DRIVER 10M	10	36,278	45,407		10	36,771			
GOBLE MCMANUS	LISA	DRIVER 10M	8	28,470	28,470		9	32,364			
GRILLO	ROSA	DRIVER 10M	5	25,335	25,335		6	26,753			
GRIMALDI	MARIE	DRIVER 10M	10	4,777			10	4,777			
GRIMALDI	MARIE	DRIVER 10M	10	36,278	41,055		10	36,771			
KENNY	LORI ANN	DRIVER 10M	1	22,340	22,340		2	23,493			
KOEHL	ELINOR	DRIVER 10M	10	4,410			10	4,410			
KOEHL	ELINOR	DRIVER 10M	10	36,278	40,688		10	36,771			
KOHLER	LAURA	DRIVER 10M	2	23,000	23,000		3	24,208			
KUROWSKI	ELIZABETH	DRIVER 10M	2	23,000	23,000		3	24,208			
MANION	ALISON	DRIVER 10M	2	23,000	23,000		3	24,208			
MARCINIAK	PATRICIA	DRIVER 10M	2	23,000	23,000		3	24,208			
MARSDALE	MICHELE	DRIVER 10M	10	4,777			10	4,777			
MARSDALE	MICHELE	DRIVER 10M	10	36,278	41,055		10	36,771			
MURPHY	KATHLEEN	DRIVER 10M	7	27,285	27,285		8	28,963			
MURPHY	KEVIN	DRIVER 10M	6	26,260	26,260		7	27,778			
MURPHY	SERPIL	DRIVER 10M					10	4,410			
MURPHY	SERPIL	DRIVER 10M	10	36,278	36,278		10	36,771			
NEWTON	JULI ANN	DRIVER 10M	10	4,410			10	4,410			
NEWTON	JULI ANN	DRIVER 10M	10	36,278	40,688		10	36,771			
PAHDE	GLENDA	DRIVER 10M	10	4,777			10	4,777			
PAHDE	GLENDA	DRIVER 10M	10	36,278	41,055		10	36,771			
PALUMBO	LINDA	DRIVER 10M	10	36,278			10	36,771			

SALARY SCHEDULE
2015-2016 SCHOOL YEAR

name_last	name_first	Guide	06/30/15 Step	2014-2015	Sub-Total	10 or 20%	2015-16 step	2015-2016	10 or 20%	para longevity	Total 2015-16
PALUMBO	LINDA	DRIVER 10M	10	4,777			10	4,777			
PALUMBO	LINDA	DRIVER 10M	10	5,440	46,495		10	5,549			
ROBERTS	SHARON	DRIVER 10M	2	23,000	23,000		3	24,208			
RON	LAUREN	DRIVER 10M	2	23,000	23,000		3	24,208			
RUANE	MARTIN	DRIVER 10M	3	23,715	23,715		4	24,983			
RUISI	JOSEPH	DRIVER 10M	10	4,410			10	4,410			
RUISI	JOSEPH	DRIVER 10M	10	36,278	40,688		10	36,771			
SIMONETTI	JOHN	DRIVER 10M	10	4,777			10	4,777			
SIMONETTI	JOHN	DRIVER 10M	10	36,278	41,055		10	36,771			
STEWART	MARTINA						10	4,410			
STEWART	MARTINA	DRIVER 10M	10	36,278	36,278		10	36,771			
SWINARSKI	MARY	DRIVER 10M	10	4,777			10	4,777			
SWINARSKI	MARY	DRIVER 10M	10	36,278	41,055		10	36,771			
UNGLERT	DEBORAH	DRIVER 10M	10	4,777			10	4,777			
UNGLERT	DEBORAH	DRIVER 10M	10	36,278	41,055		10	36,771			
VANDER VALK	KAREN	DRIVER 10M	3	23,715	23,715		4	24,983			
WHITMAN	LOIS	DRIVER 10M	10	4,777			10	4,777			
WHITMAN	LOIS	DRIVER 10M	10	36,278	41,055		10	36,771			
YERVES JR	BENNETT	DRIVER 10M	10	4,777			10	4,777			
YERVES JR	BENNETT	DRIVER 10M	10	36,278	41,055		10	36,771			
ZAHN	ROBIN	DRIVER 10M	8	28,470	28,470		9	32,364			
ZEFFIRO	JOANNE	DRIVER 10M	3	23,715	23,715		4	24,983			
FERRANDINO	DEBORAH ANN	NON INST AIDES TRANS		15,237				15,866			
HORVATH	JOAN	NON INST AIDES TRANS		15,237				15,866			
JONES	KEVIN	NON INST AIDES TRANS		15,237				15,866			
JONES	LORRAINE	NON INST AIDES TRANS		15,237				15,866			
LOVALLO	APRIL	NON INST AIDES TRANS		15,237				15,866			
MANCINI	JOSEPH	NON INST AIDES TRANS		15,237				15,866			
MAYOR	JANET	NON INST AIDES TRANS		15,237				15,866			
MIGLIORE	JUNE	NON INST AIDES TRANS		15,237				15,866			
NEAL	BERTHA	NON INST AIDES TRANS		15,237				15,866			
NIMBERGER	GEORGETTE	NON INST AIDES TRANS		15,237				15,866			
OLDENBURG	EDITH	NON INST AIDES TRANS		15,237				15,866			
SANCHEZ	MARIA	NON INST AIDES TRANS		15,237				15,866			
WILLIAMS	BETH	NON INST AIDES TRANS		15,237				15,866			
SICKNICK	CYD	NON INST AIDES TRANS		15,237				15,866			

◁ This page has been intentionally left blank ▷

**SALARY ADJUSTMENTS FROM THE 2014-15 TO 2015-16 SCHOOL YEAR
ATTACHMENT D-1**

ACCOUNT NUMBER	LAST NAME	FIRST NAME	FROM 2014-2015			TO 2015-2016		
			SG TRACK	SG STEP	SALARY	SG TRACK	SG STEP	SALARY
1114010010101000	ARCIERO	JANINE	TEA MA	2	50935	TEA MA+30	3	55726
1112010010116000	BALSAM	BROOKE	TEA BA+15	3	49192	TEA MA+45	4	58923
1123010010100000	BECKER	SHAREE	TEA MA	16	93382	TEA MA+30	18	100631
1114010010101000	BENNETT	MICHAEL	TEA BA	8	54896	TEA BA+15	9	59149
1114010010101000	BILL	JONATHAN	TEA MA	6	57065	TEA MA+45	7	64143
1113010010104000	BRACKEN	CHRISTINE	TEA MA+30	14	81314	TEA MA+45	15	86988
1113010010104000	BRAUER	ASTRA	TEA BA+15	5	52052	TEA MA	6	57582
1121310010100000	BRUNETTI	SARA	TEA BA	8	54896	TEA MA	9	63022
1112010010116000	BRUNO	JACLYN	TEA BA+15	7	55197	TEA MA	8	61067
1114010010101000	BUCIOR	EDWARD	TEA BA+15	3	49192	TEA MA	4	54427
1100021810400990	BUDRECKI	REBECCA	TEA MA	2	50935	TEA MA+30	3	55726
1114010010101000	CLEMENTE	NICOLE	TEA BA+15	5	52052	TEA MA	6	57582
1121310010100000	COLETTI	KEVIN	TEA MA+30	3	55114	TEA MA+45	4	58923
1114010010101000	COLON	RAFAEL	TEA BA+15	8	56887	TEA MA+30	9	66586
1114010010101000	COMITINI	WILLIAM	TEA MA+30	10	68314	TEA MA+45	11	72923
1112010010109000	CRUZ MORAN	LEEANA	TEA BA+15	5	52052	TEA MA	6	57582
1114010010101000	CURTIS	MICHELLE	TEA MA	9	62540	TEA MA+30	9	66586
1113010010103000	DECICCO	LYNNELLE	TEA BA	6	51726	TEA BA+15	7	55669
1114010010101000	DEMARCO	MICHAEL	TEA BA+15	10	60537	TEA MA	11	67352
1121410010100000	DILGER	MELISSA	TEA MA	8	60620	TEA MA+30	9	66586
1112010010111000	DONOVAN	KATHLEEN	TEA BA	3	47531	TEA BA+15	4	51169
1120410010100000	DURGIN	CAITLIN	TEA BA	2	46261	TEA MA	3	52962
1100021810404000	GRIFFIN	SANDRA	TEA MA+45	16	101068	TEA DOCT.	18	103912
1111010010105000	GUARDINO	NICOLE	TEA BA	3	47531	TEA BA+15	4	51169
1114010010101000	HESSION	MOLLY	TEA BA+15	5	52052	TEA MA	6	57582
1113010010103000	JORDA	CLAIRE	TEA MA	10	64570	TEA MA+30	11	71286
1113010010103000	KELLY	KATHLEEN	TEA MA+30	15	89364	TEA MA+45	17	95828
1114010010101000	KING	LINDA	TEA MA	14	76030	TEA MA+45	15	86988
1100021810401000	LAUBACH	LAURA	TEA MA	7	58800	TEA MA+30	8	64461
1111010010107000	LENNING	ALLISA	TEA BA	5	50256	TEA BA+15	6	54104
1112010010116000	LEWIS	ANDREW	TEA BA+15	2	47862	TEA MA	3	52962

**SALARY ADJUSTMENTS FROM THE 2014-15 TO 2015-16 SCHOOL YEAR
ATTACHMENT D-1**

ACCOUNT NUMBER	LAST NAME	FIRST NAME	FROM 2014-2015			TO 2015-2016		
			SG TRACK	SG STEP	SALARY	SG TRACK	SG STEP	SALARY
1113010010103000	LONIGRO	DAMIEN	TEA MA	16	93382	TEA MA+30	18	100631
1112010010116000	MARSHALL	JESSICA	TEA BA	9	56611	TEA MA	10	64999
1112010010107000	MAZZA	THERESA	TEA MA	14	76030	TEA MA+30	15	85351
1112010010111000	MOY	VIRGINIA	TEA BA	3	47531	TEA BA+15	4	51169
1112010010100050	MUCCI	MARK	TEA BA	6	51726	TEA BA+15	7	55669
1120410010100000	OAKES	MARISSA	TEA MA	5	55415	TEA MA+30	6	60676
1121310010100000	ONEILL	CATHY	TEA BA+15	8	56887	TEA MA	9	63022
1114010010101000	ONEILL	RACHEL	TEA MA	10	64570	TEA MA+30	11	71286
1120410010100000	PADUCH	CHRISTINE	TEA BA+15	6	53587	TEA MA	7	59272
1112010010115000	POWELL	JANIE	TEA MA	1	49605	TEA MA+30	2	54286
1114010010101000	RIVEZZI	ANNALISA	TEA MA	6	57065	TEA MA+30	7	62506
1121510010100000	ROBERTO	LAURA	TEA MA	2	50935	TEA MA+30	3	55726
1112010010107000	RUFFLER	CANDICE	TEA BA	5	50256	TEA BA+15	6	54104
1111010010111000	SARIK	KAYLA	TEA BA+15	2	47862	TEA MA+45	3	57363
1113010010104000	SCHPAKOW	MICHELLE	TEA MA+30	6	60159	TEA MA+45	7	64143
1112010010107000	SERGI	NICOLE	TEA BA	6	51726	TEA BA+15	7	55669
1114010010101000	SIERRA	PRISCILLA	TEA MA	5	55415	TEA MA+30	6	60676
1112010010100060	SPOGANETZ	JENNIFER	TEA BA	8	54896	TEA BA+15	9	59149
1114010010101000	STRAMAGLIA	RALPH	TEA BA	15	77241	TEA BA+15	17	83529
1114010010101000	SWAYZE	KATLYN	TEA MA	4	53845	TEA MA+30	5	58921
1112010010109000	TICHIO	JOHN	TEA MA+30	8	64014	TEA MA+45	9	68223
1121410010100000	TIRONE	MARYELIZABET	TEA MA	2	50935	TEA MA+30	3	55726
1113010010103000	YANUZZELLI III	JAMES	TEA BA	9	56611	TEA BA+15	10	61094

September 2016 (19 days)				
M	T	W	T	F
			1	2
5	6	7	8	9
12	13	14	15	16
19	20	21	22	23
26	27	28	29	30

Labor Day 5
Staff In-Service 1, 2
Schools Open 6

October 2016 (18 days)				
M	T	W	T	F
3	4	5	6	7
10	11	12	13	14
17	18	19	20	21
24	25	26	27	28
31				

Rosh Hashanah 3, 4
Columbus Day PLC 10
Yom Kippur 12

November 2016 (17 days)				
M	T	W	T	F
	1	2	3	4
7	8	9	10	11
14	15	16	17	18
21	22	23	24	25
28	29	30		

Election Day In-Service Day 8
NJEA Conv. 10, 11
Veteran's Day 11
Early Dismissal 23
Thanksgiving Recess 24, 25

December 2016 (17 days)				
M	T	W	T	F
			1	2
5	6	7	8	9
12	13	14	15	16
19	20	21	22	23
26	27	28	29	30

Early Dismissal 23
Christmas 25
Winter Recess 26-30



2016-2017 School Year

January 2017 (21 days)				
M	T	W	T	F
2	3	4	5	6
9	10	11	12	13
16	17	18	19	20
23	24	25	26	27
30	31			

New Year's Day 1
PLC Day 11
Dr. Martin Luther King 16

February 2017 (19 days)				
M	T	W	T	F
		1	2	3
6	7	8	9	10
13	14	15	16	17
20	21	22	23	24
27	28			

PLC Day 8
President's Day 20

*Calendar reflects 181 instructional days for students, plus two (2) emergency closing days in 2016-2017. Unused days will be returned at the end of the school year. Additional emergency closing days, if needed, will be made up in the following order: Jan. 16, Feb. 20, June 19, Apr. 12, & Apr. 13. Any additional days shall be made up at the discretion of the Board.

March 2017 (23 days)				
M	T	W	T	F
		1	2	3
6	7	8	9	10
13	14	15	16	17
20	21	22	23	24
27	28	29	30	31

PLC Day 15

April 2017 (15 days)				
M	T	W	T	F
3	4	5	6	7
10	11	12	13	14
17	18	19	20	21
24	25	26	27	28

Early Dismissal 7
Passover 10, 11
Good Friday 14
Easter 16

May 2017 (22 days)				
M	T	W	T	F
1	2	3	4	5
8	9	10	11	12
15	16	17	18	19
22	23	24	25	26
29	30	31		







Early Dismissal 26
Memorial Day 29

June 2017 (12 days)				
M	T	W	T	F
			1	2
5	6	7	8	9
12	13	14	15	16
19	20	21	22	23
26	27	28	29	30

Last Day of School* 16
OBHS Graduation 20

Kindergarten AND First Grade Registration for September 2017 will take place during the month of March, 2017. Children for Kindergarten must be 5 years of age by October 1, 2017 and First Grade Registrants must be 6 years of age by October 1, 2017.

Proposed: 1.12.16
Adopted:
Amended

- Opening and Closing of Schools 
- School Closed 
- Early Dismissal 
- School Closed for Students Only 
- Inservice Day 
- PLC Day Early Dismissal 

September 2015 (16 days)				
M	T	W	T	F
	★1	★2	△3	4
7	8	9	10	11
14	15	16	17	18
21	22	23	24	25
28	29	30		

Labor Day	7
Staff In-Service	1, 2
Schools Open	3
Rosh Hashanah	14, 15
Yom Kippur	23

October 2015 (22 days)				
M	T	W	T	F
			1	2
5	6	7	8	9
◇12	13	14	15	16
19	20	21	22	23
26	27	28	29	30

PLC Day Early Dismissal	12
Columbus Day	12

November 2015 (16 days)				
M	T	W	T	F
2	★3	4	5	6
9	10	11	12	13
16	17	18	19	20
23	24	25	26	27
30				

Election Day	3
Staff Inservice	3
NJEA Conv.	5, 6
Early Dismissal	25
Thanksgiving	26

December 2015 (17 days)				
M	T	W	T	F
	1	2	3	4
7	8	9	10	11
14	15	16	17	18
21	22	23	24	25
28	29	30	31	

Early Dismissal	23
Christmas	25
Winter Recess	24-31



2015-2016 School Year

January 2016 (19 days)				
M	T	W	T	F
				1
4	5	6	7	8
11	12	13	14	◇15
18	19	20	21	22
25	26	27	28	29

New Year's Day	1
PLC Day Early Dismissal	15
MLK	18

February 2016 (20 days)				
M	T	W	T	F
1	2	◇3	4	5
8	9	10	11	12
15	16	17	18	19
22	23	24	25	26
29				

PLC Day Early Dismissal	3
President's	15

*Calendar reflects 181 instructional days for students, plus two (2) emergency closing days in 2015-2016. Unused days will be returned at the end of the school year. Additional emergency closing days, if needed, will be made up in the following order: Feb 15, April 25, March 29, March 28. Any additional days shall be made up at the discretion of the Board.

March 2016 (20 days)				
M	T	W	T	F
	1	2	3	4
7	8	9	10	11
14	15	16	17	18
21	22	23	24	25
28	29	30	31	

Good Friday	25
School Closed	25-29
Easter	27

April 2016 (20 days)				
M	T	W	T	F
				1
4	5	◇6	7	8
11	12	13	14	15
18	19	20	21	22
25	26	27	28	29

PLC Day Early Dismissal	6
Early Dismissal	22
Passover	24
School Closed 25	25

May 2016 (21 days)				
M	T	W	T	F
2	3	4	5	6
9	10	11	12	13
16	17	18	19	20
23	24	25	26	27
30	31			

Early Dismissal	27
Memorial Day	30






June 2016 (12 days)				
M	T	W	T	F
		1	2	3
6	7	8	9	10
13	14	15	◇16	17
20	21	22	23	24
27	28	29	30	

Last Day of School*	16
OBHS Graduation	21

Kindergarten AND First Grade Registration for September 2016 will take place during the month of March, 2016. Children for Kindergarten must be 5 years of age by October 1, 2016 and First Grade Registrants must be 6 years of age by October 1, 2016.

Proposed: 1.20.15, 2.17.15 Revision 2
 Adopted: 2.24.15
 Amended Prop. 1.19.16

Attachment E-1

- Opening and Closing of Schools 
- School Closed 
- Early Dismissal 
- School Closed for Students Only 
- Inservice Day 
- PLC Day Early Dismissal 