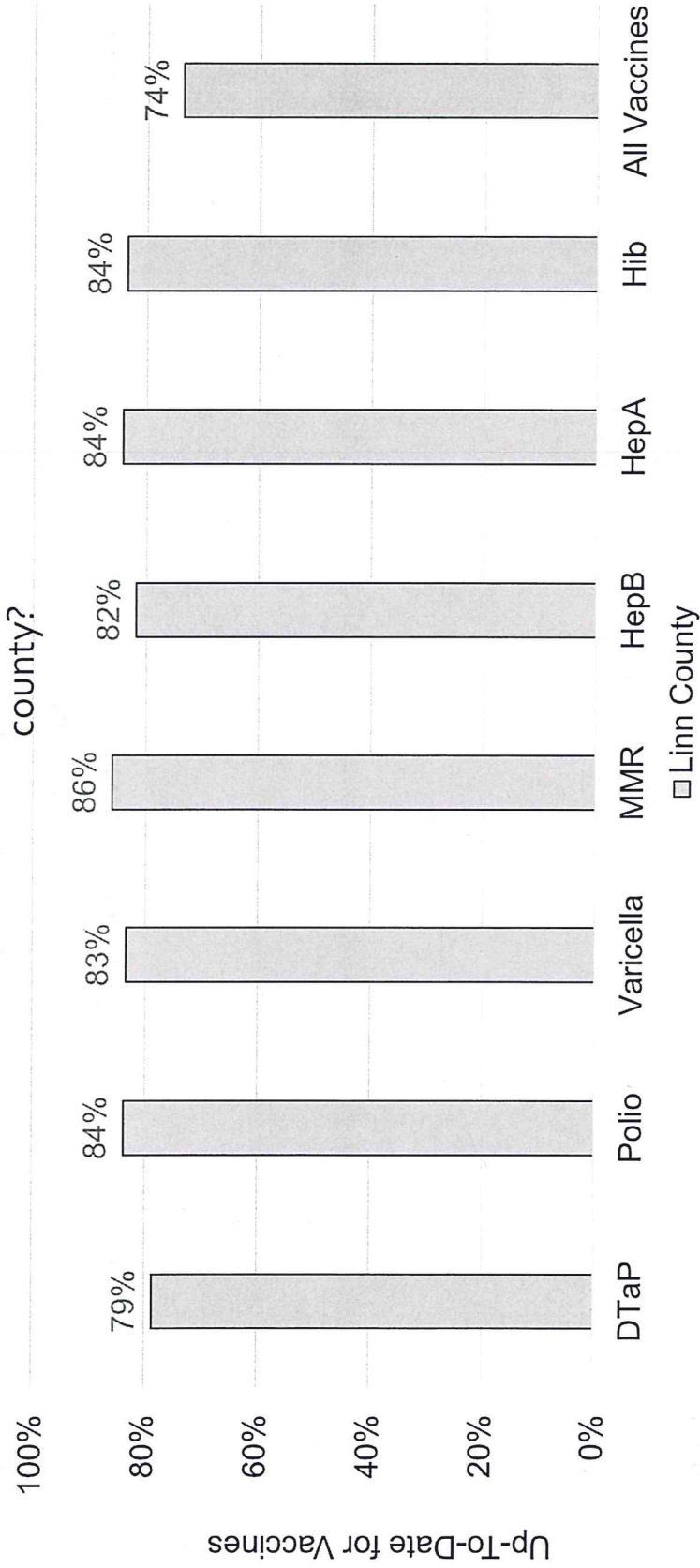


# How many kids younger than school-age\* are up-to-date on vaccines in your county?



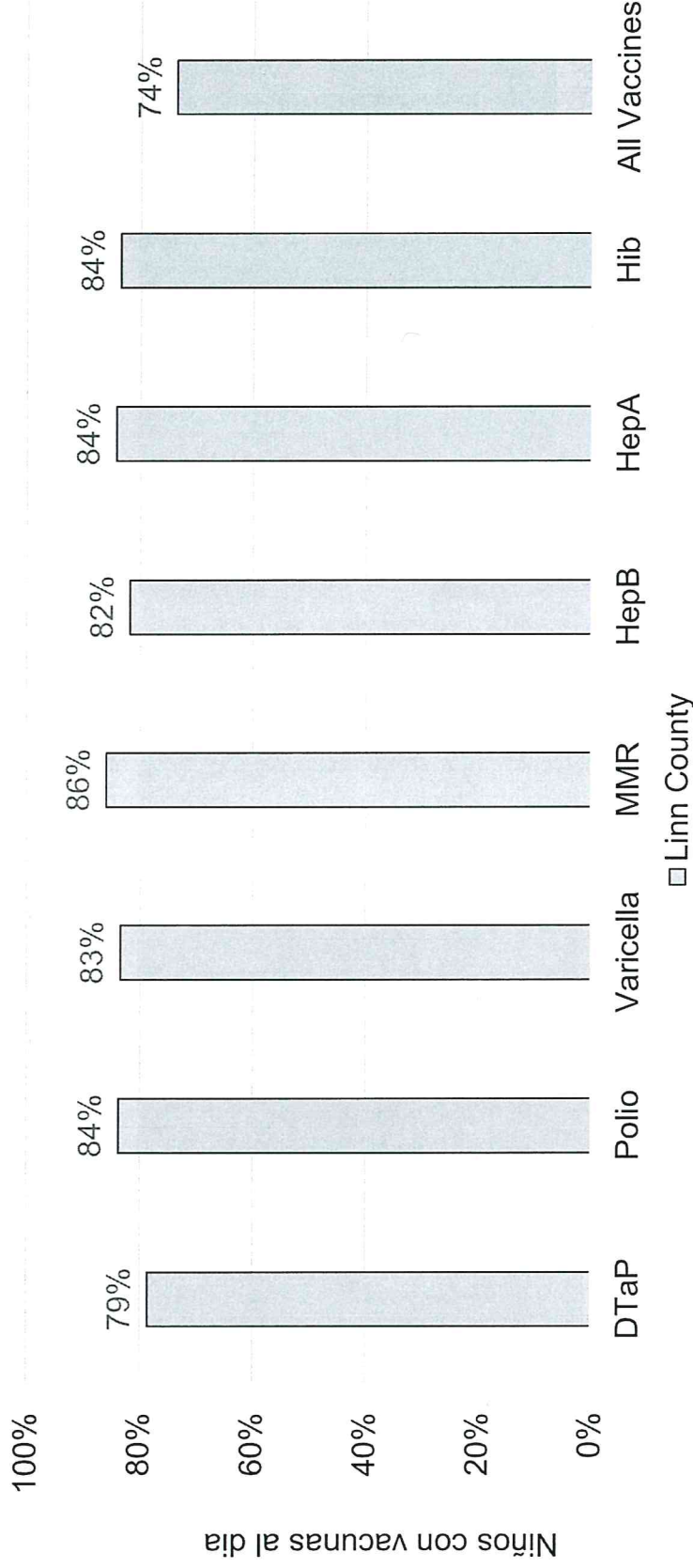
\*Children age 19 months as of 01/15/2020 through 5 years as of 09/01/2019

Assessment date: 03/02/2020

Data source: Oregon Alert IIS



## Cuántos niños menores de edad escolar\* están al día con vacunas en su condado?



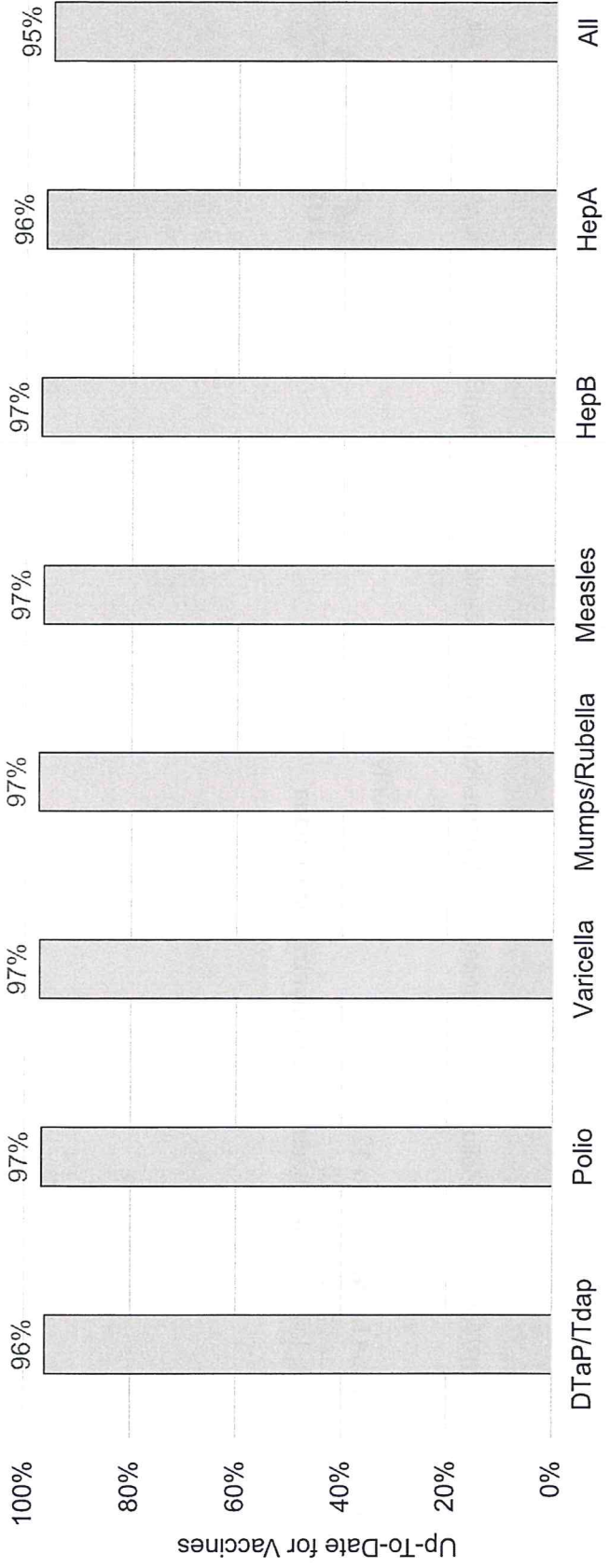
\*Niños de 19 meses de edad en 15/01/2020 hasta 5 años de edad efectivo 01/09/2019

Fecha de evaluación: 02/03/2020

Fuente de datos: Oregon Alert IIS



### How many school-age kids\* are up-to-date on vaccines in your county?




□ Linn County



\*Kindergarten through 12th grade  
 Assessment date: 03/02/2020  
 Data source: Immunization Primary Review Summary Reports

¿Cuántos niños en edad escolar\* están al día con las vacunas en su condado?



□ Linn County

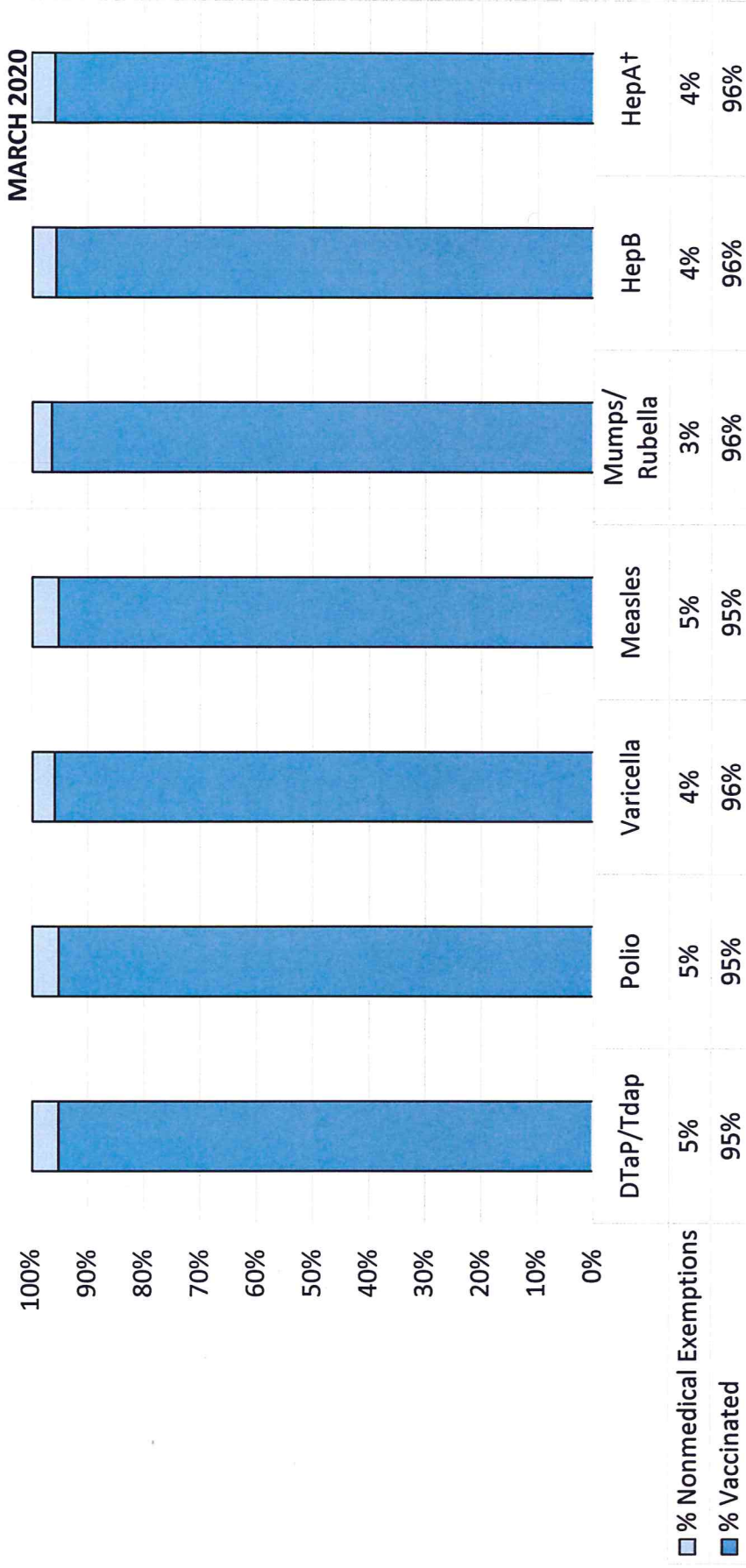
\*Jardín de infancia hasta el grado 12

Fecha de evaluación: 02/03/2020

Fuente de datos: Informes de Resumen de Inmunización Primaria



### How many kids at HARRISBURG ELEMENTARY are vaccinated?\*



Number of children at the school\*\*: 410

Percent of children with no immunization or exemption record: 0%

Percent of children with a medical exemption for one or more vaccine(s): 0%

\* Not all immunizations are required for all grades. These numbers may not total 100% if some children have medical exemptions, or are incomplete or in process with immunizations but do not need an exemption because they are on schedule.

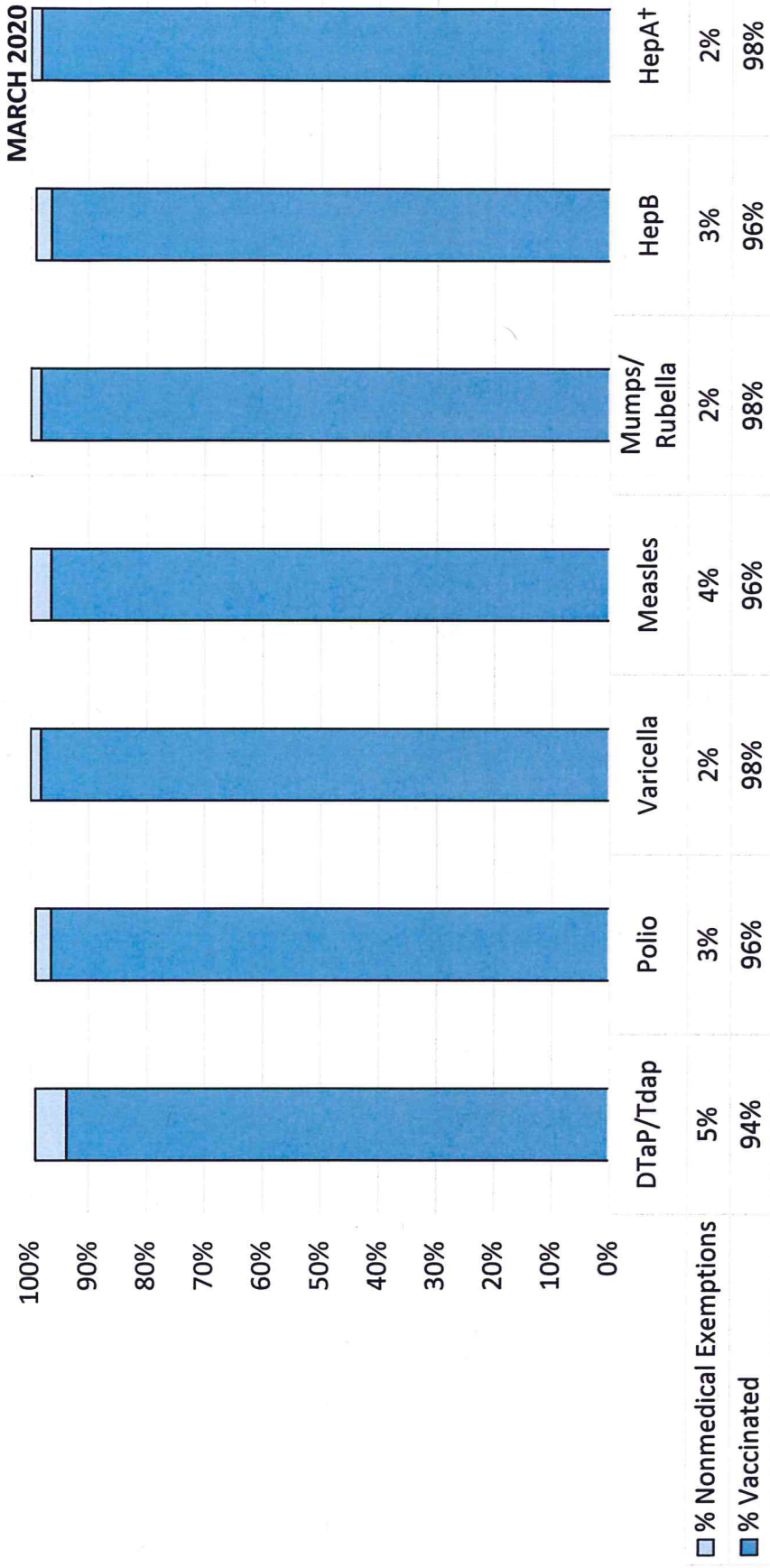
\*\*There is/are also 0 child(ren) enrolled for whom immunizations are not required to be reported because their records are tracked by another site or they attend fewer than 5 days per year.

†Blanks indicate this vaccine was not required in the grades at this school, or this vaccine was required for fewer than 10 children.





### How many kids at Harrisburg Middle School are vaccinated?\*



Number of children at the school\*\*: 112

Percent of children with no immunization or exemption record: 0%

Percent of children with a medical exemption for one or more vaccine(s): 0%

\* Not all immunizations are required for all grades. These numbers may not total 100% if some children have medical exemptions, or are incomplete or in process with immunizations but do not need an exemption because they are on schedule.

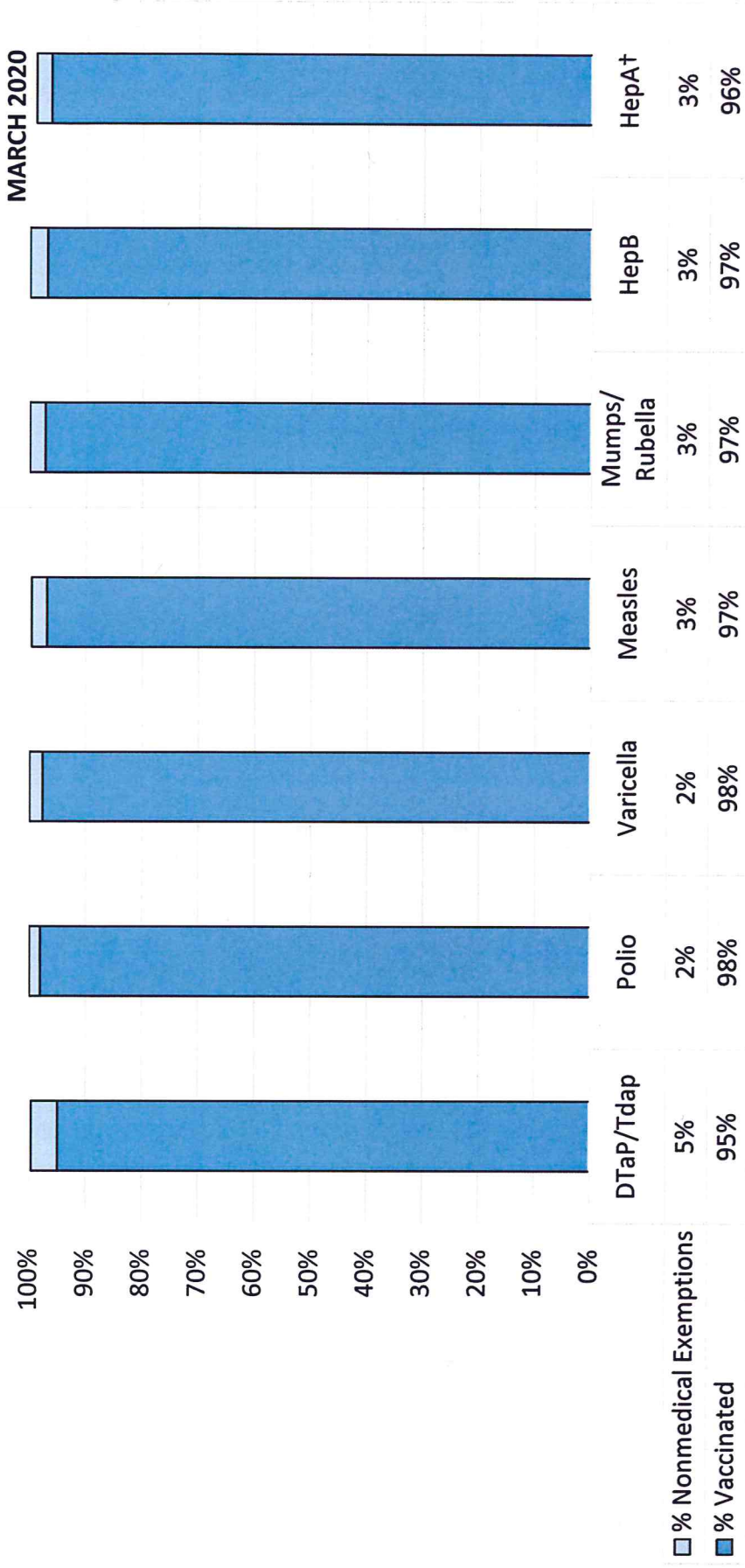
\*\*There is/are also 0 child(ren) enrolled for whom immunizations are not required to be reported because their records are tracked by another site or they attend fewer than 5 days per year.

†Blanks indicate this vaccine was not required in the grades at this school, or this vaccine was required for fewer than 10 children.





### How many kids at HARRISBURG HIGH SCHOOL are vaccinated?\*



Number of children at the school\*\* : 256

Percent of children with no immunization or exemption record: 0%

Percent of children with a medical exemption for one or more vaccine(s): 0%

\* Not all immunizations are required for all grades. These numbers may not total 100% if some children have medical exemptions, or are incomplete or in process with immunizations but do not need an exemption because they are on schedule.

\*\*There is/are also 0 child(ren) enrolled for whom immunizations are not required because their records are tracked by another site or they attend fewer than 5 days per year.

†Blanks indicate this vaccine was not required in the grades at this school, or this vaccine was required for fewer than 10 children.

