

**ARKANSAS DEPARTMENT OF EDUCATION  
ANNUAL FINANCIAL REPORT FOR 2013-2014  
AND  
BUDGET FOR 2014-2015**

Arkansas Code Annotated §6-20-2202 states:

*a)(1) The board of directors of each school district, open-enrollment public charter school, and education service cooperative annually shall prepare a budget of expenditures and receipts that shall be filed with the Department of Education by September 30 of each year under this subchapter.*

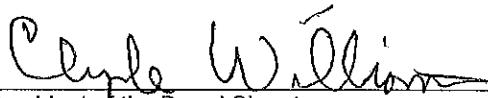
*(2) Each budget shall be approved by the board of directors of each school district, open-enrollment public charter school, and education service cooperative at a legally held meeting and shall be signed by the president of the board of directors and the ex officio financial secretary of each school district, open-enrollment public charter school, and education service cooperative. The budget shall contain the information and be prepared in an electronic format prescribed by the Department of Education governing financial accounting for Arkansas school districts, open-enrollment public charter schools, and education service cooperatives.*

*(b)(1)(A) Warrants or checks of a school district, open-enrollment public charter school, or education service cooperative issued after the date required by subsection (a) of this section shall be invalid unless a budget has been filed as required by this subchapter and in compliance with appropriate rules.*

*(B) The ex officio financial secretary of a school district, open-enrollment public charter school, or education service cooperative and his or her surety shall be liable for any warrants or checks countersigned after the date required by subsection (a) of this section if a budget has not been filed.*

*(2) After the Department of Education has met all deadlines for providing information to school districts, open-enrollment public charter schools, or education service cooperatives, distribution of all grants and aids from the state for which the school district, open-enrollment public charter school, or education service cooperative may be eligible shall be suspended until the requirements of this subchapter are met by the school districts, open-enrollment public charter schools, or education service cooperatives.*


The MARVELL, ELAINE School District, Open-enrollment Public Charter School, or Education Service Cooperative, in compliance with these requirements, approves the 2013-2014 Annual Financial Report due by August 31 in Cycle 9 and the 2014-2015 Budget due by September 30 in Cycle 1 on (date) September 15, 2014.



President of the Board Signature




Ex Officio Financial Secretary Signature (Supt)



Person Submitting the AFRB

Phone: 870-829-2101



Title

E-Mail: aprilpoor@marvell.grsc.k12.ar.u  
(Please print/type)

Mail to:

Alisa Moore, Finance Program Coordinator  
Arkansas Department of Education  
Financial Accountability & Reporting  
Four Capitol Mall, Room 105-C  
Little Rock, AR 72201

Tel: (501) 682-5059  
Fax: (501) 682-9035  
E-Mail: [alisa.moore@arkansas.gov](mailto:alisa.moore@arkansas.gov)

Annual Financial Report and Budget - Level II  
06-30-2014

Run Date: 09/18/2014  
LEA: 54-04-000  
District: MARVELL SCHOOL DISTRICT

PAGE #: 1

County: PHILLIPS

	Actual FY 13-14	Budget FY 14-15
	-----	-----
FUND 1 - Teacher Salary		
Beginning Balance	\$ 0.00	\$ 0.00
Expenditures:		
1100 - Reg Prog/Elem Sec		
61000 - 61999	\$ 1724577.72	\$ 1502302.59
	-----	-----
Sub-Totals 1100 - 1199	\$ 1724577.72	\$ 1502302.59
1200 - Spec Ed		
61000 - 61999	\$ 145308.86	\$ 148455.63
	-----	-----
Sub-Totals 1200 - 1299	\$ 145308.86	\$ 148455.63
1300 - Wkfc Ed Prog		
61000 - 61999	\$ 145161.03	\$ 161509.09
	-----	-----
Sub-Totals 1300 - 1399	\$ 145161.03	\$ 161509.09
1500 - Comp Ed Prog		
61000 - 61999	\$ 44150.00	\$ 0.00
	-----	-----
Sub-Totals 1500 - 1899	\$ 44150.00	\$ 0.00
1900 - Oth Inst Prog		
61000 - 61999	\$ 40727.40	\$ 48754.00
	-----	-----
Sub-Totals 1900 - 1999	\$ 40727.40	\$ 48754.00
2100 - Sup Svcs-Stud		
61000 - 61999	\$ 72932.76	\$ 70428.48
	-----	-----
Sub-Totals 2100 - 2199	\$ 72932.76	\$ 70428.48
2200 - Sup Svcs-Inst Stf		
61000 - 61999	\$ 123569.02	\$ 124285.02
	-----	-----
Sub-Totals 2200 - 2299	\$ 123569.02	\$ 124285.02
2300 - Sup Svcs-Gen Adm		
61000 - 61999	\$ 101051.49	\$ 94000.00
	-----	-----
Sub-Totals 2300 - 2399	\$ 101051.49	\$ 94000.00
2400 - Sup Svcs-Sch Adm		
61000 - 61999	\$ 36308.21	\$ 36308.21
	-----	-----
Sub-Totals 2400 - 2499	\$ 36308.21	\$ 36308.21
	-----	-----
Total Expenditures	\$ 2433786.49	\$ 2186043.02
Transfers:		
52200 - 52299	\$ 2433786.49	\$ 2186043.02
	-----	-----
Total Transfers	\$ 2433786.49	\$ 2186043.02
	=====	=====
Ending Balance	\$ 0.00	\$ 0.00

	Actual FY 13-14	Budget FY 14-15
FUND 2 - Operating		
Beginning Balance	\$ 2799495.63	\$ 2746928.56
Revenues:		
11000 - 11999	\$ 1776705.61	\$ 1725000.00
12000 - 12999	\$ 0.00	\$ 0.00
15000 - 15999	\$ 13361.62	\$ 12500.00
19000 - 19999	\$ 148768.77	\$ 136950.00
31000 - 31999	\$ 1500249.00	\$ 1378778.00
32000 - 39999	\$ 1152206.37	\$ 1034721.10
41000 - 41999	\$ 39046.91	\$ 40000.00
53000 - 99999	\$ 60350.00	\$ 0.00
Total Revenues	\$ 4690688.28	\$ 4327949.10
Expenditures:		
1100 - Reg Prog/Elem Sec		
61000 - 61999	\$ 71433.61	\$ 70318.75
62000 - 62999	\$ 436586.49	\$ 390603.80
63000 - 63999	\$ 25897.76	\$ 25500.00
65000 - 65999	\$ 63366.18	\$ 50211.30
66000 - 66999	\$ 61702.18	\$ 40099.42
68000 - 68999	\$ 6682.57	\$ 1550.00
Sub-Totals 1100 - 1199	\$ 665668.79	\$ 578283.27
1200 - Spec Ed		
62000 - 62999	\$ 33083.76	\$ 33450.00
65000 - 65999	\$ 10886.59	\$ 0.00
Sub-Totals 1200 - 1299	\$ 43970.35	\$ 33450.00
1300 - Wkfc Ed Prog		
62000 - 62999	\$ 35670.27	\$ 35990.00
65000 - 65999	\$ 232.19	\$ 200.00
66000 - 66999	\$ 1748.74	\$ 1700.00
68000 - 68999	\$ 500.00	\$ 500.00
Sub-Totals 1300 - 1399	\$ 38151.20	\$ 38390.00
1500 - Comp Ed Prog		
61000 - 61999	\$ 14591.49	\$ 17806.00
62000 - 62999	\$ 14113.57	\$ 4200.00
66000 - 66999	\$ 2285.05	\$ 2161.90
Sub-Totals 1500 - 1899	\$ 30990.11	\$ 24167.90
1900 - Oth Inst Prog		
61000 - 61999	\$ 3090.00	\$ 0.00
62000 - 62999	\$ 10744.99	\$ 10150.00
65000 - 65999	\$ 26509.41	\$ 25474.07
66000 - 66999	\$ 117.13	\$ 0.00
Sub-Totals 1900 - 1999	\$ 40461.53	\$ 35624.07
2100 - Sup Svcs-Stud		
61000 - 61999	\$ 35875.00	\$ 35875.00
62000 - 62999	\$ 34130.96	\$ 25402.00
63000 - 63999	\$ 0.00	\$ 0.00
66000 - 66999	\$ 0.00	\$ 0.00
68000 - 68999	\$ 351.00	\$ 350.00
Sub-Totals 2100 - 2199	\$ 70356.96	\$ 61627.00

	Actual FY 13-14	Budget FY 14-15
2200 - Sup Svcs-Inst Stf		
61000 - 61999	\$ 9500.00	\$ 0.00
62000 - 62999	\$ 20220.23	\$ 18401.00
65000 - 65999	\$ 45271.54	\$ 22983.61
66000 - 66999	\$ 891.00	\$ 800.00
68000 - 68999	\$ 4190.00	\$ 200.00
Sub-Totals 2200 - 2299	\$ 80072.77	\$ 42384.61
2300 - Sup Svcs-Gen Adm		
61000 - 61999	\$ 8068.58	\$ 0.00
62000 - 62999	\$ 25232.22	\$ 22362.00
63000 - 63999	\$ 7735.25	\$ 5300.00
65000 - 65999	\$ 37616.46	\$ 30225.00
66000 - 66999	\$ 16267.83	\$ 13300.00
68000 - 68999	\$ 14911.70	\$ 10000.00
Sub-Totals 2300 - 2399	\$ 109832.04	\$ 81187.00
2400 - Sup Svcs-Sch Adm		
61000 - 61999	\$ 25938.57	\$ 25938.57
62000 - 62999	\$ 15795.05	\$ 15794.00
Sub-Totals 2400 - 2499	\$ 41733.62	\$ 41732.57
2500 - Sup Svcs-Bus		
61000 - 61999	\$ 121289.16	\$ 65000.00
62000 - 62999	\$ 44921.22	\$ 14950.00
Sub-Totals 2500 - 2599	\$ 166210.38	\$ 79950.00
2600 - Op & Mntc of Plnt		
61000 - 61999	\$ 164862.58	\$ 144903.73
62000 - 62999	\$ 37244.54	\$ 30845.00
64000 - 64999	\$ 49615.97	\$ 33000.00
65000 - 65999	\$ 129480.20	\$ 121200.00
66000 - 66999	\$ 190307.12	\$ 148104.30
67000 - 67999	\$ 0.00	\$ 0.00
68000 - 68999	\$ 3728.92	\$ 2700.00
Sub-Totals 2600 - 2699	\$ 575239.33	\$ 480753.03
2700 - Stud Transp Svcs		
61000 - 61999	\$ 90561.94	\$ 80081.15
62000 - 62999	\$ 19595.52	\$ 17400.00
65000 - 65999	\$ 15754.21	\$ 25310.30
66000 - 66999	\$ 81322.18	\$ 50250.00
68000 - 68999	\$ 0.00	\$ 0.00
Sub-Totals 2700 - 2799	\$ 207233.85	\$ 173041.45
2900 - Oth Sup Svcs		
63000 - 63999	\$ 3061.78	\$ 2000.00
Sub-Totals 2900 - 2999	\$ 3061.78	\$ 2000.00
5900 - Oth Non-Prog Cost		
69000 - 69999	\$ 4622.15	\$ 0.00
Sub-Totals 5900 - 9999	\$ 4622.15	\$ 0.00

	Actual FY 13-14	Budget FY 14-15
	-----	-----
Total Expenditures	\$ 2077604.86	\$ 1672590.90
Transfers:		
52200 - 52299	\$ 3182769.40	\$ 2650916.92
52900 - 52949	\$ 14500.00	\$ 12158.00
52200 - 52299	\$ 27997.00	\$ 44723.59
69310 - 69319	-\$ 1841089.04	-\$ 1587033.42
69320 - 69329	-\$ 2982769.40	-\$ 2650916.92
69330 - 69339	-\$ 4337.50	-\$ 4912.50
69340 - 69349	-\$ 123309.50	-\$ 238702.50
69320 - 69329	-\$ 200000.00	\$ 0.00
69310 - 69319	-\$ 516151.40	-\$ 515659.60
69320 - 69329	-\$ 27997.00	-\$ 44723.59
69310 - 69319	-\$ 76546.05	-\$ 83350.00
69340 - 69349	-\$ 118717.00	\$ 0.00
Total Transfers	-\$ 2665650.49	-\$ 2417500.02
Ending Balance	\$ 2746928.56	\$ 2984786.74

	Actual FY 13-14	Budget FY 14-15
FUND 3 - Building		
Beginning Balance	\$ 263353.60	\$ 267691.10
Transfers:		
52200 - 52299	\$ 4337.50	\$ 4912.50
Total Transfers	\$ 4337.50	\$ 4912.50
Ending Balance	\$ 267691.10	\$ 272603.60

	Actual FY 13-14	Budget FY 14-15
FUND 4 - Debt Service		
Beginning Balance	\$ 0.00	\$ 0.00
Expenditures:		
5100 - LEA Indbtns		
68000 - 68999	\$ 52026.50	\$ 48702.50
69000 - 69999	\$ 190000.00	\$ 190000.00
Sub-Totals 5100 - 5199	\$ 242026.50	\$ 238702.50
Total Expenditures	\$ 242026.50	\$ 238702.50
Transfers:		
52200 - 52299	\$ 242026.50	\$ 238702.50
Total Transfers	\$ 242026.50	\$ 238702.50
Ending Balance	\$ 0.00	\$ 0.00

	Actual FY 13-14	Budget FY 14-15
FUND 5 - Capital Outlay		
Beginning Balance	\$ 0.00	\$ 0.00
Ending Balance	\$ 0.00	\$ 0.00



	Actual FY 13-14	Budget FY 14-15
FUND 6 - Federal Grants		
Beginning Balance	\$ 113373.84	\$ 65293.82
Revenues:		
43000 - 44999	\$ 105000.00	\$ 240000.00
45000 - 46999	\$ 2266282.24	\$ 1798422.42
Total Revenues	\$ 2371282.24	\$ 2038422.42
Expenditures:		
1100 - Reg Prog/Elem Sec		
61000 - 61999	\$ 64790.62	\$ 164450.00
62000 - 62999	\$ 14027.04	\$ 42598.88
63000 - 63999	\$ 0.00	\$ 1700.00
65000 - 65999	\$ 13552.58	\$ 7961.41
66000 - 66999	\$ 16188.17	\$ 33829.29
68000 - 68999	\$ 1852.00	\$ 0.00
Sub-Totals 1100 - 1199	\$ 110410.41	\$ 250539.58
1200 - Spec Ed		
61000 - 61999	\$ 59419.65	\$ 29893.00
62000 - 62999	\$ 15102.51	\$ 8352.00
65000 - 65999	\$ 9136.37	\$ 0.00
66000 - 66999	\$ 841.91	\$ 23725.89
Sub-Totals 1200 - 1299	\$ 84500.44	\$ 61970.89
1300 - Wkfc Ed Prog		
65000 - 65999	\$ 178.68	\$ 0.00
Sub-Totals 1300 - 1399	\$ 178.68	\$ 0.00
1500 - Comp Ed Prog		
61000 - 61999	\$ 291320.17	\$ 208272.00
62000 - 62999	\$ 69865.69	\$ 59619.75
65000 - 65999	\$ 8791.19	\$ 28550.92
66000 - 66999	\$ 204582.30	\$ 187465.80
67000 - 67999	\$ 0.00	\$ 42334.00
Sub-Totals 1500 - 1899	\$ 574559.35	\$ 526242.47
2100 - Sup Svcs-Stud		
61000 - 61999	\$ 69323.16	\$ 0.00
62000 - 62999	\$ 16270.30	\$ 0.00
65000 - 65999	\$ 432.38	\$ 40440.00
66000 - 66999	\$ 4291.40	\$ 9302.56
Sub-Totals 2100 - 2199	\$ 90317.24	\$ 49742.56
2200 - Sup Svcs-Inst Stf		
61000 - 61999	\$ 634945.20	\$ 582221.83
62000 - 62999	\$ 146823.58	\$ 163743.68
63000 - 63999	\$ 6077.00	\$ 4632.30
65000 - 65999	\$ 457138.24	\$ 97413.72
66000 - 66999	\$ 12837.23	\$ 27124.97
68000 - 68999	\$ 10195.66	\$ 0.00
Sub-Totals 2200 - 2299	\$ 1268016.91	\$ 875136.50
2300 - Sup Svcs-Gen Adm		
61000 - 61999	\$ 42588.83	\$ 40084.00
62000 - 62999	\$ 9904.98	\$ 12025.00

	Actual FY 13-14	Budget FY 14-15
	-----	-----
65000 - 65999	\$ 805.17	\$ 2000.00
66000 - 66999	\$ 1329.17	\$ 500.00
Sub-Totals 2300 - 2399	\$ 54628.15	\$ 54609.00
2500 - Sup Svcs-Bus		
61000 - 61999	\$ 24205.73	\$ 18638.00
62000 - 62999	\$ 6034.16	\$ 5590.00
Sub-Totals 2500 - 2599	\$ 30239.89	\$ 24228.00
2700 - Stud Transp Svcs		
61000 - 61999	\$ 4877.81	\$ 8372.00
62000 - 62999	\$ 1055.12	\$ 2611.60
65000 - 65999	\$ 151488.12	\$ 37964.00
66000 - 66999	\$ 14000.00	\$ 0.00
Sub-Totals 2700 - 2799	\$ 171421.05	\$ 48947.60
3100 - Fd Svc Ops		
63000 - 63999	\$ 386.90	\$ 0.00
65000 - 65999	\$ 0.00	\$ 6100.00
66000 - 66999	\$ 20203.24	\$ 0.00
Sub-Totals 3100 - 3199	\$ 20590.14	\$ 6100.00
3300 - Comm Svcs Ops		
66000 - 66999	\$ 0.00	\$ 5611.00
Sub-Totals 3300 - 3399	\$ 0.00	\$ 5611.00
5500 - Ind Cost		
68000 - 68999	\$ 14500.00	\$ 12158.00
Sub-Totals 5500 - 5899	\$ 14500.00	\$ 12158.00
Total Expenditures	\$ 2419362.26	\$ 1915285.60
Transfers:		
52600 - 52699	\$ 37152.00	\$ 14563.34
69360 - 69369	-\$ 37152.00	-\$ 14563.34
Total Transfers	\$ 0.00	\$ 0.00
Ending Balance	\$ 65293.82	\$ 188430.64

	Actual FY 13-14	Budget FY 14-15
FUND 7 - Activity		
Beginning Balance	\$ 20273.75	\$ 19446.69
Revenues:		
15000 - 15999	\$ 27.30	\$ 0.00
17000 - 17999	\$ 48920.75	\$ 0.00
Total Revenues	\$ 48948.05	\$ 0.00
Expenditures:		
1100 - Reg Prog/Elem Sec		
65000 - 65999	\$ 10273.52	\$ 0.00
66000 - 66999	\$ 10623.21	\$ 0.00
68000 - 68999	\$ 28878.38	\$ 0.00
Sub-Totals 1100 - 1199	\$ 49775.11	\$ 0.00
Total Expenditures	\$ 49775.11	\$ 0.00
Ending Balance	\$ 19446.69	\$ 19446.69

	Actual FY 13-14	Budget FY 14-15
	-----	-----
FUND 8 - Food Service		
Beginning Balance	\$ 25188.13	\$ 0.00
Revenues:		
16000 - 16999	\$ 5418.01	\$ 4825.00
19000 - 19999	\$ 63.00	\$ 0.00
32000 - 39999	\$ 2209.19	\$ 2000.00
45000 - 46999	\$ 305646.36	\$ 289453.00
	-----	-----
Total Revenues	\$ 313336.56	\$ 296278.00
Expenditures:		
3100 - Fd Svc Ops		
61000 - 61999	\$ 77553.41	\$ 75442.00
62000 - 62999	\$ 17777.41	\$ 18861.00
65000 - 65999	\$ 1966.40	\$ 1800.00
66000 - 66999	\$ 241067.47	\$ 190000.00
68000 - 68999	\$ 160.00	\$ 175.00
	-----	-----
Sub-Totals 3100 - 3199	\$ 338524.69	\$ 286278.00
	-----	-----
Total Expenditures	\$ 338524.69	\$ 286278.00
	-----	-----
Ending Balance	\$ 0.00	\$ 10000.00

	Actual FY 13-14	Budget FY 14-15
FUND 9 - Fixed Asset		
Beginning Balance	\$ 3331515.08	\$ 3331515.08
Ending Balance	\$ 3331515.08	\$ 3331515.08