


SIUSLAW

Siuslaw School
District 97J

Administrator Reports



May 13, 2020

Andy Grzeskowiak – Superintendent Report & Communications
SSD 97J Board of Directors Meeting May 13, 2020

New Employees – as per Board contract approval of position

TJ Wilson – CTE Woodshop & Construction, Siuslaw MS & Siuslaw HS

Jennifer McKenzie – District Library & Media Specialist

William Lipe – Integrated Science Teacher, Siuslaw HS

Patrick Looney – CTE Computer Technology & Business, Siuslaw MS & Siuslaw HS

Reinstatements to Certified Contract Status; resignations rescinded and accepted

Sarah Girard – Counselor, Siuslaw MS

Tori Shubin – Special Education, Siuslaw MS

Transfer of Position

Tim Tregoning – CTE Metal Fabrication & Manufacturing, Siuslaw HS
(transfer from Automotive Service)

Retirements / Resignations

Darci Stuller – Assistant Principal, Siuslaw Middle School

Monica Plotts – Kindergarten, Siuslaw Elementary School

Student Calendar 2019-20

There have been multiple updates and changes in the Governor’s Executive Orders and state regulations since EO 20-8 and the filing of the amended Student School Year calendar on March 29, 2020.

An updated draft calendar and resolution reflecting the subsequent executive orders and state regulations is in the board packet for review and discussion.

Board Report for May 2020

A. Enrollment

9	102
10	100
11	81
12	89
12+	8
Total	380

B. Contact & Attendance

We have made contact with all students/families.

Attendance:

- 87% of all students have participated in distance learning in some way in the past two weeks with 6% of those in the student body electing to do packets.
- Excluding Students w/ Packets:
 - 67% attendance for the week of 4/20, 36 students were not marked present for any class (12%)
 - 64% attendance for week of 4/27, 42 students were not marked present for any class (14%)
 - 31 students (11%) only attended 1-2 classes in weeks 4/20-4/27 combined.
 - 133 students (47%) have attended all classes in weeks 4/20-4/27 combined.
- We are beginning to see packets slowly trickle in.

C. Graduation Update

- 1 senior needs 2 credits to graduate
- 2 need 1.5 credits to graduate
- 4 need 1 credit to graduate
- 5th year: 2 have graduated, 1 should graduate only needing .5 credits, 1 will likely not graduate needing 3.5 credits.
- 1 GED student

D. School Culture & Climate

- Mid-Closure Survey: Facebook News and Synergy Email
- Dude Be Nice Week
 1. Virtual High Fives

2. Chalk art and positive messages in driveways and around town (boxes of chalk will be left at all 3 schools for pick up).
 3. Social media shout outs to people about being kind & general positive messages using hashtag #SiuslawBeNice.
 4. Virtual Bingo cards for students to fill out and submit for a prize when completed.
- Staff Lip Sync Video: [Staff Lip Sync Video](#)

Administrator Report to Board

Date: 5/7/2020

School: Siuslaw Middle School

Administrators: Andy Marohl & Darci Stuller

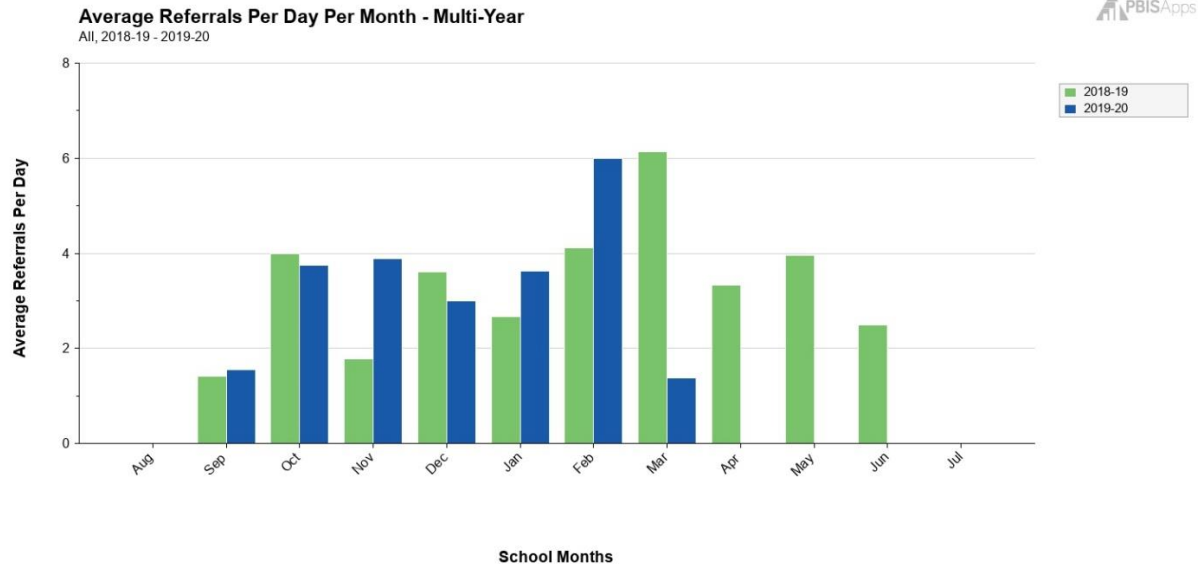
A. Mobility Rate

	Aug	Sept	Oct	Nov	Dec	Jan	Feb	Mar	Apr	May	June
Adds	28	7	6	8	5	2	3	0	0		
Drops	16	11	4	2	2	6	0	0	0		

B. Current Enrollment

Grade	Enrollment
6	133
7	128
8	120
Total	381

C. Discipline Data



SMS Behavior Data has never looked better this time of year! We are running into some new classroom management issues in Google Classroom. Teachers are able to manage behaviors just fine.

D. Attendance Data – Distance Learning

There are 43 students (11%) receiving Paper Packets. We have a low return so far on paper packets. However, we have been in contact with most families and they report that the students are working on them regularly. Eight of those students use a hybrid model where they attend online and work on paper packets. Some have poor internet connection due to their location and some are in the life skills program.

Average Daily Attendance Online

	4/13 – 5/1/2020
6 th Grade	83.5%
7 th Grade	81.9%
8 th Grade	74.8%

Percent of Students with perfect attendance online

	4/27 – 5/1/2020
6 th Grade	48% or 52 students
7 th Grade	61% or 72 students
8 th Grade	43% or 49 students

19 Students (5.6%) were absent the week of 4/27-5/1 and teachers, counselor and administrators are working on making contact with these families. We are currently working on a list for a second round of home visits. These visits will be focused on students that have attended online but are disengaging from their learning.

E. Academic Data

N/A

F. Events Calendar

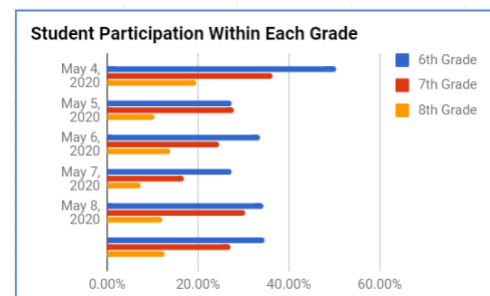
Date	Event
N/A	N/A

G. School Culture and Climate

Spirit Week

SMS did a spirit week with dress-up days. Participation was decent with about 60% of kids and most teachers participating.

Monday	Crazy Hair Day
Tuesday	Hippie Day
Wednesday	Beach Day
Thursday	Fairy Tale Day
Friday	Camo Day



Cooking with Grundon

Sean Grundon started a cooking class with his students. So far, they have made chicken pot pie, meat loaf, enchiladas and Mexican rice. Chinese chicken salad with oriental dressing, banana bread with

frosting and homemade pizza is next. Mr. Grundon provides the list of ingredients a week ahead so students can be prepared for meal time.

PBIS

We have started giving rewards to kids who have perfect attendance. We handed out six gift cards this week for last week's attendance. Students are being acknowledged in their Google Classrooms. We are also giving out rewards to the Packateers who return their completed packets. (This continues to be a struggle)

We awarded Student of the Month and mailed certificates. Each teacher nominates a Student of the Month, and the results are as follows:

Teacher	Student
Charnae Decker	Kylee Stinger
Kelly Dotson	Ava Borgnino
McKenzie Perry	Danin Lacouture
Hannah Wartnik	Jessica Lopez
Ethan Dougherty	Sylas Gorder
Amy Tregoning	Casey Harris
Hilary Roach	Liliana Bitner
Nick Johnson	Ty Bond
Sean Grundon	Dylan Jensen

Teacher	Student
Ryan Roach	River Howell
Kat Grove	Isabella Gauderman
Heather Wiggins	Alysah Johnson
Tammy Stanek	Caitlyn Walk
Jaimisyn Kopilec	Ethan Jagoe Malaki Kirk (Robotics)
Janet Mitchell	Leo Robertson
Chris Rowbotham	Camden Linton
Cindi Ramsey	Holden Kurth
Eddie Mielke	Isaac Glowacki

Art

Ms. Suveges will be starting an Art Club through Google Classroom next week (5/7).

We had some very generous donors who provided art supplies to students at home. Nancy Archer donated an art kit for every student enrolled in Art class so that they'd all have the same materials to work with. This will help Ms. Suveges' planning much easier and it will be better for students as well. Jo Beaudreau of Beau Arts gave a wholesale supply discount to make this more affordable.

Game Knights

Mr. Dunn and Melanie Goeddel are working to plan Game Knights. Game Knights was originally a voluntary after school program. Andreus and Melanie planned and supervised all sorts of games. We are hoping to go virtual with Game Knights soon. They can setup a Google Classroom and students can join and sign up for the virtual games that they'd like to participate in. This will be a great opportunity for students to socially interact in a safe environment.

Personal Item Distribution

We have had a fairly good turnout for distributing student's personal items back to them. Several aides, along with custodial staff, bagged and tagged student book lockers. They are steadily coming through to pick them up. We do anticipate having more families having to come through next week as well.

Student Engagement

Staff have been making monumental efforts to track down all students from Siuslaw Middle School. We have made contact with everyone, but are still working to engage students who are not attending regularly online. For teachers, this involves many, many phone calls. Administration and counselors have been making home visits for difficult households to reach.

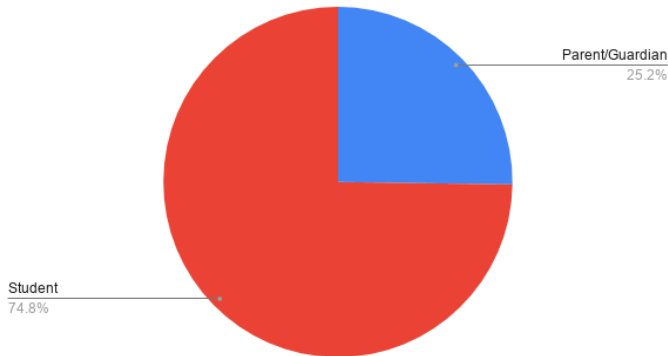
Forecasting

Like everything else lately, course forecasting for next year has gone digital. I'd like to give a big shout-out to Sarah Girard for making this happen. We have about 60% of students completed with forecasting, and are hoping for the remainder by Monday. This data will help build the master schedule for next year.

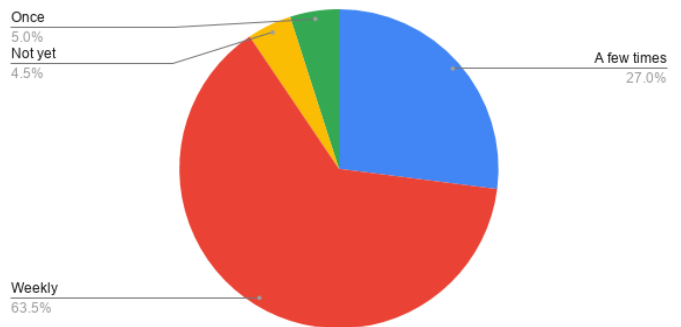
Distance Learning Survey Summary

The following charts represent just those families who have at least one middle school student. They may also have students in the elementary and high school as well. The data represents 221 Respondents, with 56 Parents/Guardians and 164 Students.

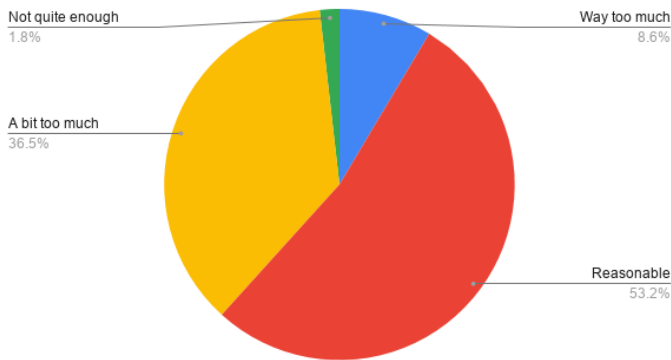
Count of Are you a parent/guardian or a student?



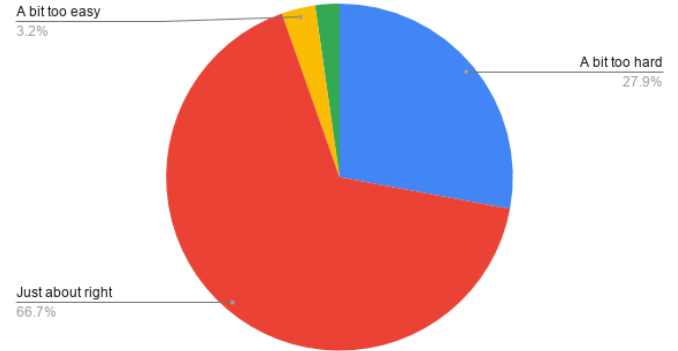
Count of Since schools closed due to COVID-19, have you been in communication with teachers and/or other school



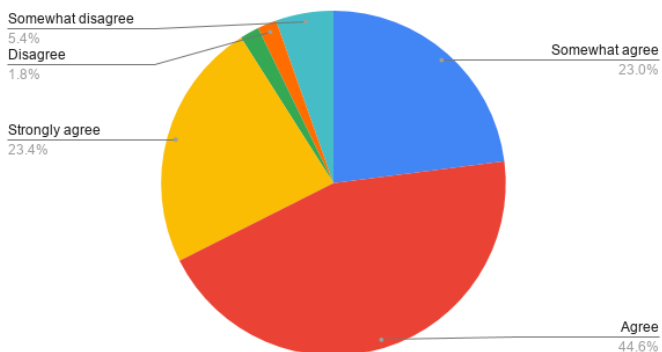
Count of The amount of work is reasonable



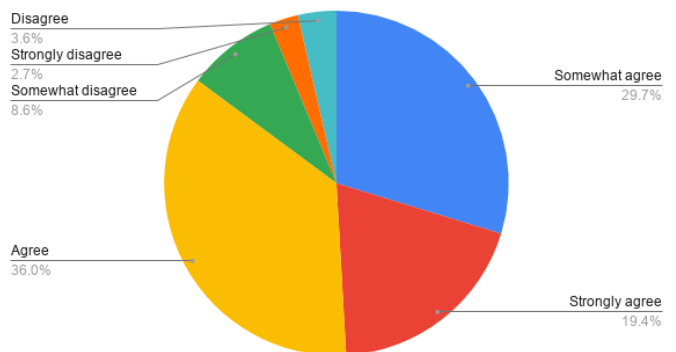
Count of The difficulty level of the assignments is about right.



Count of I/my student(s) feel supported by their teachers.



Count of I/my student(s) feel supported by their school.



Monthly Administrator Report to Board

Date: May, 2020 School: SES Administrator: Harklerode

A. Mobility Rate- unavailable this month

	Aug	Sept	Oct	Nov	Dec	Jan	Feb	Mar	Apr	May	June
Adds											
Drops											

B. Current Enrollment-

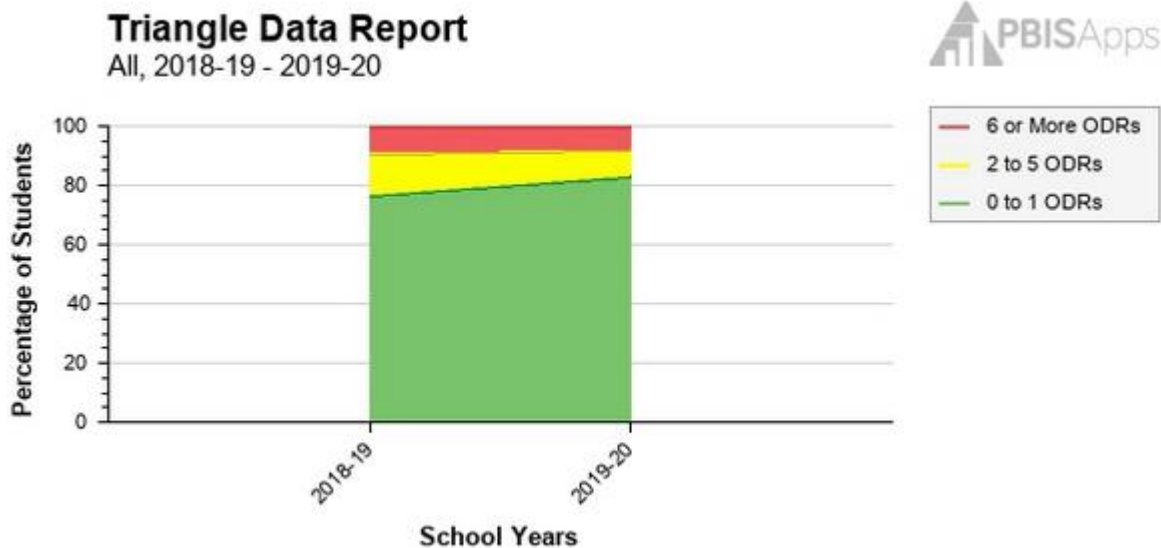
Grade	Enrollment
Kinder	107
1	105
2	84
3	105
4	91
5	92

Total= 584

C. Discipline Data

Our discipline data has never looked better 😊.

Based on the first 2/3 of the year, our Triangle Report looks improved. More than 80% of our students have received 0-1 behavioral referral this year.



D. Attendance Data

Distance Learning has different forms at different grades. Kindergarten and 1st Grade are doing a hybrid model with paper packets for all supported by Google Classroom instruction. 2nd-5th Grades are doing Google Classroom instruction with paper packets provided only to those with connectivity challenges.

Attendance through the closure has been difficult to track. There are a number of ways for students to “attend”:

- Participating in Google Meets Sessions- each teacher is hosting a minimum of two repeating sessions (4 total) per week. For instance, a teacher may have a morning session and a repeating afternoon session on the same day. Students attend whichever fits their family rhythms.
- Completing assignments in Google Classrooms

- Completing paper packets- supported by email/phone by school staff. There is a lag time for these to be returned to school.

This varied participation makes it difficult to accurately track attendance for a given period until about a week later.

Another challenge is determining what level of production constitutes attendance.

On April 22nd, we had between 65% (2nd Grade) and 95% (4th and 5th Grade) engagement in one of the above modes.

We asked teaches to chart specifics for the week of May 4th-May 8th. Though the data set is not complete at this time, early numbers are below:

Participation Rates

Online-	Kindergarten	68%
	1 st Grade	Data available when packets are due
	2 nd Grade	40%
	3 rd Grade	47% with more to report at weeks end
	4 th Grade	72%
	5 th Grade	81%

Paper Packets- Total of 28% of students working on paper packet.

In general terms, families of K-2 students are struggling with online learning. Each week we are getting more requests for the packets we had planned only for non-connected students. Most frustrations stem from frustrations with kids who are not able to work the mobile platform independently. Distance Learning places a heavy burden on home support for the primary years.

Our 3rd-5th Grade students are faring much better.

E. Academic Data-

F. Graduation Projection- 100%

G. Events Calendar- we usually have plans in place for Kindergarten Registration and Back to School Registration set by this point. Both are on hold due to social distancing restrictions.

H. School Culture and Climate

SES staff are working hard to provide for student learning during these times. In many cases, the teacher work-day has adjusted to accommodate families. Several teachers are hosting online learning well into the evening. This allows working parents to attend with their student.

Teachers are stressed. I am heartened to see that collegiality and camaraderie are still hallmarks of the school culture.

Monthly Administrator Report to Board

Date: May 7, 2020

School: District Special Programs

Administrator: Lisa Utz

Special Education

A. Mobility Rate-

Adds = new students or newly eligible students

Drops = moves out of district or exited from Special Education

	Aug	Sept	Oct	Nov	Dec	Jan	Feb	Mar	Apr	May	June
Adds	0	10	14	11	1	8	6	2	-	0	
Drops	6	0	2	6	5	4	2	10	-	4	

B. Current Enrollment

Enrollment by Grade (grade levels with change from last month in red)

Grade	KG	1st	2nd	3rd	4th	5th	6th	7th	8th	9th	10th	11th	12th	12 +	District Total
Total	17	15	14	15	18	24	26	19	11	12	10	12	9	5	207

Bldg.	SES	SMS	SHS	District Total
Total students on IEP's	103	56	48	207
+/- (from last report)	0	-1	-3	-4
Percentage of student population	17% (103/589)	15% (56/381)	12% (48/389)	15% (207/1359)

C. Events

Special Education: Individuals with Disabilities Education Act (IDEA)

Distance Learning Update:

SPED staff have had distance learning to set up, as well as outreach and paperwork for every IEP on their caseload. We were required to analyze and accept, amend, or change every IEP based on new distance learning requirements. This has not been an easy task, (think about 207 students on IEPs, and phone meetings and paperwork for each one!) and yet our team has kept their focus squarely on positive connections with our students and families.

Distance learning participation has been different for each classroom. The Life Skills programs are primarily packet and activity-based work, based on parent request. Our staff are sending out roughly 25-30

packets for students. They also have online classes offered each day, and use this as time to connect and maintain routines, like circle time, music, movement, art, or storytime. Attendance at the online portion of the day has been roughly around 50% of students.

For our Resource Room classes, it is also a mix of packet and online work. These students are primarily served in General Education classes, with consultation and additional support from SPED teachers. Students who typically are pulled out for reading or math interventions are being provided with work based on the goals on their IEP's, and teachers are adjusting their required work in class accordingly. They can also access time with SPED teachers and aides to get help with other classes and homework. Staff are sending out roughly 50 SPED packets for these students, with the highest number of those going out from the elementary classroom. Attendance online varies from building to building, with an average of about 50%. (This group is more difficult to gauge attendance on, as they participate in Gen Ed and so we may not be seeing them because they are in those classes.)

Our classified staff have been either supporting instruction in online sessions and packet work processing, or are working in essential duty positions (childcare or food service). EA's have also been provided with online professional development modules to round out their time with a meaningful and productive task. Building teams are meeting each week, and the entire Siuslaw SPED team meets every other week to connect, update, and review compliance.

ECCARES/Transition to Kindergarten

Lisa Utz met with staff from ECCARES to prepare for incoming kindergarten students with eligibility in place for special education services. At this time, we will have 2 students joining our Life Skills program, one who is also an inter-district transfer. We will have 8 other students joining our kindergarten classrooms who receive services, but who are not appropriate placements for Life Skills. In addition, we have 9 students who will join us with speech as the only area of service need. This is a total of 19 new IEP's for our caseloads at the elementary.

Due to the COVID-19 closure, our school psychologist was not able to complete evaluations we had expected would exit several students from eligibility under the category "Developmental Disability" (DD). However, this was supported within ECCARES staff using their own data, and 3 students who would have joined us with SPED services have been exited from their IFSP's. Overall, the number we are seeing for incoming special education seems to be what we would have had regardless of closure. This is a larger number than we are used to; from 2016-17 SY to last year's number, we averaged 13 new Special Education students per year.

It is difficult to say if this large number is due to the legislation regarding the eligibility of "Developmental Delay" (DD) continuing to 3rd grade, or if this is just a large bubble. Last year was the first

year of that label continuing, and we were at 13 incoming students last year. We will watch this over the next few years to get a better view of the impact of that legislation.

Title IA- Improving the Academic Achievement of the Disadvantaged

Preliminary allocations are in at a higher than expected level. Final allocations will be announced in July, and Lisa Utz will report that amount to the Board as it is determined. It is safe to expect that we will not have to lose staff funded by this federal program, and that is a huge relief. This is hopeful news in a time of financial concern. The elephant in the room is the constant change and financial upheaval that COVID-19 has swamped us with. Until the number is final in July, we cannot truly project.

Title IIA- Teacher and Principal Quality (Professional Development and Highly Qualified Staff)

Revisions to this grant are underway, as most of the professional development that was approved was for in-person training. These funds will now go to online PD, or other supports as allowable.

Title III- English Learners

Kassy Keppol has been reaching out to families of the students in her program, much like our Special Education case managers, and also consulting with Gen Ed teachers to provide for support or differentiation. Most families are fairly stressed and are opting to have their students focus on the Gen Ed classwork to reduce that stress. She is offering online assistance, but is not seeing high attendance.

A high point for Siuslaw SD this month was the finalization of a Seal of Biliteracy that will be awarded to one of our seniors from last year. This is an additional seal that follows the student on their transcript as an award for excellence in more than one language. In order to qualify, the student must be fluent in 2 or more languages and pass certain standards and tests. It is an honor to be sure, and we are thankful to Mrs. Keppol for making sure that this student was recognized and awarded.

Title X- McKinney-Vento: Homeless student supports

We have received donations from Florence Christian Church as well as a number of individuals who want to help our students in whatever way they can. We have not had any new students identified as homeless during this closure. The process involves paperwork to be filled out, and so we will be depending on word-of-mouth information on student needs until that process can be restarted. Ella Glowacki does keep her office hours, and is able to respond with support as it fits with the restrictions around COVID-19.

Current numbers at this time are as follows:

- Doubled up due to hardship: 36
- Motel/Hotel due to hardship: 7
- Car, RV, substandard housing: 15

Total: 58

Other Activities:

Lisa Utz attended or facilitated the following trainings, workshops, or meetings (all online):

- Weekly District-wide Special Education Team meetings
- Informational meeting for parents of students in Special Education (2 attended)
- COVID-19 Hungerford SPED Workshops (weekly online workshops to understand legal ramifications for SPED during this time)
- Lane ESD Curriculum Leaders meetings
- Title IX training
- Council of Special Education Administrators (national council meeting to review compliance issues from the federal level)
- Lane County SPED Directors meeting
- ODE workshops and trainings as updates to all Federal Programs rolled out