



Bald Knob High School



Bald Knob School District



LEA 7301003



(501) 724-6464



[View Website](#)

Information

School District	Bald Knob School District - 7301000
Grades Served	9 - 12
Enrollment	383
School Hours	7:50 AM - 3:00 PM
Before School Program	✗ NO
After School Program	✓ YES
Weekend Program	✗ NO
Summer Program	✓ YES
Breakfast Program (No cost to students)	✓ YES
Lunch Program (No cost to students)	✗ NO
Academic Programs	Concurrent College Courses, Advanced Placement, Advanced Courses
Enrichment Programs	Gifted and Talented, Quiz Bowl, various clubs and activities
Waivers view details	Attendance Class size Clock Hours Instructional Day Recess
County	White
Congressional District	Arkansas's 2nd Congressional District
Co-op	Wilbur D. Mills Educ. Co-Op - 7320000
Representatives	Representative David Hillman - 13 Representative Jim Wooten - 45 Representative Craig Christiansen - 47
Senators	Senator Ronald Caldwell - 23 Senator Jonathan Dismang - 28
School Board Members	Alfred Collins Ladonna Gibson Laura Mayfield Cale McGillvray Tyrel Pace



901 N Hickory Street
Bald Knob, AR 72010

Links

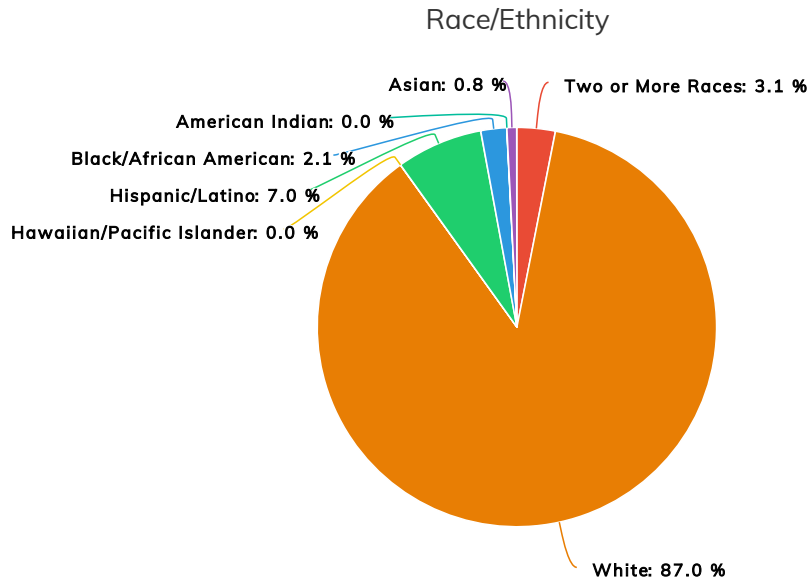
[Community Census Data](#)

[Labor Market Information](#)



Statistics

College Going Rate	25%	English Learners	1%
District Per Pupil Expenditures	\$10,802.39	Low Income	55%
Graduation Rate	88%	Average Years Teaching Experience	2.60
Student to Teacher Ratio	7 : 1	Students Eligible to Receive Special Education	11%
Average Class Size	12		

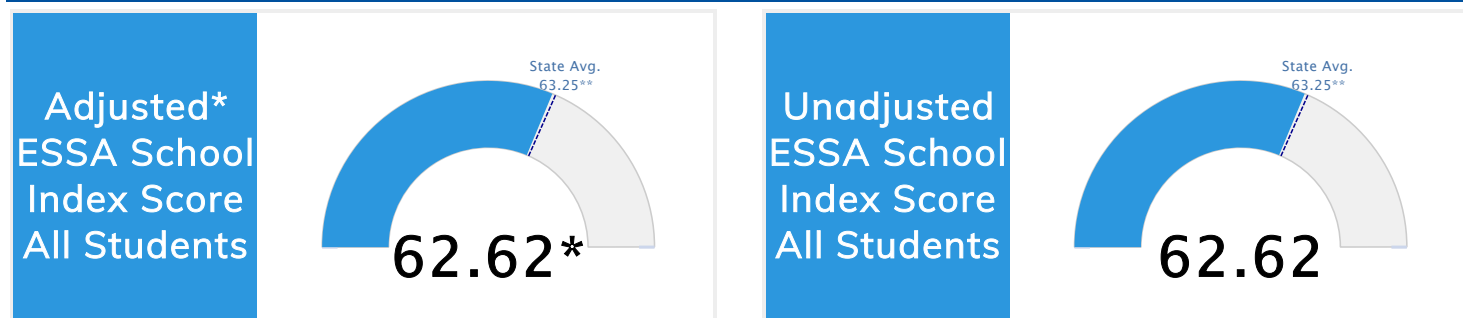


2020 - 2021 • Accountability At-a-Glance • Bald Knob High School

Contact Information	Student Information
Bald Knob High School Bald Knob School District	Grades 9 - 12 Total Enrollment 383
Principal: Lisa Moore Superintendent: Melissa Gipson	Black 2.09% English Learners 1.31%
901 N Hickory Street Bald Knob, AR 72010-	Hispanic 7.05% Economically Disadvantaged 55.09%
http://baldknobschools.org (501) 724-6464	White 86.95% Students with Disabilities 11.49%

The Public School Rating System (A.C.A. § 6-15-2105) was suspended for the 2020-2021 school year by Act 89 of 2021.

School Performance • ESSA School Index Score 2021



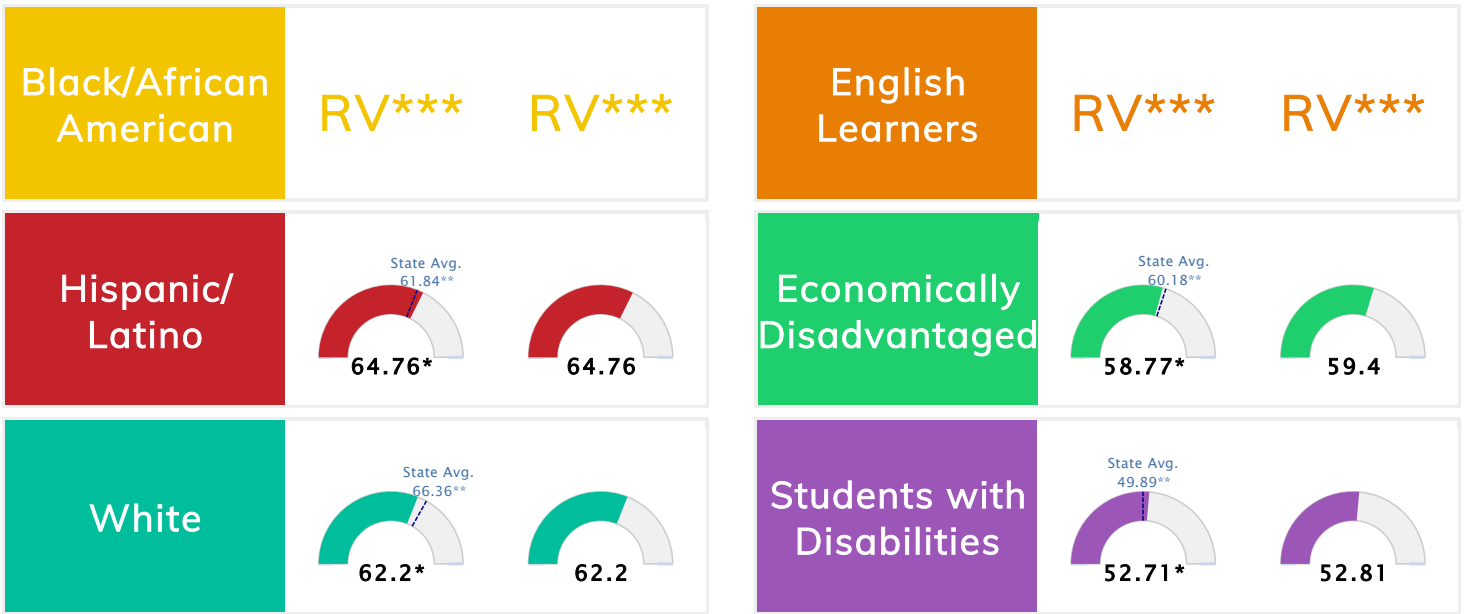


*To ensure stakeholders can draw reasonable conclusions about school performance, two scores are reported for all students and subgroups of students. This promotes increased transparency and ensures the information on performance is meaningful and comparable as required by Section 1111(c)(4)(E)(ii) of the Every Student Succeeds Act.

Two scores reported (If both scores are equal the school tested 95% or more students):

- **Adjusted ESSA School Index score:** The Annual ESSA School Index Score follows the approved [ESSA Business Rules](#).
- **Unadjusted ESSA School Index score:** This score reflects school performance for full academic year students that were tested regardless of whether 95% of students tested. Please see percent tested below. These data should only be used to facilitate discussions regarding the impact of COVID-19.

**State Average of ESSA School Index Scores for Grade Span.



	ELA % Tested	Math % Tested		ELA % Tested	Math % Tested
All Students	96.20%	96.74%			
Black / African American	RV***	RV***	English Learners	RV***	RV***
Hispanic / Latino	100.00%	100.00%	Economically Disadvantaged	93.69%	94.59%
White	95.71%	96.32%	Students with Disabilities	91.67%	95.83%

***RV = Restricted Value for sub-pops size < 10

Prepared by the Arkansas Department of Education: Division of Elementary and Secondary Education