



Bald Knob Middle School



Bald Knob School District



LEA 7301004



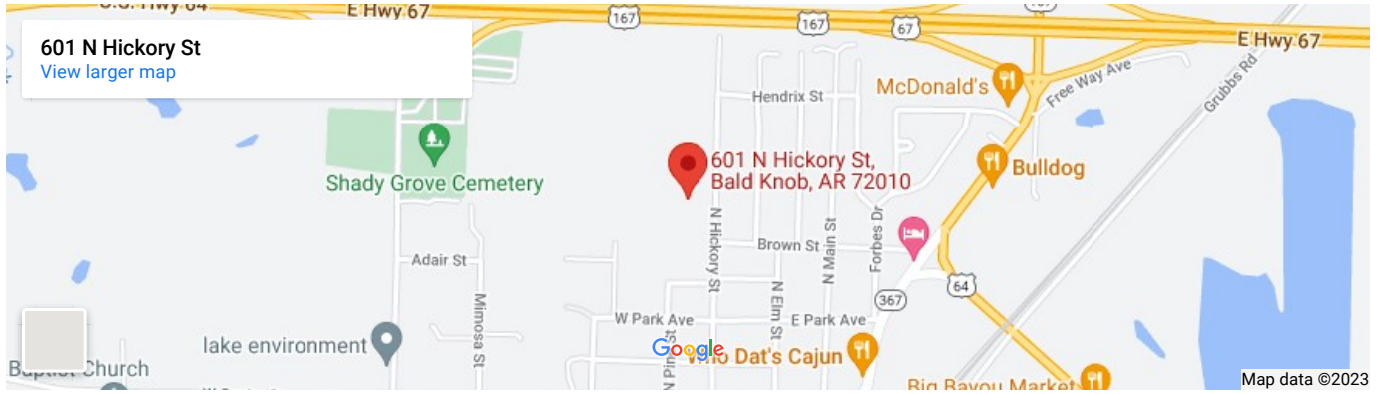
(501) 724-5652



[View Website](#)

Information

School District	Bald Knob School District - 7301000
Grades Served	6 - 8
Enrollment	291
School Hours	7:50 AM - 3:00 PM
Before School Program	✗ NO
After School Program	✓ YES
Weekend Program	✗ NO
Summer Program	✓ YES
Breakfast Program (No cost to students)	✓ YES
Lunch Program (No cost to students)	✗ NO
Academic Programs	Advanced Courses, Quiz Bowl
Enrichment Programs	Gifted and Talented, Various clubs and activities
Waivers view details	Attendance Class size Clock Hours Instructional Day Recess
County	White
Congressional District	Arkansas's 2nd Congressional District
Co-op	Wilbur D. Mills Educ. Co-Op - 7320000
Representatives	Representative David Hillman - 13 Representative Jim Wooten - 45 Representative Craig Christiansen - 47
Senators	Senator Ronald Caldwell - 23 Senator Jonathan Dismang - 28
School Board Members	Alfred Collins Ladonna Gibson Laura Mayfield Cale McGillvray Tyrel Pace



601 N Hickory Street
Bald Knob, AR 72010

Links

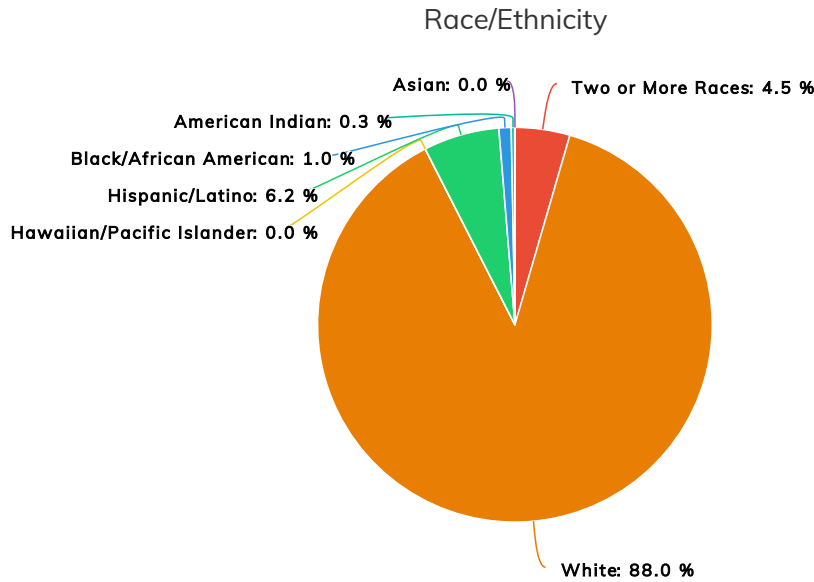
[Community Census Data](#)

[Labor Market Information](#)



Statistics

College Going Rate	N/A	English Learners	0%
District Per Pupil Expenditures	\$10,802.39	Low Income	57%
Graduation Rate	N/A	Average Years Teaching Experience	1.33
Student to Teacher Ratio	9 : 1	Students Eligible to Receive Special Education	14%
Average Class Size	17		

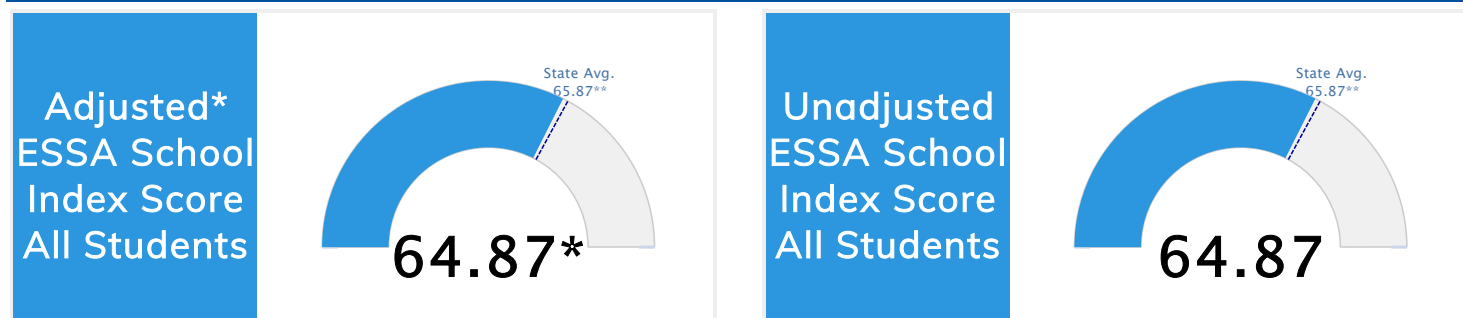


2020 - 2021 • Accountability At-a-Glance • Bald Knob Middle School

Contact Information	Student Information
Bald Knob Middle School Bald Knob School District	Grades 6 - 8 Total Enrollment 291
Principal: Angela Kindrex Superintendent: Melissa Gipson	Black 1.03% English Learners 0.34%
601 N Hickory Street Bald Knob, AR 72010-	Hispanic 6.19% Economically Disadvantaged 56.70%
http://baldknobschools.org (501) 724-5652	White 87.97% Students with Disabilities 13.75%

The Public School Rating System (A.C.A. § 6-15-2105) was suspended for the 2020-2021 school year by Act 89 of 2021.

School Performance • ESSA School Index Score 2021



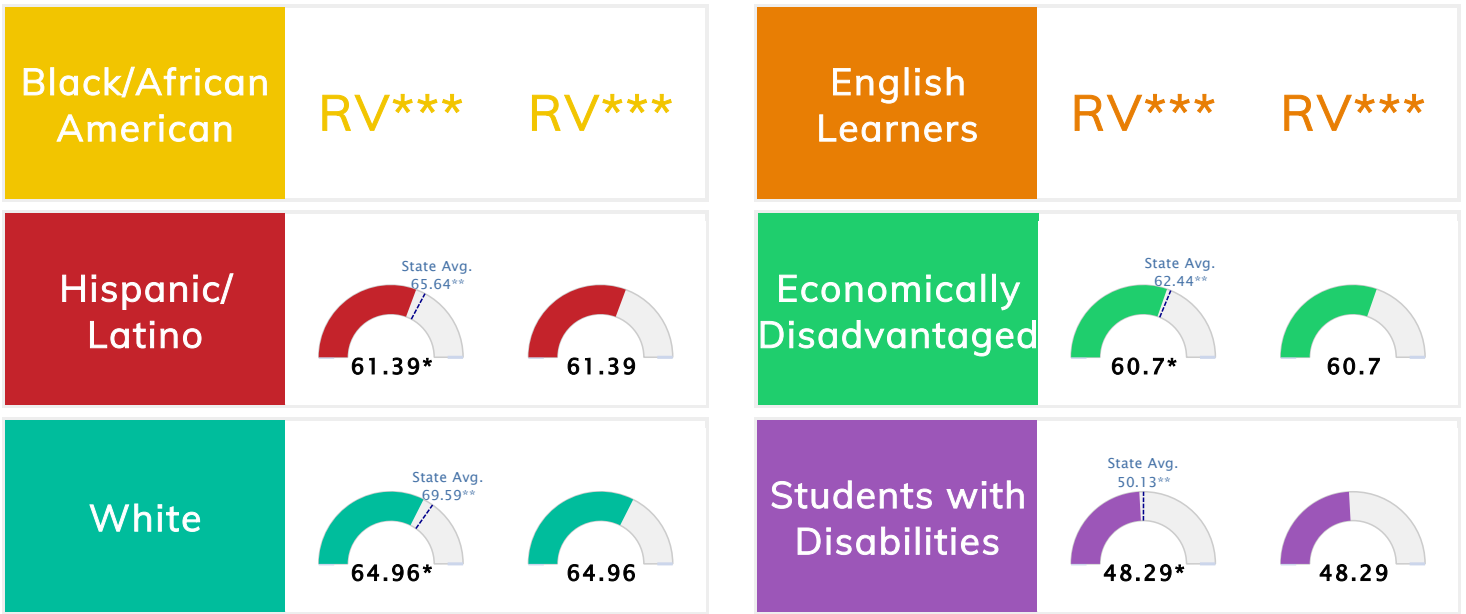


*To ensure stakeholders can draw reasonable conclusions about school performance, two scores are reported for all students and subgroups of students. This promotes increased transparency and ensures the information on performance is meaningful and comparable as required by Section 1111(c)(4)(E)(ii) of the Every Student Succeeds Act.

Two scores reported (If both scores are equal the school tested 95% or more students):

- **Adjusted ESSA School Index score:** The Annual ESSA School Index Score follows the approved [ESSA Business Rules](#).
- **Unadjusted ESSA School Index score:** This score reflects school performance for full academic year students that were tested regardless of whether 95% of students tested. Please see percent tested below. These data should only be used to facilitate discussions regarding the impact of COVID-19.

**State Average of ESSA School Index Scores for Grade Span.



	ELA % Tested	Math % Tested		ELA % Tested	Math % Tested
All Students	99.64%	99.64%			
Black / African American	RV***	RV***	English Learners	RV***	RV***
Hispanic / Latino	100.00%	100.00%	Economically Disadvantaged	99.35%	99.35%
White	99.59%	99.59%	Students with Disabilities	100.00%	100.00%

***RV = Restricted Value for sub-pops size < 10

Prepared by the Arkansas Department of Education: Division of Elementary and Secondary Education