


**Student Name:** \_\_\_\_\_

**Here is your WORD WORK daily agenda of assignments for this week:**

**Prep:** you will be working on letter/sound cards this week. Please cut out the letters flashcards with your child. The uppercase and lowercase letters should **STAY TOGETHER** on the card, like this:



**The letters and sounds this week are:** Oo - long o (like in open), Bb, Kk, Ll, Rr, Ww, and Plpl.

**Day 1:** Naming letters and sounds; naming and matching beginning sounds

- With the uppercase/lowercase letter-sound cards, practice putting out 3 different cards and have your child find the one you name. They should be able to tell the name of the letter, and the sound for the letter.
- There are 4 pages of pic/word cards that begin with these letters & sounds. Cut them apart with your child. Mix them up; then put out 4-5 cards and have them match 2 words that begin with the SAME sound.

**Day 2:** Identifying beginning letter sounds: Practice Day 1 activities again to "warm-up." Next put out a set of 3 different pic/word cards at a time, and have your child point to a word you name by listening for the beginning sound(s). Go through and do this with all of the cards to see if they can identify by the letter-sound they're hearing.

**Day 3:** Letter-Sound Activity Mats (7) - Oo Overalls, Bb ball, Kk kite, Ll lamp, Rr rose, Ww wagon, Plpl plate. **Goal: I will name words that begin (or end) with \_\_\_\_.** There are 7 letter sound activity mats, and 2 pages of pic/word cards to cut out for this activity. Once ready, lay out and name each pic/word card. Then model identifying other words that begin with a sound. For example, "I am looking for words that begin with /o/...this is work, does work begin with /o/? /w/ /w/ work...no work begins with /w/. I'll try ocean, /o/ /o/ Ocean, ocean begins with /o/." Have your child match and place pic/words that begin with the target letter-sound on each mat. You can use your letter sound cards from Day 1 to help students identify the letters and sounds.

**Days 4 and 5:** Continue to practice all of the activities for letter-sounds that have been introduced on Days 1, 2, and 3.

Parent's Signature: \_\_\_\_\_

RESOURCES FOR YOU...Students can work on DAILY anytime:

- Lexia app - [www.lexia.com](http://www.lexia.com)
- Matific app - [www.matific.com](http://www.matific.com)
- Bookflix app - link below
- Math facts flash cards
- Sight words flash cards

Book Flix <http://auth.grolier.com/login/bookflix//login.php?bfs=N> User name:  
sgs170 Password: raiders

-

Matific <https://www.matific.com/us/en-us/login-page/> User Name: first  
three letters of first and last names; example is Keith Brown so username = keibro  
Password: 1

-

Lexia Core 5 Reading <https://www.matific.com/us/en-us/login-page/> User  
name: User Name: first three letters of first and last names; example is Keith  
Brown so username = keibro Password: read

O

o

B

b

K

k

L


I

R


r

W


w




open




ocean




oatmeal




buy



bank




banana




key




kitchen




ketchup




lock




library




lunch



road




rat



restaurant




wallet



work




wash







plum



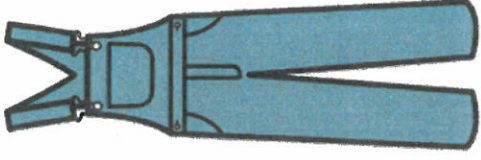
planet






playground




Oo






overalls




Bb






ball



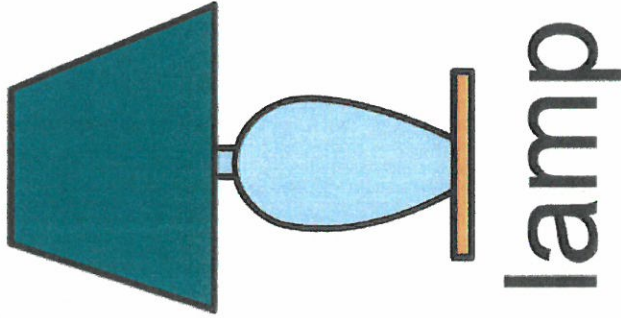
**Kk**






kite




ll






lamp




Rr






rose




Ww





wagon



**P I**




plate









open




ocean




oatmeal




buy



bank




banana



key



kitchen



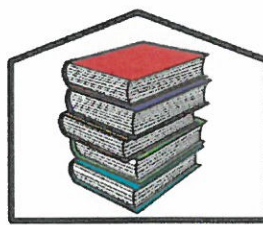
ketchup




lock



library




lunch






road




rat



restaurant




wallet




work




wash



plum



planet



playground

