

Student Name: _____

Here is your **READING** daily agenda of assignments for this week:

Continuing activities this week for the story, "What Do You Do" from last week's lesson. Please re-read the story before you begin each day's activities.

- Topic words: bank, buy, earn, home, job, money, work

Day 1: WH- Questions Matching Chart Make connections to the story's characters and what they do in the matching chart. Ask your child questions to find the answers: "What is Ruby's mom's job? Let's look at the story on pg. 2." Model how to answer each question (what do they do? What do they wear? Where do they work?) And model how to find the answers in the story. **Use the pic/word choices from the cut & glue sheet to answer each box.**

Day 2: Main Idea and Details Picture (Template C): this is a story map. Find the main idea of the story on the cut & glue choices sheet, as you go through the story, model retelling the story by going through the details and matching each parent to their job. For example, "First we read that Ruby's mom helps people get money. She works at a bank. I will find Ruby's mom and match her with the bank on the story map." Then continue matching each parent to their place of work and describing them in order they appear in the story.

Day 3: Standards Connection WS 4 - Main Idea, Who/What, and Beginning, Middle, End of Story (details). Use the pictures in the story to retell it, as well as the communication board (last page of word/pic vocabulary). Have your child tell you about the answers, and either YOU can write them down, or THEY can write the words by copying them from the story pages.

Days 4 and 5: Work to Earn Money Match Game - Introduce the vocabulary: bank, buy, chore, cost, earn, home, job, money, work. Go over what each word means with your child (in simple terms) as you cut them apart (pgs. 2-5 are pic/word cards to cut out). There are **2 copies** of each word for the game. Go to the LAST page communication board and review the vocab words there for the "Work to Earn Money" match game. Next, go over the Match game rules on the 1st page. You are ready to play! Play and practice on Days 4 and 5. The goal of the game is to match words.

Parent's Signature: _____

RESOURCES FOR YOU...Students can work on DAILY anytime:

- Lexia app - www.lexia.com
- Matific app - www.matific.com
- Bookflix app - link below
- Math facts flash cards
- Sight words flash cards




Book Flix <http://auth.grolier.com/login/bookflix//login.php?bffs=N> User name: sgs170 Password: raiders

-













Matific <https://www.matific.com/us/en-us/login-page/> User Name: first three letters of first and last names; example is Keith Brown so username = keibro Password: 1

-

Lexia Core 5 Reading <https://www.matific.com/us/en-us/login-page/> User name: User Name: first three letters of first and last names; example is Keith Brown so username = keibro Password: read

Parent	What is their job?	What do they do?	What do they wear?	Where do they work?
Ruby's mom 				
Lee's dad 				
Tracy's dad 				

Day 1: Matching Chart




<p>banker</p> 	<p>factory worker</p> 	<p>construction worker</p> 	<p>help people get money</p> 
<p>use machines</p> 	<p>help build houses</p> 	<p>suit</p> 	<p>uniform</p> 
<p>tool belt</p> 	<p>bank</p> 	<p>factory</p> 	<p>homes</p> 

Day 2 - Main idea + details

People do not work.

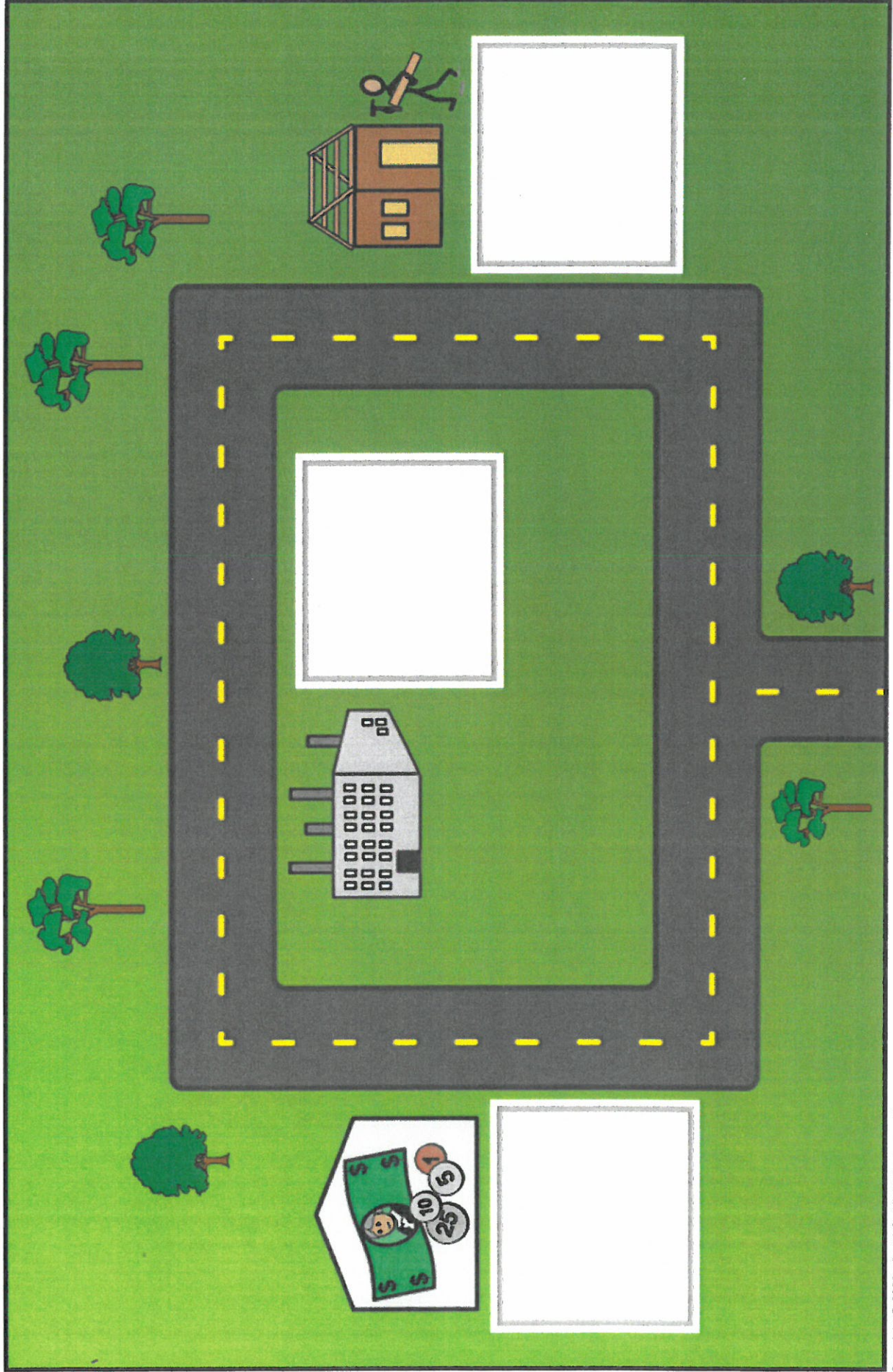
People work different jobs to earn money.


People play all day with friends.

<p>Lee's dad</p> 	<p>Ruby's mom</p> 	<p>Tracy's dad</p> 
--	---	--

* Cut + paste *

What is this story about?





Main Idea: What is the message in this story?



Who or what is this story about?

	In the beginning...
	Then...
	At the end...

Match Game Rules



1. Put the cards facedown on the table.



2. Pick who will go first.



3. Player 1 turns over a card.
Say the name of the card.



4. Player 1 turns over another card.
Say the name of that card.



5. Do they match?



YES - Player keeps the match.



NO - Player turns the cards over again.



6. Who is next? Everyone takes a turn.

When all the cards are gone:



1 2 3 Count the matches.




Who has the most?




Cheer for the winner!


bank




buy



chore




cost




earn




home




bank




buy



chore




cost




earn




home



job



money




work



job



money



work





yes



Work to Earn Money



no

<p>my turn</p>	<p>buy</p>	<p>bank</p>	<p>chore</p>
<p>That's the same.</p>	<p>cost</p>	<p>home</p>	<p>job</p>
<p>That's not the same.</p>	<p>earn</p>	<p>money</p>	
<p>your turn</p>	<p>work</p>		