

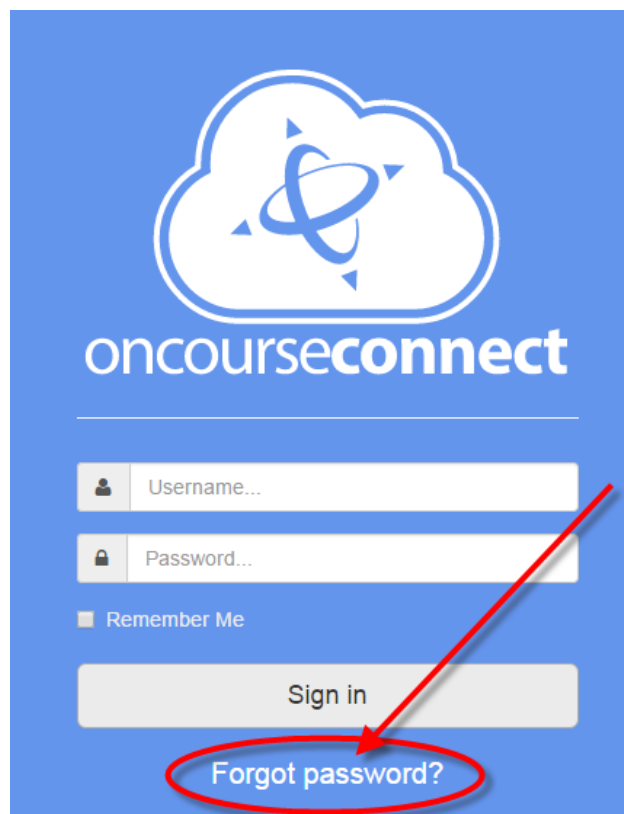
8 – 34 GUIDE TO ONCOURSE CONNECT

Parents can log into OnCourse Connect in two ways:

1. By visiting www.onscourseconnect.com
2. By visiting www.hvrsd.org and clicking on OnCourse Connect in the *Quick Links* (diamonds) area:



Parents should log in to OnCourse Connect using the credentials that were provided by the district. Please remember that usernames are auto-generated and cannot be changed, and that usernames and passwords are case sensitive. Forgotten passwords can be retrieved by clicking the “Forgot password?” link at the bottom of the screen.



DASHBOARD

After logging into OnCourse Connect, the first screen that appears is the dashboard. The dashboard serves as your main window into OnCourse Connect. It gives you a quick snapshot of your student's status at school. You will see the student's basic information (1), attendance (2), homework (3), and current assignment grades (4), as well as running averages and teacher websites (5).

oncourseconnect

Dashboard

Calendar

Messages


Academic History

Schedule

Attendance

Other Student Data

Student Info 1



12th Grade
Central High School

[View/Edit Student and Guardian Info](#)

Attendance (2015-2016) 2

0
Absent

1
Present

0
Tardy




















































Homework 3

Monday, September 14, 2015
No homework to display

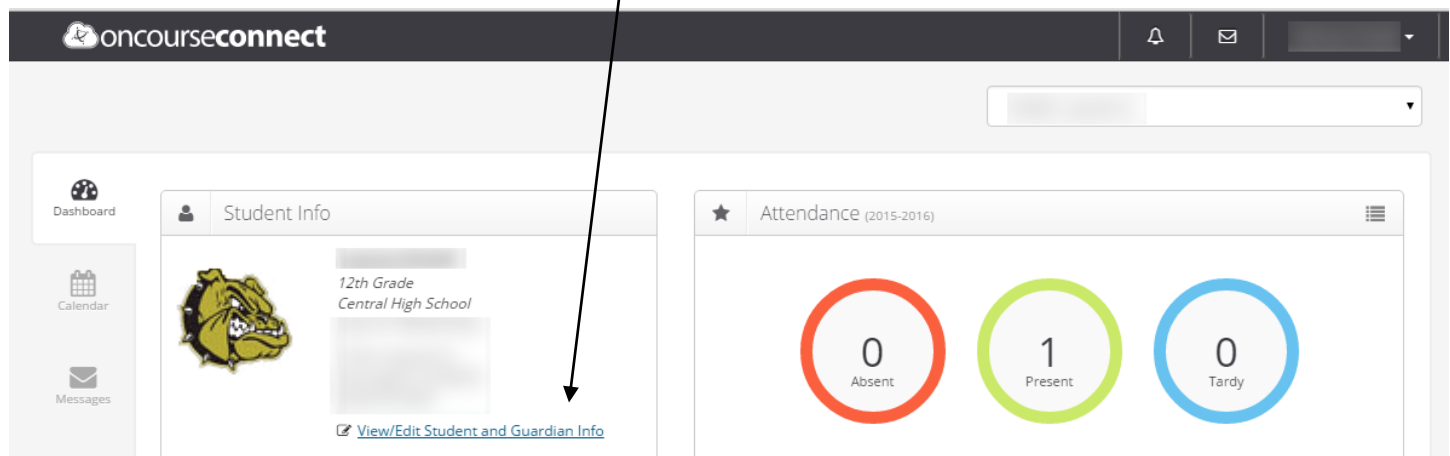
Latest Assignment Grades 4

No grades

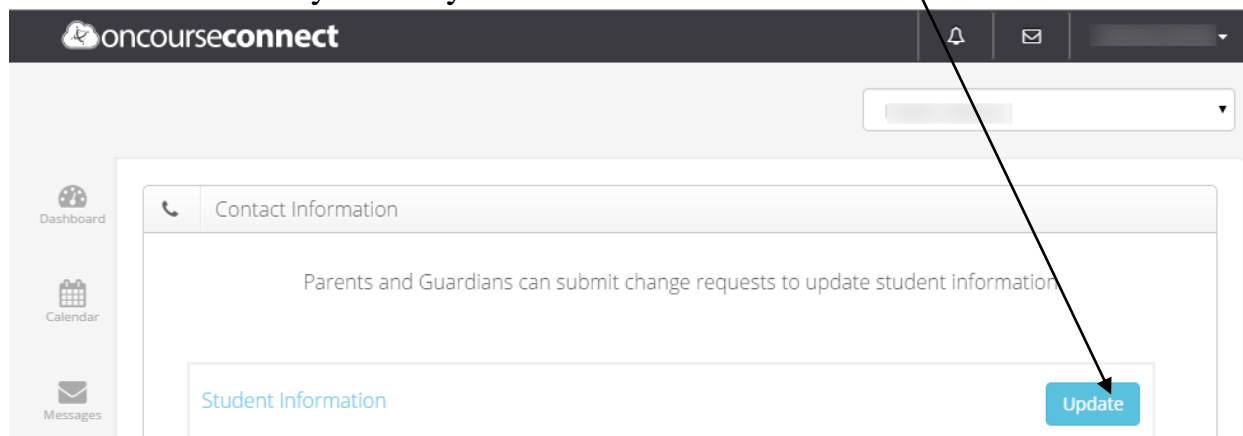
Grades (2015-2016) 5

Course	Q1	Q2	Q2EX	Q2MYG	Q3	Q4	Q4EX	FG
19th Century Amer Lit Honors - 								
AP Calculus AB - 								
AP Spanish - 								
AP US Government & Politics - 								
American Economics - 								
Backgrds for Literature Honors - 								
Biochemistry - 								
Human Anatomy & Physiology - 								
Senior Option - 								
Senior Option - 								
Sociology - 								
Wellness 4 - 								

Requests for changes to demographic information can also be made through the dashboard by clicking on “View/Edit Student and Guardian Info”.



Requests can be made through this screen by clicking “Update” and making alterations to the information currently in the system.



Student Information Changes ×

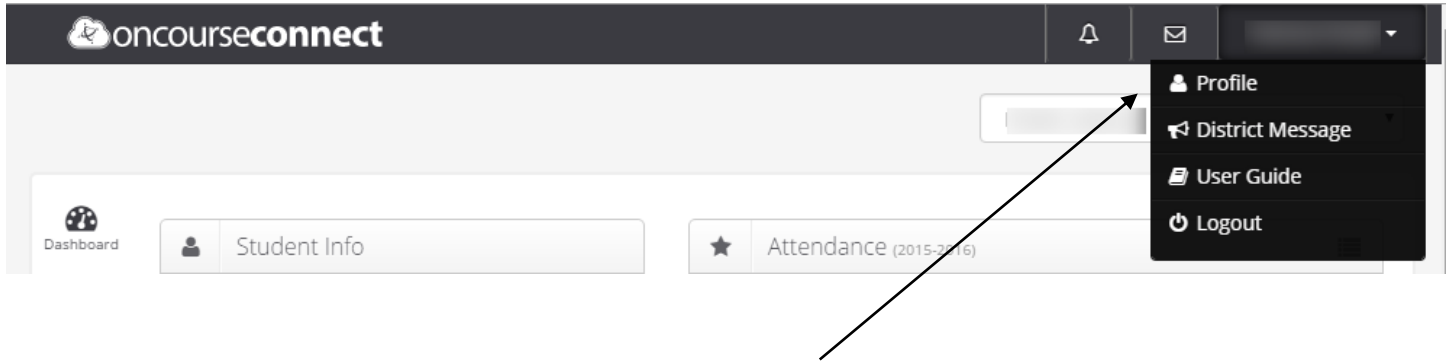
☐ = Green marker indicates a change has been previously made for a field and will display the requested edit awaiting submission/approval.

Make Change Requests Below:

All changes need to be approved by the District Registrar. Please allow at least 72 hours for these changes to be reflected in the system.

TOOLBAR

The toolbar that runs along the top of the portal gives you fast access to account notifications, new messages, and your profile. By clicking your student's name under the toolbar, you are able to easily switch between the profiles of any student to which you are connected.



From the toolbar, you have access to your account profile. Here you can change your current email address, your portal theme, as well as your password.

A screenshot of the 'Edit Profile' page in the oncourseconnect portal. The page has a light gray background. On the left side, there is a vertical sidebar with icons and labels for 'Dashboard', 'Calendar', 'Messages', 'Academic History', 'Schedule', 'Attendance', and 'Other Student Data'. The main content area is titled 'Edit Profile' and contains two sections: 'General' and 'Change Password'. The 'General' section has fields for 'Email:', 'Theme:', and a checkbox for 'Viewed Site Tour:'. The 'Change Password' section has fields for 'Current Password:', 'New Password:', and 'Confirm New Password:'. A blue 'Save' button is located at the bottom right of the form.

CALENDAR

The calendar tab is located on the left side of the screen. Currently, the primary building calendars are located on the district webpage and the OnCourse calendar will not provide updated building information.

Dashboard

Calendar

Messages

Academic History

Schedule

Attendance

Other Student Data

Calendars

My Calendars
(click to toggle visibility)

Central High School Calendar

September 2015

Sun	Mon	Tue	Wed	Thu	Fri	Sat
30	31	1	2	3	4	5
6	7	8	9	10	11	12
13	14	15	16	17	18	19
20	21	22	23	24	25	26
27	28	29	30	1	2	3

MESSAGES

This is your central message hub. You have the ability to filter out read or unread messages, as well as a searching function. Your unread messages will appear in bold.

Dashboard

Calendar

Messages

Messages

All Messages

Sender	Subject	Regarding	Date
No messages to display.			

ACADEMIC HISTORY

This is a collection of your student's grades for the current school year, along with any comments the teacher has entered into the Grade Book. You can click on any grade to open up a view of that class's assignments.

Dashboard

Calendar

Messages

Academic History

Schedule

Attendance

Other Student Data

Grades (2015-2016: Central High School)

Course	Q1	Q2	Q2EX	Q2MYG	Q3	Q4	Q4EX	FG
19th Century Amer Lit Honors - [redacted]								
AP Calculus AB - [redacted]								
AP Spanish - [redacted]								
AP US Government & Politics - [redacted]								
American Economics - [redacted]								
Backgrds for Literature Honors - [redacted]								
Biochemistry - [redacted]								
Human Anatomy & Physiology - [redacted]								
Senior Option - [redacted]								
Senior Option - [redacted]								
Sociology - [redacted]								
Wellness 4 - [redacted]								

SCHEDULE

This tab provides basic information about your student’s schedule, with an option to print.

oncourseconnect

Dashboard

Calendar

Academic History

Schedule

Attendance

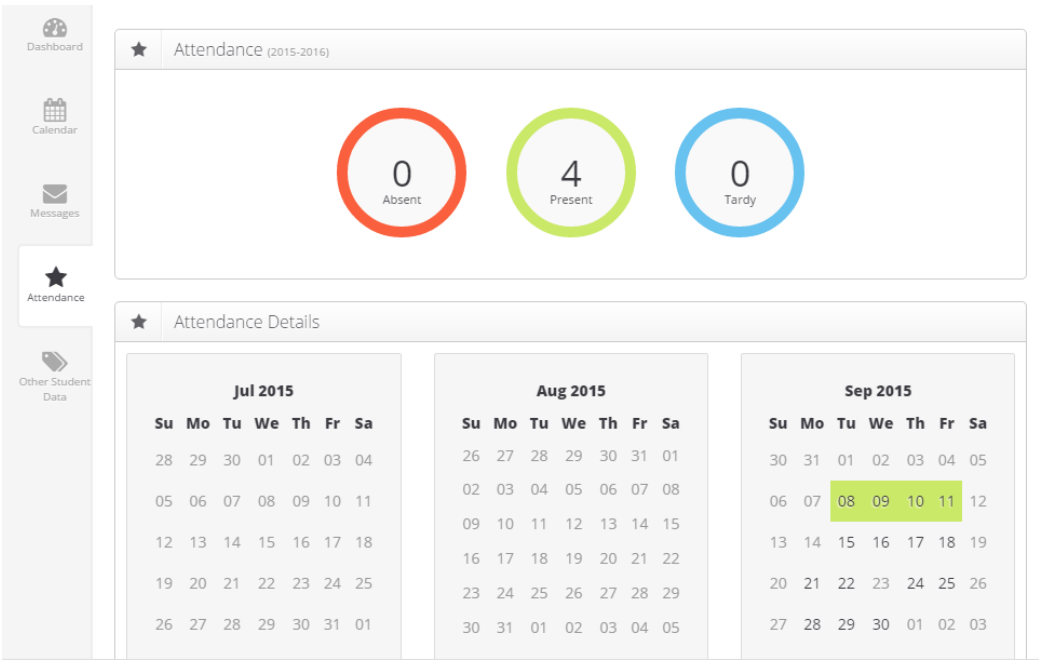
Other Student Data

Schedule

Period	Class	Instructor	Term	Day	Room
HR	Homeroom/Advisory 8 - [redacted]	[redacted]	All Year	A Day, B Day	[redacted]
1	Algebra Part B 8 - 21	[redacted]	All Year	A Day, B Day	[redacted]
2	Phys Ed/Health 8-Sem 1 - 24	[redacted]	Semester 1	A Day, B Day	[redacted]
2	Phys Ed/Health 8-Sem 2 - 24	[redacted]	Semester 2	A Day, B Day	[redacted]
3	Language Arts 8 - 21 CC	[redacted]	All Year	A Day, B Day	[redacted]
4	Social Studies 8 - 23	[redacted]	All Year	A Day, B Day	[redacted]
5	Spanish 8 - 03	[redacted]	All Year	A Day, B Day	[redacted]
6	Science 8 - 24 Para	[redacted]	All Year	A Day, B Day	[redacted]
7	3-D Art 8 A/B - 01	[redacted]	All Year	A Day	[redacted]
7	Performing Arts - Advanced A/B - 02	[redacted]	All Year	B Day	[redacted]

ATTENDANCE

The attendance tab is also located on the left side of the screen. This tab will show a more detailed attendance history for your student. It is color-coded for easy viewing, showing total attendance values at the top with a calendar view underneath.



OTHER STUDENT DATA

The Other Student Data tab is also listed on the left side of the screen. This tab provides important information about transportation, lunch program details, and other topics.

