



name: _____

week of: _____

Work at Home


INITIAL	LITERACY	MATH
DAY 1	<ul style="list-style-type: none"><input type="checkbox"/> Read To: Frog On A Log!<input type="checkbox"/> Sight Words: flash card review<input type="checkbox"/> Watch: Word Family -ip<input type="checkbox"/> Practice: Write the words for the picture cards<input type="checkbox"/> Journal: write about a frog* Play all week: Flowering Words	<ul style="list-style-type: none"><input type="checkbox"/> Watch: Add Em Up<input type="checkbox"/> Count aloud to 100 and write numbers as high as you can<input type="checkbox"/> Activity: roll 2 dice and add the numbers<input type="checkbox"/> Printable: Chirp! Chirp!* Play all week: Lady Bug Addition
DAY 2	<ul style="list-style-type: none"><input type="checkbox"/> Read To: I Don't Want To Be A Frog<input type="checkbox"/> Sight Words: rainbow write the words<input type="checkbox"/> Watch: Do They Rhyme<input type="checkbox"/> Practice: Frog Words Printable<input type="checkbox"/> Journal: Write about a pond	<ul style="list-style-type: none"><input type="checkbox"/> Watch: Adding To Ten - Ways To Make 10<input type="checkbox"/> Count aloud to 100 and write numbers as high as you can<input type="checkbox"/> Activity: measure 10 items around your house and record it<input type="checkbox"/> Printable: Frog Count
DAY 3	<ul style="list-style-type: none"><input type="checkbox"/> Read To: Ribbit!<input type="checkbox"/> Sight Words: write the room<input type="checkbox"/> Watch: Word Family -ug<input type="checkbox"/> Practice: write a sentence for the picture cards (1-6)<input type="checkbox"/> Journal: write about tadpole	<ul style="list-style-type: none"><input type="checkbox"/> Watch: Subtraction For Kids - Learn How to Subtract<input type="checkbox"/> Count aloud to 100 and write numbers as high as you can<input type="checkbox"/> Activity: roll and subtract<input type="checkbox"/> Printable: Spin and Subtract
DAY 4	<ul style="list-style-type: none"><input type="checkbox"/> Read To: Froggy Gets a Doggy<input type="checkbox"/> Watch: Workout To The Letter Sounds<input type="checkbox"/> Practice: write a sentence for the word cards (7-12)<input type="checkbox"/> Journal: write about a pet dog	<ul style="list-style-type: none"><input type="checkbox"/> Watch: Count to 100 Super Fast Challenge<input type="checkbox"/> Count aloud to 100 and write numbers as high as you can<input type="checkbox"/> Activity: play greater than / less than (war) with a deck of card<input type="checkbox"/> Printable: Lily Pad Addition
DAY 5	<ul style="list-style-type: none"><input type="checkbox"/> Read To: There Was An Old Lady Who Swallowed A Frog<input type="checkbox"/> Sight Words: write the words in sentences<input type="checkbox"/> Watch: Word Family -op<input type="checkbox"/> Practice: My Pet Fish<input type="checkbox"/> Journal: write about a pet you would want	<ul style="list-style-type: none"><input type="checkbox"/> Watch: When You Add With a Pirate<input type="checkbox"/> Count: aloud to 100 and write numbers as high as you can<input type="checkbox"/> Activity: play number memory<input type="checkbox"/> Printable: Spring Color By Code

SEND HOME CENTERS

Create this game to play with your student at home.
Store in a baggie and save to play throughout the year.

FLOWERING WORDS

Build the words for
the pictures using
the flowers.






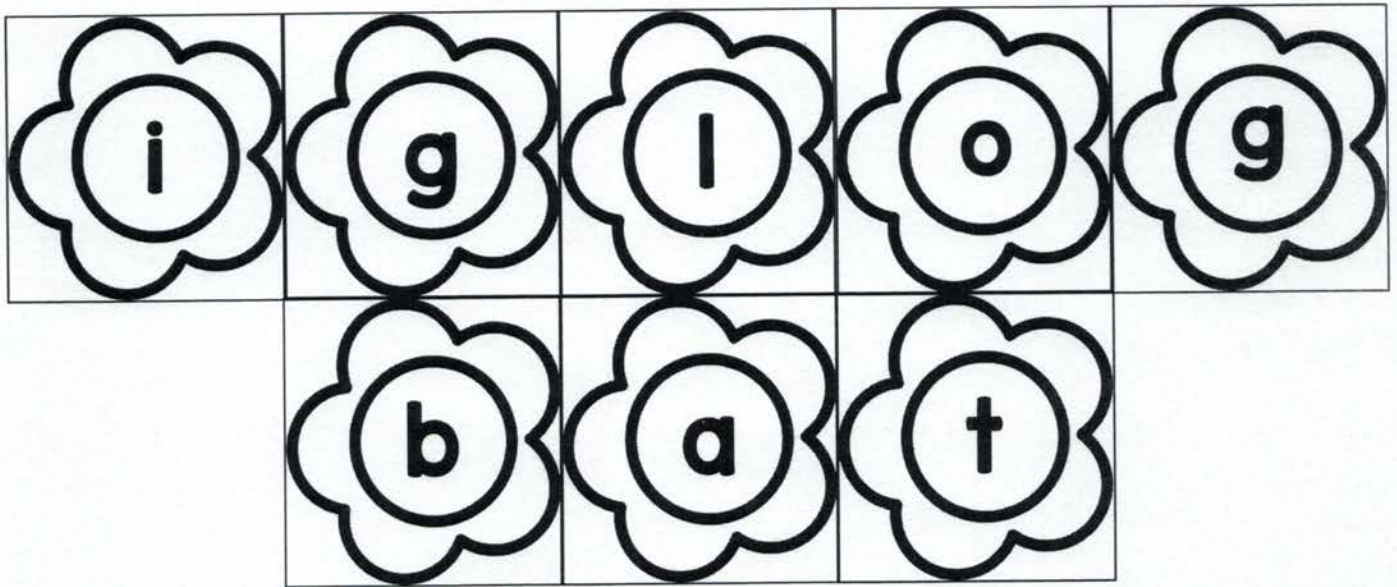
©SIMPLYkinder

To prep this game: Cut
and color the center.
Store in a plastic bag and
play all week.

To make it more sturdy
glue on card stock.

Picture Key: cat, dog,
bed, pig, log, bat





SEND HOME CENTERS

Create this game to play with your student at home.
Store in a baggie and save to play throughout the year.

LADY BUG ADDITION




Put the ladybugs in
the container for
the right sum.

















©SIMPLY kinder

To prep this game: Cut
and color the center.
Store in a plastic bag and
play all week.

To make it more sturdy
glue on card stock.







can

a

three

she

could


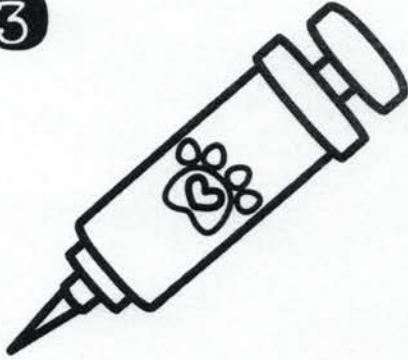




would

think

too

PICTURE CARDS

ship, shop, shot, fish, bush, shed, shell, shut, wish, cash, dish, brush

<p>1</p> 	<p>2</p> 	<p>3</p> 
<p>4</p> 	<p>5</p> 	<p>6</p> 
<p>7</p> 	<p>8</p> 	<p>9</p> 
<p>10</p> 	<p>11</p> 	<p>12</p> 

name _____

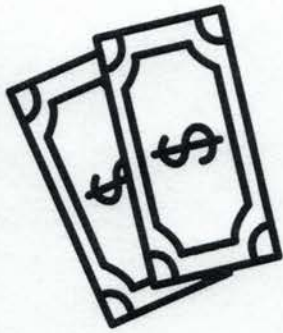
©SIMPLY Kinder

WRITE THE WORD

Write the words for the cards.



1



2



3



3

4

5

6

7

8

9

10

11

12

name _____

©SIMPLYkinder

WRITE THE SENTENCE

Write a sentence for the word cards and draw a small picture.

1

2

3


4

5

6

My Pet Fish

I made a wish and I got a pet fish. We got him from a big ship. He has a big fin. He does not like to rest. He likes to swim, swim, swim.



He is the best fish.









Answer the questions in complete sentences.

1. Where did he get the fish?

2. What does the fish like to do?

Frog Words

Write the sound from the frogs to finish the word for the picture shown.

 b _ _ d	 t _ _ b
 p _ _ n	 h _ _ t
 s _ _ n	 w _ _ b
 n _ _ t	 s _ _ b

Frog Count

Read the number and fill in the ten frame to match.

A frog with the number 9 on its belly is on the left. To its right is a boy with curly hair peeking over a ten frame grid. The ten frame is empty.

A frog with the number 6 on its belly is on the left. To its right is a boy with curly hair peeking over a ten frame grid. The ten frame is empty.

A frog with the number 2 on its belly is on the left. To its right is a boy with curly hair peeking over a ten frame grid. The ten frame is empty.

A frog with the number 5 on its belly is on the left. To its right is a boy with curly hair peeking over a ten frame grid. The ten frame is empty.

A frog with the number 4 on its belly is on the left. To its right is a boy with curly hair peeking over a ten frame grid. The ten frame is empty.

A frog with the number 3 on its belly is on the left. To its right is a boy with curly hair peeking over a ten frame grid. The ten frame is empty.

A frog with the number 8 on its belly is on the left. To its right is a boy with curly hair peeking over a ten frame grid. The ten frame is empty.

A frog with the number 7 on its belly is on the left. To its right is a boy with curly hair peeking over a ten frame grid. The ten frame is empty.

name _____

Addition to 10

CHIRP! CHIRP!

Use the cutouts to help solve the problems.

$8 + 1 = \underline{\quad}$

$4 + 2 = \underline{\quad}$

$9 + 0 = \underline{\quad}$

$2 + 3 = \underline{\quad}$

$1 + 4 = \underline{\quad}$

$1 + 1 = \underline{\quad}$

$6 + 2 = \underline{\quad}$

$3 + 7 = \underline{\quad}$

$5 + 1 = \underline{\quad}$

$6 + 3 = \underline{\quad}$

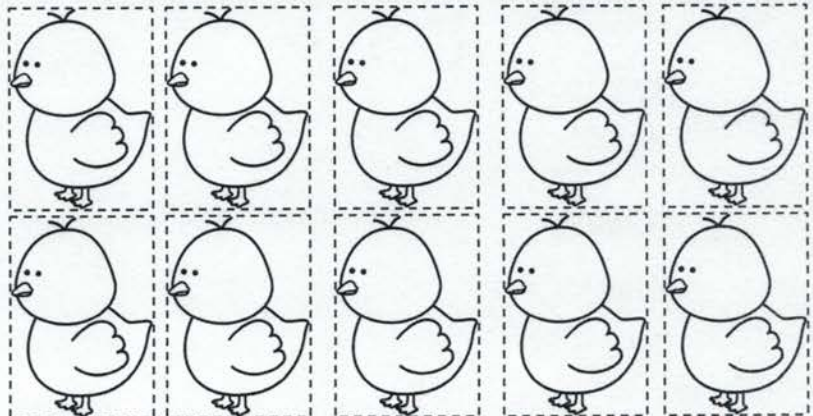
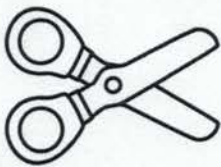
$7 + 3 = \underline{\quad}$

$2 + 3 = \underline{\quad}$

$3 + 2 = \underline{\quad}$

$4 + 4 = \underline{\quad}$

©SIMPLYkinder



name _____

Addition to 10

LILY PAD ADDITION

Write the number on the lily pad and then color them.

7

+1



5

+0



8

+1



5

+2



3

+2



10

+0



8

+1



6

+3



2

+6



3

+4




8

+0



2


+5



name _____

Sums to 10 ©SIMPLYkinder

SPRING COLOR BY CODE



name _____

SPIN AND SUBTRACT

Use a paperclip and pencil to spin both numbers.
Use those numbers to create and solve subtraction problems.

$_____ - _____ = _____$

$_____ - _____ = _____$

$_____ - _____ = _____$

$_____ - _____ = _____$

$_____ - _____ = _____$

$_____ - _____ = _____$

$_____ - _____ = _____$

$_____ - _____ = _____$

$_____ - _____ = _____$

$_____ - _____ = _____$

$_____ - _____ = _____$

$_____ - _____ = _____$

$_____ - _____ = _____$

$_____ - _____ = _____$

