

Mrs. Kneller, Ms. Torres, Mrs. Strug, Mrs. Garcia, Mrs. Draves, Mrs. Lori Lester Crawl Distance Learning Calendar

In case of an emergency school closing, our communication will be through our classroom Remind app.

Please check your email or the district website for school updates.

How to work with your child at home:

1. Choose an activity from the calendar to complete each day.
2. Read with your child for a minimum of 10 minutes daily. See attached list of appropriate feelings related books. Use guided reading strategies and questions throughout the story. Many of the stories can be found on www.YouTube.com .
3. Discuss how your child is feeling throughout the day. "Today I feel _____."
4. Discuss the weather. "What's the weather like today?" Use words such as, rainy, cloudy, sunny, cold, windy, snowy, etc.

*****A parent/guardian should initial each day when the activities are completed. Thank you.*****

Free academic websites for preschool students: www.starfall.com www.abcya.com www.pbskids.org
<https://classroommagazines.scholastic.com/support/learnathome/grades-prek-k.html>

Websites for yoga and other self-regulation activities:






www.gonoodle.com – CATEGORY: Practice self-control-- Bubble Breath, Let's Unwind, Melting, On & Off, Bring It Down

www.cosmickids.com – This is the website we use for our yoga sessions in class.

https://www.youtube.com/channel/UCsSS5kMpKCaJ_HhTM9-HKHg - Yoga videos that promote mindfulness and are calming.

Supplies that may be useful during this time:

- Crayons/markers/pencils/Dry erase marker/Chalk
- Paper
- Kid scissors
- Glue or glue stick
- Playdough (see recipe)
- Space to keep materials

	Monday	Tuesday	Wednesday	Thursday	Friday
Weeks 1 and 5	Sing the alphabet. Practice tracing the letters of the alphabet on your letter sheet.	Find 10 things in your house that are shaped like a squares. Practice drawing squares. 	Trace your name 3 times. Practice forming the letters from top to bottom and left to right	Line up some of your snack. (cereal, goldfish, pretzels) Touch and count the items. (at least 1-10)	Practice fine motor skills by completing at least 2 of the scissor skills pages provided.
	Initials _____	Initials _____	Initials _____	Initials _____	Initials _____
Weeks 2 and 6	Trace your name 3 times. Practice forming the letters from top to bottom and left to right	Find 10 things in your house that are shaped like a triangle. Practice drawing triangles. 	What is your favorite color? Find 10 things in your house that are that color. 	Pick out two different snacks. Practice making AB patterns. EX: Goldfish, Cheerio, Goldfish, Cheerio)	Practice counting 1-20. Do 20 jumps. Stomp your feet 20 times. Clap your hands 20 times.
	Initials _____	Initials _____	Initials _____	Initials _____	Initials _____
Weeks 3 and 7	Trace the numbers 1-10. Try to find each number somewhere in your house.	Find 10 things in your house that are shaped like a circle. Practice drawing circles. 	Trace your name 3 times. Practice forming the letters from top to bottom and left to right	Draw a picture of something that starts with the same letter as your first name.	Help with tasks around the house to practice matching. Ex: Help put away the silverware by matching each utensil in the correct spot or match the clean socks in the laundry.
	Initials _____	Initials _____	Initials _____	Initials _____	Initials _____
Weeks 4 and 8	Trace your name 3 times. Practice forming the letters from top to bottom and left to right	Find 10 things in your house that are shaped like a rectangle. Practice drawing rectangles. 	Sort a pile of toys by color, shape, size or use. Talk about how you sorted your piles.	Practice fine motor skills using the pincer grasp. (thumb & pointer finger) Put coins in a bank, pick up small items and sort them into cups or bowls, put beads on a string or pipe cleaner.	Practice yoga poses or calm body positions for 10-15 minutes.
	Initials _____	Initials _____	Initials _____	Initials _____	Initials _____

Dear Parents and Caregivers,

We are providing you with free at-home access to our online learning programs ABCmouse, Adventure Academy, and ReadingIQ while your child's school is closed. These research-based educational programs include thousands of digital learning activities, and they can help preschool, pre-k, elementary, and middle school students keep learning while schools are closed.

All three programs can be used on computers, tablets, and smartphones, and you can add up to three children per account!

How to Get Your Free Accounts

Click on the link below for each program that you wish to provide to your child/children:

1. Click on the link below for each program.
2. Enter this School Code: .
3. Create an account using your personal email address and a password of your choice.



For Children in Preschool Through 2nd Grade

www.ABCmouse.com/redeem



For Children in 3rd Through 8th Grade

www.AdventureAcademy.com/redeem



For Children in Preschool Through 6th Grade

www.ReadingIQ.com/redeem

(Internet access is not needed after ReadingIQ is downloaded.)

If you have questions or need help with using your School Code, please email Customer Support at Support@AofL.com.

With our best wishes,

The Age of Learning Team

Estimados padres y cuidadores:

Le estamos proporcionando acceso gratuito en el hogar a nuestros programas de aprendizaje en línea ABCmouse, Adventure Academy y ReadingIQ mientras la escuela de su niño está cerrada. Estos programas educativos basados en la investigación incluyen miles de actividades de aprendizaje digital, y pueden ayudar a los estudiantes de preescolar, prekínder, primaria y secundaria a seguir aprendiendo mientras las escuelas están cerradas.

Los tres programas se pueden usar en computadoras, tabletas y teléfonos inteligentes, ¡y puede agregar hasta tres niños por cuenta!

Cómo obtener sus cuentas gratuitas

Haga clic en el enlace a continuación para cada programa que desee para su niño o niños:

1. Haga clic en el enlace a continuación para cada programa
2. Ingrese este código escolar:
3. Cree una cuenta con su correo electrónico personal y una contraseña de su elección



Para niños de preescolar hasta 2º grado

www.ABCmouse.com/redeem



Para niños de 3º a 8º grado

www.AdventureAcademy.com/redeem



Para niños de preescolar hasta 6º grado

www.ReadingIQ.com/redeem

(No se necesita acceso a Internet después de descargar ReadingIQ.)

Si tiene alguna pregunta o necesita ayuda para usar su código escolar, envíe un correo electrónico a Atención al cliente a la siguiente dirección: Support@AofL.com.

Con nuestros mejores deseos,

El equipo de Age of Learning