

Second Grade Remote Learning

Week: 7 Date: May 4 to May 8

- Students need to do one activity from each subject area column every day.
- Place a check on the activities completed and have parent/guardian sign the bottom of the form.
- If you have the internet, work on additional activities in the Technology Section.
- **Parents should email their child's teacher to note completion of each week's learning activities.**
- Need support? Contact us! * Denotes staff who are available to support students with IEP's
Denotes staff who are available to support students who are English Learners

Ms. Belt: abelt@d158.net

Mrs. Forsyth: kforsyth@d158.net

Mrs.Kern: kkern2@d158.net

Mrs.Quinn: mquinn@d158.net

Mrs. DiGrispino: mdigrispino@d158.net

Mrs. Balciunas: tbalciunas@d158.net

#Mrs. Guterrez – cguterrez@d158.net

Mrs.Stephens estephens@d158.net

*Mrs. Bogner: mbogner@d158.net

Mrs. Sechowski: msechowski@d158.net

Mrs. Kranz: lkranz@d158.net

Ms. Krueger: mkrueger@d158.net

Ms.Ingram: cingram@d158.net

Mrs. Sannito: msannito@d158.net

Mrs. Fuller: jfuller@d158.net

#Mrs. Patel – tpatel@d158.net

Mrs. Reynolds – sreynolds@d158.net

Mrs.Mahoney mmahoney@d158.net

*Mrs. Curtin – kcurtin@d158.net

*Mrs. Wolgamott: lwolgamott@d158.net

*Mr. White: swhite@d158.net

Ms. Wazny: swazny@d158.net

Mrs. Capizzano: ecapizzano@d158.net

Mrs. Gaura: cgaura@d158.net

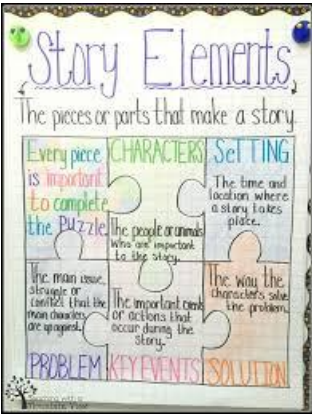
#Ms. Nieves – onieves@d158.net

Mrs. Yonkers – myonkers@d158.net

Ms. Mosteter lkickert@d158.net

Mrs. Kubik mkubik@d158.net

| Math | Reading | Language Arts / Writing | Science / Social Studies | Specials |
|--|--|---|--|--|
| <p>Practice your Addition and Subtraction Math Facts.</p> <p>Challenge: Make your own flashcards.</p> | <p>Read a book that has also been made into a movie. Then watch the movie.</p> <p><u>Fry Work Activity</u> Make Flashcards for: what, all, were, when, your, said, there, use, an, each, which</p> <p>Challenge: How are they the same? How are the different?</p> <p><u>Animals and Plants - Seashore Habitat</u> <u>Watch the Story:</u> <i>Where the Wild Things Are</i> by Maurice Sendak</p> | <p>Write a book review on a book you've recently read.</p> <p><u>Spelling Word Activity:</u> Rainbow write each word</p> <p>Challenge: Did you like the book? Why or Why Not? What was the best part? Who else should read it?</p> | <p>Create a flyer with facts about an animal.</p> <p>Challenge: Illustrate your animal in their natural habitat.</p> <p>Click to follow the link <u>What is a Habitat?</u></p> | <p><u>Physical Education</u> Pretend you are your favorite animal or Do mountain climbers for 1 minute</p> <p>Go for a walk</p> |

| | | | | |
|---|--|---|---|--|
| | <p><u>Read the Book:</u> <i>Where Land Meets Sea</i> by Allan Fowler</p> <p>https://classroommagazines.scholastic.com/support/learnathome/grades-1-2-week-4.html</p> | | | |
| <p>Make a creation using Legos. Make a list of the Legos you used.</p> <p>If Legos are not available, draw a picture of what you could make with Legos or blocks.</p> <p>Challenge: Sort the Legos by size and amount.</p> | <p>Read a Lego book or other book pertaining to building or designing.</p> <p><u>Fry Word activity</u> Write your words rainbow style</p> <p><u>Animal Studies - Squirrels</u> <u>Watch the Story:</u> <i>Scaredy Squirrel</i> by Mélanie Watt</p> <p><u>Read the Book:</u> <i>Squirrels</i></p> <p>https://classroommagazines.scholastic.com/support/learnathome/grades-1-2-week-4.html</p> | <p>Make a creation using Legos. List the steps someone would have to follow to make a Lego creation just like yours.</p> <p><u>Spelling Word Activity:</u> Write each word three times.</p> | <p>Make a creation using Legos. Create a story with your Lego creation and have your characters teach about kindness.</p>  | <p><u>Physical Education</u> Arm circles for 1 minute or Go up and down stairs 10 times</p> <p>Ride your bike</p> |
| <p>Read a grocery store advertisement. What could you buy if you had \$35?</p> <p>Challenge: How much change would you get back if you paid with \$40, \$50, or \$60?</p> | <p>Read a grocery store advertisement or flyer.</p> <p><u>Fry Word activity</u> Write in a sentence</p> <p>Challenge: Help an adult write a grocery store list of items you use daily.</p> | <p>Read a grocery store advertisement. Create a list of what you would buy from the store to make dinner for your family.</p> <p><u>Spelling Word Activity:</u> Write each word and circle the vowel.</p> | <p>Search and find a food from each food group in a grocery store advertisement.</p> <p>Challenge: Cut out pictures of snacks you would like to eat. Sort them into healthy and unhealthy groups</p> | <p><u>Art</u> Create a poster of your favorite place to play or visit.</p> |

| | | | | |
|--|--|---|---|--|
| | <p><u>Plant Studies - Forest Habitats</u> <u>Watch the Story:</u> <i>Red Riding Hood</i> by James Marshall</p> <p><u>Read the Book:</u> <i>Forests</i></p> <p>https://classroommagazines.scholastic.com/support/learnathome/grades-1-2-week-4.html</p> | <p><u>Challenge:</u> Help your guardian make dinner.</p> | | |
| <p>Scavenger Hunt: Find 5 things around your house that measure longer than your hand but smaller than your arm and hide them.</p> | <p>Scavenger Hunt: Read the clues you created out load to a family member or friend to find items you've hidden.</p> <p><u>Fry Word activity</u> Use your words to create a story</p> <p><u>Earth Science - Rocks and Minerals</u> <u>Watch the Story:</u> <i>Sylvester and the Magic Pebble</i> by William Steig</p> <p><u>Read the Book:</u> <i>Rock Collecting</i> by Elaine Pascoe</p> <p>https://classroommagazines.scholastic.com/support/learnathome/grades-1-2-week-4.html</p> | <p>Scavenger Hunt: Write clues for a family member or friend to find items you've hidden.</p> <p><u>Spelling Word Activity:</u> Use each word in a sentence.</p> | <p>Scavenger Hunt: Draw a map for younger family members or friends to find the items that you've hidden.</p> | <p><u>Music</u> Use parent approved household items to make a percussion instrument...empty water bottles filled with beans, rice or paperclips etc, two paper plates stapled together with popcorn seeds inside, empty plastic container with lid and hit with a wooden spoon. Play your instrument while listening to music or singing your favorite song.</p> |

Grab a bag of a mixed snack such as Chex mix or candy with different colors. Make a graph of the number of different items/colors.

GRAPHING

Survey
What is your favorite color?

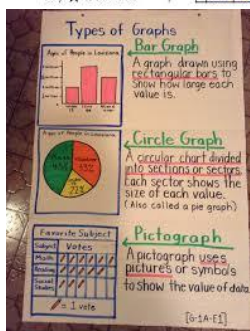
Pictograph



Collect Data

| Color | tally |
|--------|-------|
| Orange | |
| Blue | |
| Red | |
| Purple | |

Bar Graph



Read your favorite picture book.

Fry Word activity
Practice/review flashcards

Challenge: Make a video of you reading your favorite picture book. Send the video to a family member who would also love the story.

Social Studies - Firefighters

Watch the Story:
Dot the Fire Dog by Lisa Desimini

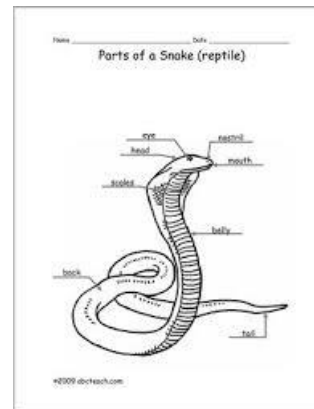
Read the Book:
A Very Busy Firehouse by Alyse Sweeney

<https://classroommagazines.scholastic.com/support/learnathome/grades-1-2-week-4.html>

Write at least 10 questions and interview a family member or friend. You can do it in person or on the phone.

Spelling Word Activity:
Write your words in alphabetical order.

Create a diagram of an animal. Label the different body parts



Technology

Practice your typing on a computer.

Typing.com
(create or use existing log-in)

| Optional Technology Activities – Please use if the internet is available to your family. | | | |
|--|---|--|--|
| Name | Website | Login Information | Use |
| Scholastic News | https://classroommagazines.scholastic.com/support/learnathome.html | Parents create an account. | Access to approximately three hours of learning opportunities per day including projects based on exciting articles and stories, virtual field trips, reading and geography challenges, and more |
| IXL | IXL | Students have account | Practice counting money |
| Reading Works | https://www.readworks.org/ | <p>Mrs. Sannito's Class Class code: 7MHADU Password: coolidge</p> <p>Mrs. Quinn's Class Code: A4XNFE Password: 1234</p> | Reading practice with text questions is excellent. |
| Mrs. V's Art Page | https://rvische.wixsite.com/mrsvart | | Students can create art with their art teacher Mrs. V. |
| 2 nd Grade Website | 2nd Grade Website | | Please use this website for help and practice with reading, math, language arts, and much more. |
| LRC | https://www.symbaloo.com/mix/learningathome5 | | Learning at home links |

Week 7 Spelling Words

1. Put
2. Cook
3. Stood
4. Full
5. Wood
6. Shook
7. Push
8. Pull
9. Brook
10. Book
11. Hood
12. Does
- 13.

Fry Words – Students should practice reading these words every week. These words are also referred to as sight words which means that students should be able to read the words without sounding out the word. These words are also known as high frequency words because the words are “frequently used” in reading for this grade level.

| | | | | | | | | | |
|--------|--------|----------|--------|--------|---------|---------|-----------|--------|---------|
| over | live | name | much | boy | set | such | land | change | letter |
| new | me | good | before | follow | put | because | different | off | mother |
| sound | back | sentence | line | came | end | turn | home | play | answer |
| take | give | man | right | want | does | here | us | spell | found |
| only | most | think | too | show | another | why | move | air | study |
| little | very | say | means | also | well | ask | try | away | still |
| work | after | great | old | around | large | went | kind | animal | learn |
| know | things | where | any | form | must | men | hand | house | should |
| place | our | help | same | three | big | read | picture | point | America |
| years | just | through | tell | small | even | need | again | page | world |

Book Talk with Family: Choose a few questions to start the conversation about what your child is reading.

Before Reading:

- Looking at the title, cover and illustrations/pictures, what do you think will happen in this book? What makes you think that?
- What characters do you think might be in the book?
- Do you think there will be a problem in the story? Why?
- What do you already know about the topic of this book?
- Does the topic or story relate to you or your family? How?
- Do you think it will be like any other book you've read? If so, which one, and how do you think it will be similar?

During Reading:

- What has happened so far in the story? Can you tell me using sequence words? (first, then, next, after, finally, etc.)
- What do you predict will happen next?
- How do you think the story will end?
- Why do you think the character did _____?
- What would you have done if you were the character?
- How would you have felt if you were the character?
- When you read, what pictures did you see in your head? How did you imagine it looked like?
- What are you wondering about as you read? What questions do you have?
- Think about the predictions you made before reading; do you still think the story will go that way? Why or why not? How do you think it will go now?
- Make a list of words you do not know. Look for context clues to find the meanings of the words.

After Reading:

- Why is the title a good title for the book/story? If you had to give it a different title, what would be another good title for it?
- Were your predictions correct? Where did you have to fix your prediction as you read?
- If there was a problem, did it get solved? How did the character try to solve the problem?
- What happened because of the problem?
- What was the author's message?
- Look at the way the author ended the book. Do you think this is a good way to end? Why or why not?
- Did any of the characters change through the story? Who changed, and how did they change?
- Why do you think the author wrote this? To persuade, inform, or entertain? Why do you think that?
- What is the most important point that the author is trying to make in his/her writing?
- What was your favorite part? Why?
- If you could change one part, what would you change?
- If you could ask the author a question, what would you ask?
- Can you retell the story in sequence order (use your fingers and sequence words: first, second, then, next, etc.)
- Is there a character in the story that reminds you of someone you know? If so, who are they like, and why do you think that?
- Does this book remind you of another book you know? Does it remind you of something you've experienced in real life?
- How did the author let you know that something exciting was going to happen (foreshadowing)? Find examples from the text.

Dear Parents and Caregivers,

We are providing you with free at-home access to our online learning programs ABCmouse, Adventure Academy, and ReadingIQ while your child's school is closed. These research-based educational programs include thousands of digital learning activities, and they can help preschool, pre-k, elementary, and middle school students keep learning while schools are closed.

All three programs can be used on computers, tablets, and smartphones, and you can add up to three children per account!

How to Get Your Free Accounts

Click on the link below for each program that you wish to provide to your child/children:

1. Click on the link below for each program.
2. Enter this School Code: .
3. Create an account using your personal email address and a password of your choice.



For Children in Preschool Through 2nd Grade

www.ABCmouse.com/redeem



For Children in 3rd Through 8th Grade

www.AdventureAcademy.com/redeem



For Children in Preschool Through 6th Grade

www.ReadingIQ.com/redeem

(Internet access is not needed after ReadingIQ is downloaded.)

If you have questions or need help with using your School Code, please email Customer Support at Support@AofL.com.

With our best wishes,

The Age of Learning Team

Estimados padres y cuidadores:

Le estamos proporcionando acceso gratuito en el hogar a nuestros programas de aprendizaje en línea ABCmouse, Adventure Academy y ReadingIQ mientras la escuela de su niño está cerrada. Estos programas educativos basados en la investigación incluyen miles de actividades de aprendizaje digital, y pueden ayudar a los estudiantes de preescolar, prekínder, primaria y secundaria a seguir aprendiendo mientras las escuelas están cerradas.

Los tres programas se pueden usar en computadoras, tabletas y teléfonos inteligentes, ¡y puede agregar hasta tres niños por cuenta!

Cómo obtener sus cuentas gratuitas

Haga clic en el enlace a continuación para cada programa que desee para su niño o niños:

1. Haga clic en el enlace a continuación para cada programa
2. Ingrese este código escolar:
3. Cree una cuenta con su correo electrónico personal y una contraseña de su elección

ABCMouse®

Para niños de preescolar hasta 2º grado

www.ABCmouse.com/redeem

ADVENTURE ACADEMY™

Para niños de 3º a 8º grado

www.AdventureAcademy.com/redeem

ReadingIQ®

Para niños de preescolar hasta 6º grado

www.ReadingIQ.com/redeem

(No se necesita acceso a Internet después de descargar ReadingIQ.)

Si tiene alguna pregunta o necesita ayuda para usar su código escolar, envíe un correo electrónico a Atención al cliente a la siguiente dirección: Support@AofL.com.

Con nuestros mejores deseos,

El equipo de Age of Learning