

Mrs. Thurston – First Grade

Week 6 - Unit 5, Week 5

Contact at: lthurston@gallatincusd7.com

SPELLING: spelling sheet

Spelling/Phonics pages: 122, 123, 124, 125

O Book/Practice pages: 259, 260, 261, 266, 267

Word Sort page

Spelling Test page – multiple choice – do this at the end of the week

Phonics: Have your child sound out the **Extra Practice** from the spelling list page.

READING:

First story: In the Reading/Writing Workshop Book (small book)

The Joy of a Ship – pg. 200, **but start with your child on pg. 194**

*Spend 2 days on this story

Second story: In the Literature Anthology (big book)

Building Bridges – pg. 260

*Spend 2 days on this story

****Remember to focus on fluency and comprehension for both stories.**

GRAMMAR: Complete pages: 121, 123, 124, 125

MATH:

Complete one page per day, Monday through Thursday. On Friday there are two pages. On the first page write numbers 101-200. On the second page write numbers 201-300. Your child will most likely need help getting started.

ADDITIONAL RESOURCES: Math-aids.com, Khan Academy, AR tests through the school website and **READ! READ! READ!**

Spelling Words

1. spoil
2. coin
3. join
4. joy
5. toy
6. boy
7. town
8. mouse
9. build
10. fall

Unit 5.5

Phonics Skill: oi, oy Words

Sight Words to Learn

above

build

fall

knew

money

toward

Extra Practice

joy	join	oil	boil	point	moist
joins	joints	coin	foil	toy	hoist
broil	soil	spoil	oink	ink	loud
found	store	cow	bird	park	boys
boils	enjoys	most	apple	candle	table
puzzle	bundle	fable	able	joyful	hoisted

Name _____

Unit 5 week 5

spoil

coin

join

joy

toy

boy

fourth

fall

town

mouse

Write 2 sentences. Each sentence must have a spelling word in it. The sentence must have at least 5 words.

1.

2.

Name _____

Word Sort

➡ Directions: Cut out the words and glue them in the correct column.

oi	oy

Word cards for sorting, each enclosed in a dashed box with a scissors icon on the left side:

- spoil
- oil
- enjoy
- toy
- coin
- foil
- joy
- soy
- join
- boy

Name _____

Spelling Words

⇒ Directions: Circle the correct spelling of the spelling words. Write it on the line.

1. _____ a) spoyl b) spoil c) spoyle	2. _____ a) boy b) boi c) boye
3. _____ a) coin b) coyn c) coyne	4. _____ a) toun b) town c) towne
5. _____ a) joyn b) join c) joyne	6. _____ a) mouse b) mowse c) mous
7. _____ a) joi b) joye c) joy	8. _____ a) bild b) billd c) build
9. _____ a) toy b) toi c) toye	10. _____ a) fawl b) fall c) faul


Name _____

A **preposition** connects one part of a sentence to another.

Words such as **toward**, **in**, **of**, **on**, **above**, **for**, **during**, and **beyond** link nouns to other words in a sentence.

Examples: The picture is **on** the wall.

We will walk **toward** the park.



Complete the sentences with a preposition from the box.

for

during

toward

beyond

1. We had a fire drill _____ gym.

2. We moved _____ the door.

3. We ended up at the park way _____ the soccer field.

4. The new soccer field was built _____ our team.

Name _____

Words such as **toward**, **in**, **of**, **on**, **above**, **for**, **during**, and **beyond** link nouns to other words in a sentence.

Name titles begin with capitals and end with periods.

Examples: **Mr.** Chen, **Mrs.** Mills, **Dr.** Don

Write **C** if the sentence is correct. If the sentence is incorrect, write **X** and circle the mistakes.

- _____
-
1. My dentist is dr. Mike. _____
- _____
-
2. I went there on Tuesday. _____
- _____
-
3. Mrs. wall took me to the dentist. _____
- _____
-
4. I got a cleaning beyond the visit. _____
- _____
-
5. It was mr. hopewell's turn after me. _____

Name _____

Words such as **toward**, **in**, **of**, **on**, **above**, **for**, **during**, and **beyond** link nouns to other words in a sentence.

Name titles such as **Mr.**, **Mrs.**, **Ms.**, and **Dr.** all begin with a capital letter and end with a period.

A. Circle the preposition in () to complete each sentence.

1. Riding my bike (toward, above, during) cars is not safe.
2. My dad helped me ride (beyond, during, of) summer.
3. First I rode (during, in, of) my brand new driveway.
4. Then I rode (in, during, beyond) the end of the block.



B. Underline the name title that is written correctly.

5. Ms. Dean Ms Dean Ms dean
6. dr. Miller Dr. Miller Dr Miller.

Name _____

A. Write a prepositional phrase from the box to complete each sentence. Cross out incorrect name titles.

on her sofa
of bricks

toward the door
in the air

- _____
-
1. Three birds flew _____.
- _____
-
2. Two bags _____ were for
mr. Casey.
- _____
-
3. Mom walked _____ with
Mrs Dowd.
- _____
-
4. Mrs. Walker sat _____.

B. Choose one prepositional phrase from above to write your own sentence.

5. _____

Name : _____

Score : _____

Teacher : _____

Date : _____

Hundreds Chart

Name : _____

Score : _____

Teacher : _____

Date : _____

Hundreds Chart

*Try to write 101 to 300. Start with 101 on the first page and end with 300 on the second page.



Name : _____

Score : _____

Teacher : _____

Date : _____

Hundreds Chart

*Try to write 101 to 300. Start with 101 on the first page and end with 300 on the second page.



Name : _____

Score : _____

Teacher : _____

Date : _____

$$\begin{array}{r} 10 \\ - 9 \\ \hline \end{array}$$

$$\begin{array}{r} 19 \\ - 7 \\ \hline \end{array}$$

$$\begin{array}{r} 14 \\ - 3 \\ \hline \end{array}$$

$$\begin{array}{r} 7 \\ - 6 \\ \hline \end{array}$$

$$\begin{array}{r} 16 \\ - 14 \\ \hline \end{array}$$

$$\begin{array}{r} 20 \\ - 11 \\ \hline \end{array}$$

$$\begin{array}{r} 20 \\ - 8 \\ \hline \end{array}$$

$$\begin{array}{r} 20 \\ - 18 \\ \hline \end{array}$$

$$\begin{array}{r} 13 \\ - 12 \\ \hline \end{array}$$

$$\begin{array}{r} 11 \\ - 10 \\ \hline \end{array}$$

$$\begin{array}{r} 15 \\ - 2 \\ \hline \end{array}$$

$$\begin{array}{r} 7 \\ - 1 \\ \hline \end{array}$$

$$\begin{array}{r} 19 \\ - 6 \\ \hline \end{array}$$

$$\begin{array}{r} 13 \\ - 0 \\ \hline \end{array}$$

$$\begin{array}{r} 14 \\ - 11 \\ \hline \end{array}$$

$$\begin{array}{r} 18 \\ - 4 \\ \hline \end{array}$$

$$\begin{array}{r} 15 \\ - 5 \\ \hline \end{array}$$

$$\begin{array}{r} 17 \\ - 15 \\ \hline \end{array}$$

$$\begin{array}{r} 19 \\ - 17 \\ \hline \end{array}$$

$$\begin{array}{r} 13 \\ - 5 \\ \hline \end{array}$$



Name : _____

Score : _____

Teacher : _____

Date : _____

Counting to 120

							18		
	32					37		39	
	42					47			
	52			55				59	60
	62		64						70
	72						78		
									90
91	92	93		95					
	102								
111				115			118	119	

Name _____

The letters **oi** and **oy** can stand for the sound you hear in the middle of **noise** and at the end of **joy**.

Use the words in the box to complete each sentence. Write the word on the line.

enjoys boil Roy toy point coin

1. My name is _____



2. This _____ is a dime.



3. She _____ painting.



4. This is the baby's _____.



5. The water will _____.



6. That _____ is sharp!



Name _____

Write the word that completes each sentence.

above build fall knew money toward

1. They are walking _____ the bus.



2. I save my _____ in a bank.



3. The rain is going to _____!



4. We _____ how to fix it.



5. They will _____ something.



6. I see stars _____ me.



Name _____

balance: A thing can **balance** if it can stay in one place without falling.

section: A **section** is a small part of something bigger.

Write a vocabulary word from the box to finish each sentence.

balance

section

1. That _____ of the sky has too many stars to count!



2. Can Mike _____ all those books?



3. Kate can _____ on the tree branch.



4. Let's dig in just this one _____ of the beach.



Name _____

An action word with the ending **-ed** means the action happened in the past.

An action word with the ending **-ing** means the action is happening now.

If you see a new word, look for the ending **-ed** or **-ing** and a root word. Use the meanings of the word parts to figure out the meaning of the new word.

A. Underline the ending. Circle the root word.

1. jumping



2. packed



3. pointing



4. cleaned




B. Write a sentence using a word above.


5. _____

Name _____


Write oi or oy to complete each word. Then write the word.

1.  _____


 c o w b _____

2.  _____


 p _____ n t _____

3.  _____


 b _____ l _____

4.  _____

 j _____

5.  _____

 c _____ n _____

6.  _____

 t _____ s _____

Name _____

spoil
toy

coin
boy

join
build

joy
fall

Write the spelling words that have 3 letters.

1. _____

2. _____

3. _____

Write the spelling words that have 4 letters.

4. _____

5. _____

6. _____

Write the spelling words that have 5 letters.

7. _____

8. _____

Name _____

A. Read the words in the box. Say each word. Then complete each word below to make a spelling word.

spoil
toy

coin
boy

join
build

joy
fall

.....

1. j _____ n

.....

2. bui _____

.....

3. c _____ n

.....

4. t _____

.....

5. sp _____ l

.....

6. f _____ ll _____

.....

7. j _____

.....

8. b _____

B. Write your own sentence. Use one or two words from the box. Check that your capital and lowercase letters are clear.

9. _____

.....

.....

Name _____

**A. Circle the spelling word that names the picture.
Then write the word.**

1. boy bow



2. moss mouse



3. coal coin



4. fall fowl



B. Write the word that is spelled correctly to complete the sentence.

bilde	build
-------	-------

5. They will _____ a new house.

Name _____

spoil
boycoin
townjoin
mousejoy
buildtoy
fall

A. Mark an X on the line next to the word that is spelled correctly.

- | | | | | | |
|----|-------------|-------------|-------------|--|-------|
| | _____ | | _____ | | _____ |
| | ----- | | ----- | | ----- |
| 1. | coen _____ | coyn _____ | coin _____ | | |
| | ----- | ----- | ----- | | |
| 2. | joy _____ | jooy _____ | joi _____ | | |
| | ----- | ----- | ----- | | |
| 3. | town _____ | toun _____ | tawn _____ | | |
| | ----- | ----- | ----- | | |
| 4. | billd _____ | build _____ | biuld _____ | | |
| | ----- | ----- | ----- | | |

B. In each row put an X on the word that does not belong. Then write the spelling word.

5.	head	spoil	broil
6.	house	rope	mouse
7.	late	fall	small

Cumulative High Frequency Words

Including K popcorn words and ALL 1st grade words

“See them, say them”

see with where this was we you
the what she said play my look
me little to is I here like he
have has go for do can are
and am two run come be move
jump very up too out they all
make down fun pull school not
does good around by many place
call day her want eat no ago
under who could live one then
three again help new there use
any from happy upon so once
green water grow together pretty

build fall knew money toward
answer brought busy door enough
eyes brother father mother love
friend picture been children month
question their year before front
heard push tomorrow your favorite
few gone surprise wonder young

****If your child commits these words to memory and can say them as soon as they see them, they will be MORE FLUENT in reading. Fluency is the key to comprehension.**

Thank you,

Mrs. Thurston

should away why now way some old
today walk of girl boy how people
after buy done every soon work
about animal carry eight give our
because blue into or other small
find food more over start warm
caught flew know laugh listen were

The above words were covered in class with extensive lessons, kindergarten popcorn words and wonders high frequency words from unit 1.1 to 4.4. The following words were not covered by the teacher but given on-line and imperative for 2nd grade, unit 4.5 to 6.5:

found hard near woman would
write four large none only put
round another climb full great
poor through began better guess
learn right sure color nothing
early oh instead thought above