

Unity West Elementary
1st Grade Lesson Plan for Monday, May 4

Joke for the day: What do you call a palm tree that wants to be a rapper? Answer: Slim Shady!!

Time	Class	Activity
9-9:45	Reading	<ul style="list-style-type: none"> • Read for 20 minutes a day. • Choose an activity from the Spelling Homework Menu to complete. <p><u>This Week's Spelling List</u>: stalk, talk, chalk, hair, air, chair, cut, its, better, clean, fast, use</p> <p>Writing prompt: Do you think humans will travel to other planets? Would you want to go? Explain.</p> <p>Read Scholastic News: Palm Trees in the Wind - April 2020 Complete the Reading Checkpoint page Scholastic News website: sn1.scholastic.com password: uwfirst1 <u>Scholastic News Website</u> visit the site for a video and game</p> <ul style="list-style-type: none"> • Work on your Lexia level: https://www.lexiacore5.com/register
9:45-10:15	Recess	<ul style="list-style-type: none"> • Movement and cooperative activities • Do a GoNoodle Brain Break: https://family.gonoodle.com/
10:15-11:00	Math	<p>Skip count from by 10's to 100 while doing jumping jacks. Skip count by 5's to 100 while repeatedly touching your head, shoulders, knees, and toes. Count backwards from 20 to 0 doing the Macarena moves.</p> <p>Problem of the Day: True or False? $11+3 > 15-1$ $19-1 = 10+7$</p> <p>Flower Favorites Bar Graph page • Play a math game: <u>MobyMax</u> <u>Prodigy</u></p>
11:00-1:00	Lunch	Go for a walk.
1:00-1:30	Specials	<u>Check out the Specials Teachers Activities</u>
1:30-2:00	Social Studies/ Science	<ul style="list-style-type: none"> • Main Idea & Details: Palm Trees page <p>Visit Scholastic for daily books and activities: https://classroommagazines.scholastic.com/support/learnathome.html</p>

General To-Do List or Notes	One thing I will do TODAY for my energy/exercise
	Today, I am grateful for

Reminders: Continue to practice sight word lists each day.

Name: _____




Favorite Flowers

Directions: Look at the tally chart and make a bar graph.

Favorite Spring Flower

Daisy	/
Tulip	
Rose	/
Sunflower	



Name: _____

Main Idea and Details

Use your Scholastic News issue to finish the web.

Main idea:

The parts of a palm tree help it survive a storm.

Detail:

Its trunk helps it survive a storm. It _____

Detail:

Its roots help it survive a storm. They _____

Detail:

Another way a palm tree survives a storm is _____

Name: _____



Reading Checkpoint:

Palm Trees in the Wind

Use your *Scholastic News* to answer the questions.

1. What is this article mostly about?

- ☐ how the parts of a palm tree help it survive a storm
- ☐ why most trees have branches
- ☐ palm tree roots


2. When something is **stiff**, it _____.

- ☐ bends
- ☐ does not bend
- ☐ does not break

3. Which one is true?

- ☐ Palm trees have heavy branches.
- ☐ Palm trees don't have leaves.
- ☐ Palm trees don't have branches.

4. Circle a part of the palm tree that is flexible. Put a \triangle on the part that helps hold it in the ground.



ILLUSTRATIONS BY PETER FRANCIS

©2020 Scholastic Inc. Permission granted to Teacher-Subscribers to reproduce this page for classroom use only.

Spelling Homework Menu

Rainbow Write First, write the words in pencil. Then trace over them in two different colors.	Silly Sentences Write silly sentences using a spelling word in each sentence. <u>Underline</u> the spelling words and write neatly!	Hidden Words Draw and color a picture. Hide your spelling words inside the picture. See if someone can find your hidden words!	Backwards Words Write your spelling words forwards and then backwards! Remember to write neatly!
Waterfall Words Example: c ca cat catic catch	ABC Order Write your spelling words in ABC order. If words start with the same letter, look at the next letter.	Story, Story Write a story using ALL of your spelling words. Be sure to <u>underline</u> your spelling words in the paragraph.	Fancy Words Write your words using fancy letters 2x! Example: <i>catch catch</i>
Three Times First, write each word in pencil. Then, write each word in crayon. Finally, write each word in marker!	Adding My Words Vowels are 10 and consonants are 5. Write your words and then add the value of each word. Ex. cat 5+10+5=20	Riddle Me Write a riddle for each of your words. Don't forget to answer them. Ex: I am cute. I wear diapers. Answer: baby	Rhyming Words Write each of your spelling words with a rhyming word next to them. Ex: cut - shut
Code Words Come up with a code for each letter of the alphabet. Then write your words in code. Ex: A = > B = ♥ C = ☹ Write out the word.	UPPER and Lower Write your words one time with all uppercase letters and one time with all lowercase letters.	Colorful Words Write each of your spelling words. Write each letter using a different color.	Choo Choo Words Write the entire list end-to-end as one long word. Write each new word in a different color.
Magazine Words Use an old magazine or newspaper and find your words or letters that make up words. Glue them down.	Words Within Words Write each spelling word and then write at least two words made from that word. Ex: catch cat hat	Words Without Vowels Write all of your words replacing vowels with a line. Go back and see if you can fill in the vowels.	Other Handed First, write your words with the hand you usually write with. Then, write the list using your other hand!

Unity West Elementary
1st Grade Lesson Plan for Tuesday, May 5


Joke of the day: Why did the dolphin feel grumpy? Answer: He ate too many crabs!!

Time	Class	Activity
9-9:45	Reading	<ul style="list-style-type: none"> • Read for 20 minutes a day. • Choose a new activity from the Spelling Homework Menu to complete. <p>Writing prompt: Create your own holiday! What would you celebrate? How would you get others to join the fun?</p> <p>"Dolphins" page</p> <p>Work on your Lexia level: https://www.lexiacore5.com/register</p>
9:45-10:15	Recess	<ul style="list-style-type: none"> • Movement and cooperative activities • Do a GoNoodle Brain Break: https://family.gonoodle.com/
10:15-11:00	Math	<p>Skip count from by 10's to 100 while doing jumping jacks. Skip count by 5's to 100 while repeatedly touching your head, shoulders, knees, and toes. Count backwards from 20 to 0 doing the Macarena moves.</p> <p>Problem of the Day: 80 people were in line for the roller coaster. 30 people got on the roller coaster. How many people were still in line?</p> <p>Flower Measurement page Play a math game: MobyMax Prodigy</p>
11:00-1:00	Lunch	Help by cleaning up the table after you eat lunch
1:00-1:30	Specials	<u>Check out the Specials Teachers Activities</u>
1:30-2:00	Social Studies/ Science	<ul style="list-style-type: none"> • Compare Trees and Palm Trees page <p>Visit Scholastic for daily books and activities: https://classroommagazines.scholastic.com/support/learnathome.html</p>

General To-Do List or Notes	One thing I will do TODAY for my energy/exercise
	Today, I was kind because

Reminders: Continue to practice sight word lists each day.

Dolphins



Dolphins are mammals that live in oceans and rivers. Dolphins breathe through a hole on top of their head called a blowhole. They live in groups called pods. Dolphins eat fish, shrimp and squid. To talk to other dolphins, they squeak and whistle.

1. Circle the word that tells what dolphins use to breathe.

2. Name two places dolphins live.

3. Finish the sentence below.

Dolphins eat _____.

4. Use a blue crayon to underline how dolphins talk to others.

Use a red crayon to underline what a group of dolphins is called.

Use a green crayon to underline their animal family.

Name: _____

Flower Measures

Directions: Cut out the linker cubes to measure the flowers.

Length:

Height:

cubes

cubes

Height:

cubes

Length:

cubes

Classroom Confetti 2015

[illegible]

Name: _____

Compare Trees and Palm Trees

Use your *Scholastic News* issue to fill out the chart.

Most Trees	Palm Trees
Trunk: _____ _____ _____	Trunk: _____ _____ _____
Branches and leaves: _____ _____ _____	Branches and leaves: _____ _____ _____
Roots: _____ _____ _____	Roots: _____ _____ _____

Unity West Elementary
1st Grade Lesson Plan for Wednesday, May 6


Joke of the day: What season is it best to go on a trampoline? Answer: SPRING time!

Time	Class	Activity
9-9:45	Reading	<ul style="list-style-type: none"> • Read for 20 minutes a day. • Choose a new activity from the Spelling Homework Menu to complete. <p>Writing prompt: Do you think you should have more or less chores? Explain.</p> <p>"Dragonflies" page</p> <p>Work on your Lexia level: https://www.lexiacore5.com/register</p>
9:45-10:15	Recess	<ul style="list-style-type: none"> • Movement and cooperative activities • Do a GoNoodle Brain Break: https://family.gonoodle.com/
10:15-11:00	Math	<p>Skip count from by 10's to 100 while doing jumping jacks. Skip count by 5's to 100 while repeatedly touching your head, shoulders, knees, and toes. Count backwards from 20 to 0 doing the Macarena moves.</p> <p>Problem of the Day: 48 ants came to the picnic. An hour later 30 more ants joined them. How many ants were there in all?</p> <p>Garden Comparing page</p> <p>Play a math game: MobyMax Prodigy</p>
11:00-1:00	Lunch	List as many "GO" foods as you can.
1:00-1:30	Specials	Check out the Specials Teachers Activities
1:30-2:00	Social Studies/ Science	<ul style="list-style-type: none"> • Fantastic Fish pages <p>Visit Scholastic for daily books and activities: https://classroommagazines.scholastic.com/support/learnathome.html</p>

General To-Do List or Notes	One thing I will do TODAY for my energy/exercise
	Today, I am grateful for

Reminders: Continue to practice sight word lists each day.

Dragonflies



Dragonflies are insects. They have six legs. They cannot walk very well but they can fly! Their wings are transparent. This means that their wings are see-through. Dragonflies can be colors like blue, green, red, and yellow. Dragonflies live all over the world in warm places. They live by water. Dragonflies eat small insects like mosquitoes and gnats.


1. Dragonflies are insects so they have ____ legs.
2. **Circle** the word that means see-through.
3. Dragonflies live in _____ places and near _____.
4. What colors can dragonflies be?

Dragonflies can be _____, _____, _____,
and _____.

Name: _____

Garden Comparing

Directions: Measure the garden objects. Complete the sentences using: longer than, shorter than, or equal to.



1. The shovel is _____ the fork.
2. The fork is _____ the snail.
3. The flowers are _____ the hose.
4. The fork is _____ the pot.
5. The hose is _____ the shovel.

Classroom Confetti 2015

[illegible]

Fantastic Fish

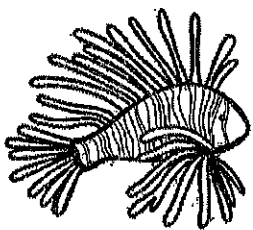
When you think of fish you may imagine a pet goldfish or even a clownfish (like Nemo!) But did you know that Scientists believe there are over 30,000 different species of fish?

Here are some important facts about fish:


- * Fish are cold-blooded animals that have a backbone.
- * All fish live in water.
- * Fish have gills to help them breathe in water.
- * Fish are covered in scales which help fish quickly glide through water.
- * Fish have fins on their body to help swim
- * Most fish lay eggs.

Fun Facts about fish:

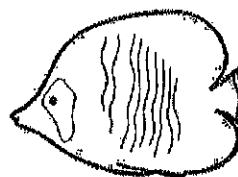
- * Fish often travel in schools to protect themselves from predators.
- * Some fish camouflage to their surrounding to stay safe.
- * Fish can be plant eaters, meat eaters or a mix.
- * Tuna and Mackerel Sharks are the only fish that are warm-blooded.
- * Lungfish can live out of water for several years. It has gills and lungs!
- * The Batfish plays dead when danger is near.
- * A seahorse can move both of its eyes separately.
- * The fastest fish is a sailfish. It can swim as fast as a car on the highway!
- * A seahorse can move both of its eyes separately.
- * The largest fish is the whale shark which can grow to 50 feet long.
- * Fish can feel pain.



lion fish



swordfish



Addis butterfly fish




eel

Fantastic Fish

Facts are statements that are true and can be proven.

Opinions are statements that one person or a group of people may believe.

Color the bubbles that have facts about fish. Color all the fish.



Unity West Elementary
1st Grade Lesson Plan for Thursday, May 7

Joke of the day: Why does everyone invite ice cream to the party? Answer: Because it's cool!

Time	Class	Activity
9-9:45	Reading	<ul style="list-style-type: none"> • Read for 20 minutes a day. • Choose a new activity from the Spelling Homework Menu to complete. <p>Writing prompt: Do you think homework is important? Explain.</p> <p>"Parts of a Flower" page</p> <p>Work on your Lexia level: https://www.lexiacore5.com/register</p>
9:45-10:15	Recess	<ul style="list-style-type: none"> • Movement and cooperative activities • Do a GoNoodle Brain Break: https://family.gonoodle.com/
10:15-11:00	Math	<p>Skip count from by 10's to 100 while doing jumping jacks. Skip count by 5's to 100 while repeatedly touching your head, shoulders, knees, and toes. Count backwards from 20 to 0 doing the Macarena moves.</p> <p>Problem of the Day: Mr. Fisher sold pool noodles. He had 17 blue ones and 12 purple ones. Mrs. Reichert gave him 10 green ones. How many pool noodles does Mr. Fisher have?</p> <p>Planting Addends page</p> <p>Play a math game: MobyMax Prodigy</p>
11:00-1:00	Lunch	Make sure you take time to clean your room.
1:00-1:30	Specials	<u>Check out the Specials Teachers Activities</u>
1:30-2:00	Social Studies/ Science	<p>Read Scholastic News: Making Ice Cream - May/June 2020</p> <p>Complete the Reading Checkpoint page</p> <p>Scholastic News website: sn1.scholastic.com password: uwfirst1</p> <p><u>Scholastic News Website</u> visit the site for a video and game</p> <p>https://www.allrecipes.com/article/how-to-make-ice-cream-in-a-bag/</p>

General To-Do List or Notes	One thing I will do TODAY for my energy/exercise
	Today, I am grateful for

















Reminders: Continue to practice sight word lists each day.

Name: _____

Parts of Flowers

Directions: Look at the key.
Color by code.

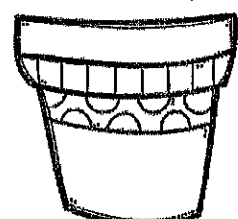

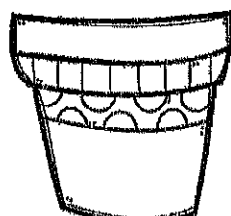

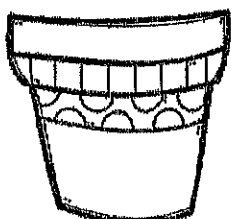
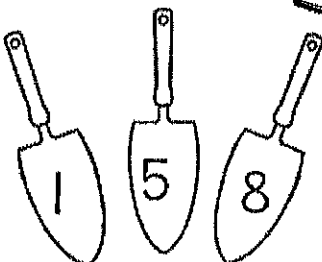
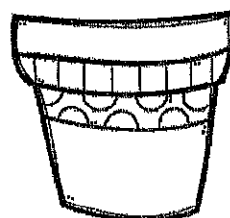

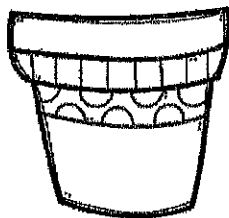
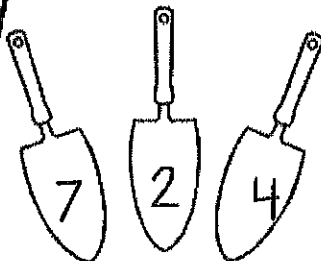
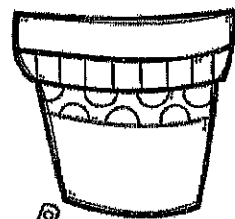
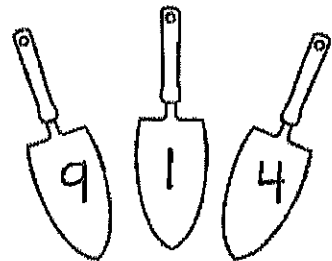
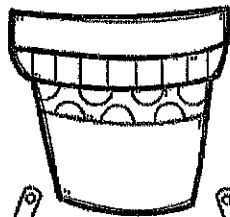

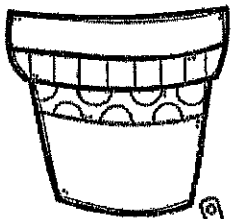
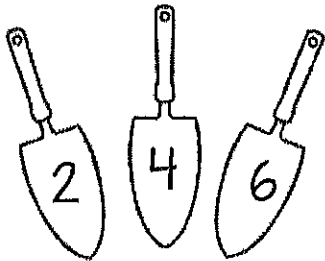
Key
Nouns - Green
Verbs - Red
Adjectives - Blue




Name: _____

Planting Addends

Directions: Add the numbers in the shovels. Write the answer in the flower pot.

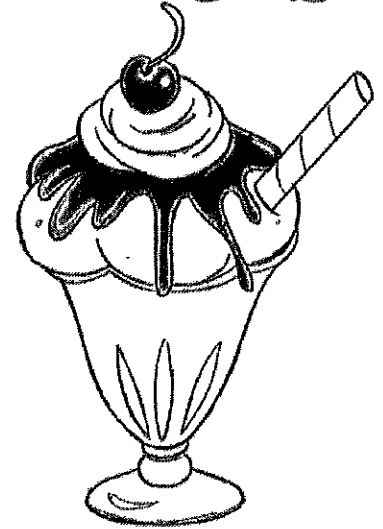


Name: _____



Reading Checkpoint: **Making Ice Cream**

Use your *Scholastic News* to answer the questions.



1. Where is the ice cream in the article made?
☐ **in someone's home**
☐ **in a factory**
☐ **at a park**

2. How many gallons of ice cream can the factory make in a day?
☐ **one** ☐ **one hundred** ☐ **one thousand**

3. What happens in the ice cream maker? That is Step 2 in the article.
☐ **The liquid turns into solid ice cream.**
☐ **The heat kills the germs.**
☐ **Workers fill up the cartons.**

4. What do you think is the most interesting part of making ice cream? Why?


Unity West Elementary
1st Grade Lesson Plan for Friday, May 8

Joke of the day: What do you say to a fancy cactus? Answer: You look sharp!!		
Time	Class	Activity
9-9:45	Reading	<ul style="list-style-type: none"> • Read for 20 minutes a day. • Choose a new activity from the Spelling Homework Menu to complete. <p>Writing prompt: What do you think is the most important tool you need in order to learn? Explain.</p> <p>"Flower Garden" page</p> <p>Work on your Lexia level: https://www.lexiacore5.com/register</p>
9:45-10:15	Recess	<ul style="list-style-type: none"> • Movement and cooperative activities • Do a GoNoodle Brain Break: https://family.gonoodle.com/
10:15-11:00	Math	<p>Skip count from by 10's to 100 while doing jumping jacks. Skip count by 5's to 100 while repeatedly touching your head, shoulders, knees, and toes. Count backwards from 20 to 0 doing the Macarena moves.</p> <p>Problem of the Day: Jordan bought 4 pairs of flip flops. Each pair cost \$5. How much money did Jordan spend?</p> <p>Watering Equations page</p> <p>Play a math game: MobyMax Prodigy</p>
11:00-1:00	Lunch	Think about your lunch, did you eat a "GO" food?
1:00-1:30	Specials	Check out the Specials Teachers Activities
1:30-2:00	Social Studies/ Science	<ul style="list-style-type: none"> • Invent an Ice Cream Flavor page <p>Visit Scholastic for daily books and activities: https://classroommagazines.scholastic.com/support/learnathome.html</p>


General To-Do List or Notes	One thing I will do TODAY for my energy/exercise
	Today, I am grateful for

Reminders: Continue to practice sight word lists each day.

Name: _____



Read & Answer



{Flower Garden}

Directions: Read the story and answer the questions.

Tommy and Anna wanted to plant a flower garden. They got their, shovel, watering can, and gloves. First, Tommy raked the dirt. Next, Tommy and Anna put on their gloves. Then, they dug holes in the dirt. They were ready to plant seeds, but the seeds were missing! Oh no! Tommy looked in the house. Anna looked in the shed. Then their dog came running with something in its mouth. What could it be? The seeds! The dog took the seeds from Tommy and Anna! They got the seeds back and planted them. Last, Tommy and Anna watered the seeds. They can't wait to see their pretty flowers bloom!

1. Who are the main characters?

2. What is the problem?





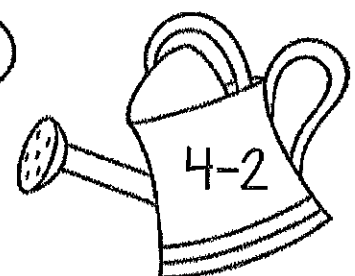







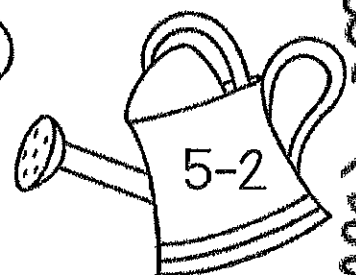



3. How is the problem solved?

4. What is the setting?

Name: _____

Watering Equations

Directions: Solve the equations. Color addition blue. Color subtraction purple.



Name: _____

Invent an Ice Cream Flavor

The ice cream factory makes so many different kinds of ice cream! But they need a new flavor. Invent it!

My new flavor is called: _____

The special ingredients are:

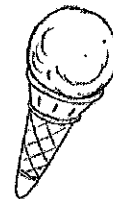
My new flavor is best in:



☐ a sundae



☐ a milkshake




☐ a cone



☐ an ice cream sandwich

Here is what my ice cream looks like: →

I think people will like it because _____



THIS WEEK FOR PE FROM COACH NOWLAN & COACH IPSEN

May 4th-May 8th

Dear Parents,

This week we have put in a few new ideas for physical fitness, but if you have something else your student is doing please just write in down on his/her sheet. Thanks for helping keep your children fit!

Staying active and fit is a critical part of staying healthy. Although you are all at home, it doesn't mean that you and your family can't still be physically active. Getting at least 60 minutes of physical activity per day is more important than ever during these times.

We have provided some guidance and resources to make sure your kids are physically active while at home. These are recommendations and not mandatory - what's important is that all students are physically active for a total of at least 60 minutes per day. Please fill out the chart below, so we know what you did and you can keep track of your fitness. Use the chart on the second page to pick activities to do and record, we encourage you to pick from different categories. We also encourage you to do warm-up stretches that we do before each class, have fun staying fit.

This Week: NAME: _____ CLASS: _____

DAY	CATEGORY	ACTIVITIES
MON		
TUES		
WED		
THUR		
FRI		

Note: Make sure students are supervised and safe during all types of physical activity.

FITNESS ACTIVITIES

A CARDIO ACTIVITIES	B MUSCULAR STRENGTH	C MUSCULAR ENDURANCE	D FLEXIBILITY ACTIVITIES	E REC. ACTIVITIES
JOG AROUND YOUR HOME 5-10 TIMES	PUSH-UPS 30-50 DO IN SETS OF 10	MT CLIMBERS 100-200	STRETCHING FOR 20 MINS	WALK YOUR PET 15-20 MINS
JUMP ROPE FOR 10-15 MINS	BICYCLE CRUNCHES 100-200 DO IN SETS OF 25	LOW/MID/HIG H 5-10 TIMES 45 SEC. EACH	PILATES FOR 20 MINS	BIKE FOR 20 MINS
WALK FOR 20 MINS	LUNGES 30-50 DO IN SETS OF 10	WALL SIT 5-10 45 SEC EACH	YOGA FOR 20 MINS	SHOOT HOOPS 20 MINS
WALK UP/DOWN A SET OF STAIRS 20X	JUMP SQUATS 50-100 DO IN SETS OF 10	HOLD UP POSITION OF PUSH-UP 5-10 TIMES 1 MIN EACH		PICK UP STICKS FROM THE YARD
100 JUMPING JACKS SETS OF 20	SHOULDER TAPS 100-200 DO IN SETS OF 20	BURPEES 25-50 DO IN SETS OF 5/10		HELP WITH ANY YARD WORK
JOG IN PLACE W/ HIGH KNEES 4 X 30 SEC	HIP POCKETS 100-200 DO IN SETS 20	HOLD DEAD BUG POSITION 5X1 MIN		PLAY CATCH W/ BASEBALL/ SOFTBALL 20 MINS


EXAMPLE OF HOW TO FILL OUT:

This Week:

NAME: COACH IPSEN

CLASS: 4B

DAY	CATEGORY	ACTIVITIES
MON	A & C	BIKE AND PLANKS
TUES	A & E	WALK AND BASKETBALL
WED	B & D	PUSH-UPS AND STRETCHING
THUR	A & E	SKATEBOARD AND FRISBEE
FRI	A & B	WALK, SHOULDER TAPS, AND HIP POCKETS



Art Class

5/4-5/8






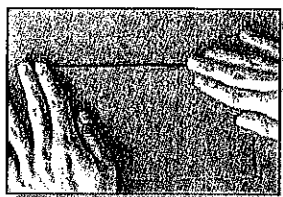
Low Tech
Options>>>

Ideas below can be created at home with basic supplies.
If you have access to Internet, my videos are on school website under art remote learning resources. My art videos and this page correlate with the Specials Bingo Sheet. ☺

Paper


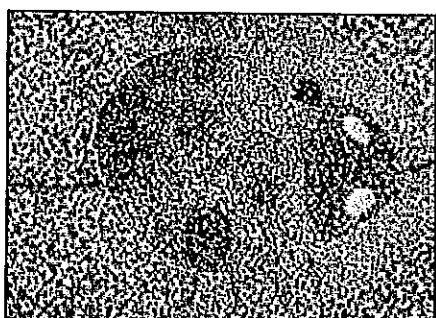

Weaving:

I thought it would be fun to do some paper weaving this week. It is nice to use yarn to weave...but easier to access paper. :) You can be as creative as you would like with this project. You can use many colors or a few colors. You can use dried painted paper too. You can create shapes to weave into also. Fold a rectangle piece of paper in half. Cut lines spread out from the fold down to 1 inch away from other end of paper. Cut strips of paper long enough to weave in and out of cut areas. Open folded/cut paper rectangle. Go over-under pattern with one set of strips. Go under-over with every other set of strips. Trim edges when done if needed. Enjoy! ☺



Pointillism-Dot Fun:

Just like the famous artist, Georges Seurat, you can create your own masterpiece made completely from dots. You can use markers, crayons or paint! Q-tips work great with paint. You can sketch your drawing plan very lightly... or just add dots first. The closer together dots are...the darker areas become... The more spread out...the lighter areas will be... You can mix dot colors too to create cool effects! ☺






Artist of the Month-May


Georges Seurat

Fun Facts:


- Born in Paris, France 1859-1891
- Learned about art at a young age-especially sculptures
- Was a college student and painter when younger
- Made art about islands, water and people doing everyday things
- Used dots to make artwork-pointillism "Seurat Makes Dots"
- Created 7 major paintings and 40 smaller paintings
- Completed about 500 drawings-many conte crayon drawings




Close-up of dots




Circus, 1891




Riverman



A Sunday Afternoon on the Island of La Grande Jatte



The Seine of La Grande Jatte



The Eiffel Tower