

Remote Learning Ms. Stadel-Writing Weeks of April 29-May 12, 2020

Student Name: \_\_\_\_\_

Here is your **WRITING** daily agenda of assignments for this week and next week:

Days 1 through 5 (April 29-May 5) and Days 6-10 (May 6-12):

For the next 2 weeks of writing, I am giving you a "May Writing Journal." Each topic has 2 pages. The 9 topics given are:

- Playing Outside
- Flying a Kite
- Riding a Bike
- Things to do with Mom
- All About Frogs
- How to Catch a Butterfly
- The Picnic
- Planting a Garden
- May Flowers

This is what is required for each grade level:

Kindergarten packet: Kindergarten has 2 pages for each topic. The 1<sup>st</sup> page they need to have the choices read to them aloud, and **circle** what choice they like the best. **Color/draw** the picture at the top. Page 2 - The student should **trace over the words** that they picked on pg. 1, then again color and draw the picture. Read their sentences aloud with them.

1<sup>st</sup> and 2<sup>nd</sup> grades packet: 1<sup>st</sup> and 2<sup>nd</sup> graders have 3 pages for each topic. 1<sup>st</sup> page - read aloud the sentences and choices with them, they **circle and write** their choice on the line. 2<sup>nd</sup> page - they **re-write their complete sentences** from pg. 1, **NICELY**, on the lines. Page 3 is additional writing space to continue from page 2.

NOTES: Please turn in **4 topics** the first week on Wednesday, May 6<sup>th</sup>, and then turn in the remaining **5 topics completed** on Wednesday, May 13<sup>th</sup>.

Let me know if you have ANY questions! Thank you ~ Ms. Stadel

Parent's Signature: \_\_\_\_\_

RESOURCES FOR YOU...Students can work on DAILY anytime:

- Lexia app - [www.lexia.com](http://www.lexia.com)
- Matific app - [www.matific.com](http://www.matific.com)
- Bookflix app - link below
- Math facts flash cards
- Sight words flash cards

Book Flix <http://auth.grolier.com/login/bookflix//login.php?bffs=N> User name: sgs170 Password: raiders


-

Matific <https://www.matific.com/us/en-us/login-page/> User Name: first three letters of first and last names; example is Keith Brown so username = keibro Password: 1

-


Lexia Core 5 Reading <https://www.matific.com/us/en-us/login-page/> User name: User Name: first three letters of first and last names; example is Keith Brown so username = keibro Password: read

Kindergarten - Stadel






\_\_\_\_\_ is

# May Journal




# Playing Outside







I  like  don't like to play outside!

I like to play


 at the park	 in my backyard.
 at the pond.	 on the trail.



I like to

 ride my bike.	 swing.	 jump in puddles.	 fly a kite.
--	---	--	--


# Playing Outside




Color the picture. Draw what you like to do outside.

I like 

to play outside!

don't like 


at the park 


I like to play in my backyard 

on the trail 

ride my bike 


I like to swing 

jump in puddles 






# Flying a Kite




Color the picture. Draw yourself flying a kite.

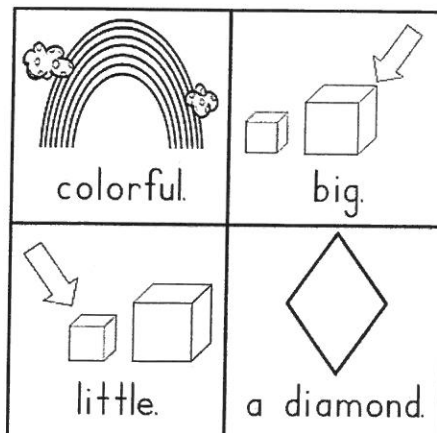
Flying a kite is




It is best to fly a kite in a



The best kites are



# Flying a Kite



Color the picture. Draw yourself flying a kite.

exciting 

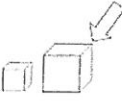
Flying a kite is frustrating 

boring 

It is best to fly a kite in a field 

park 

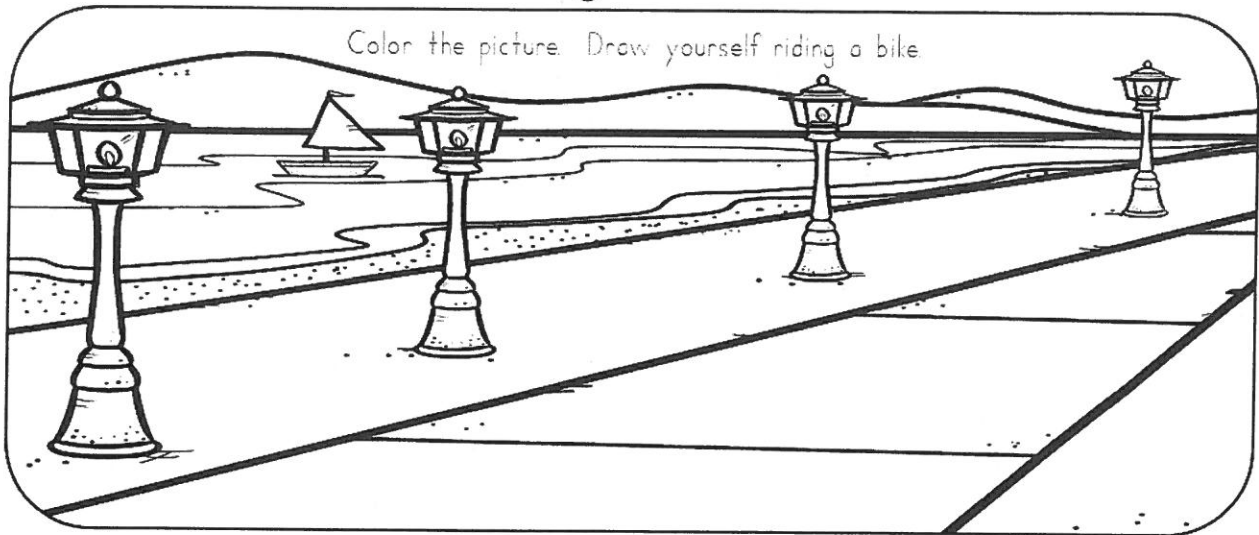
colorful 

The best kites are big 


little 




# Riding a Bike





Riding a bike is



It is best to ride a bike in a





The best bikes are





# Riding a Bike




exciting 

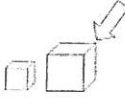
Riding a bike is frustrating 

boring 

It is best to ride a bike in a forest 

park 


colorful 

The best bikes are big 

little 




# Things to do with Mom




Color the picture. Draw a picture of what you do with your mom.

Fun things to do with Mom/Auntie/Grandma:


give hugs

play





snuggle





go for walks


garden

cook


read

play ball



go camping

arts & crafts

swim

hike


shop

watch movies

ride a bike

visit family

# Things to do with Mom




Fun things to do with Mom/Auntie/Grandma:

give hugs 

play 

snuggle 

go for walks 

garden 


cook 

read 

play ball 

go camping 

arts and crafts 

swim 

hike 

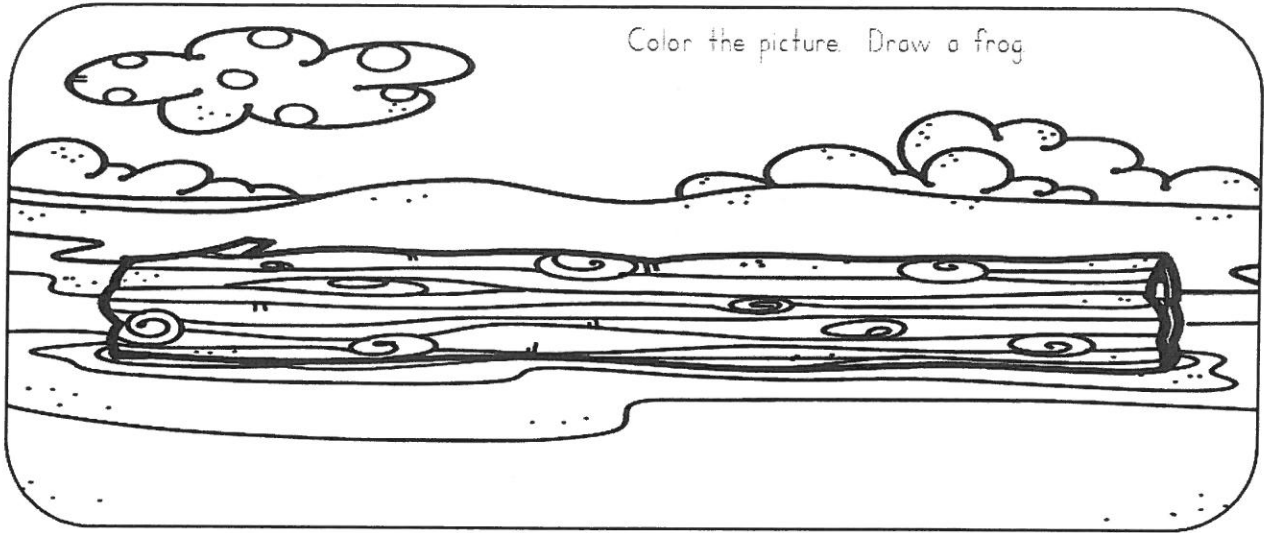
shop 

watch movies 

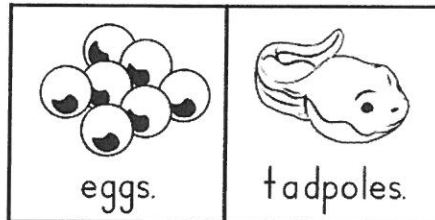
ride a bike 

visit family 

# All About Frogs



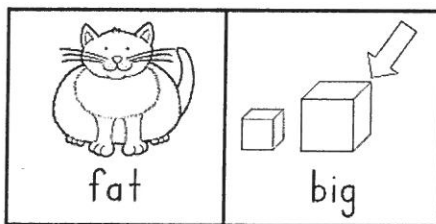
Frogs begin as



The tadpole




The




tadpole turns into a frog.

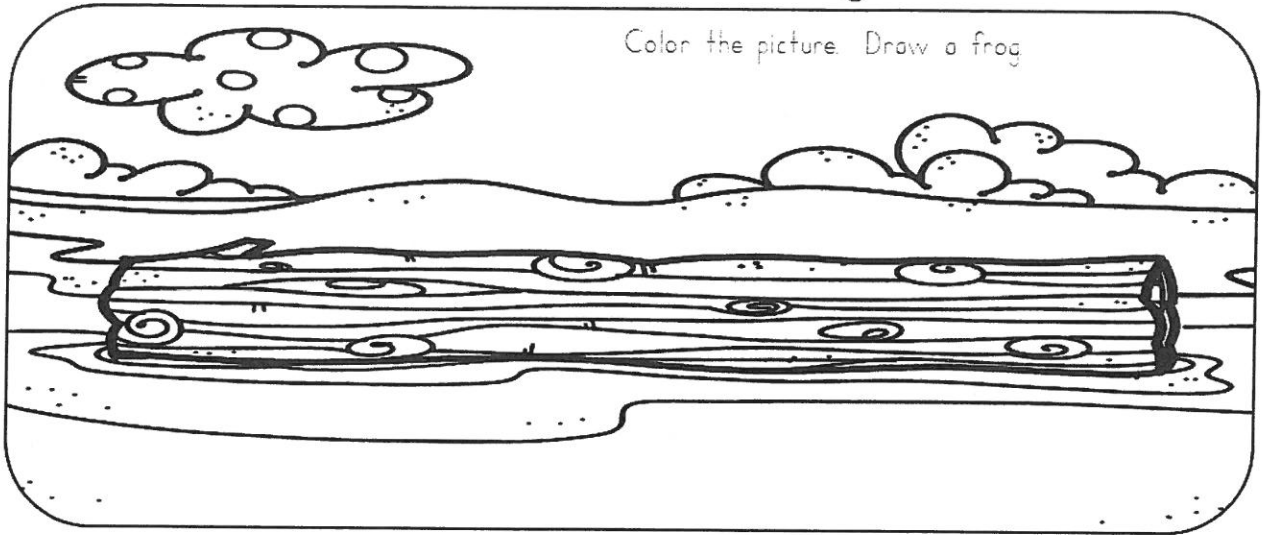
The frog



onto land.




# All About Frogs





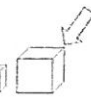
Frogs begin as eggs.  tadpoles. 


comes out 

The tadpole eats a lot. 

grows. 




The fat  big  tadpole turns into a frog.

The frog jumps  hops  onto land.




# How to Catch a Butterfly



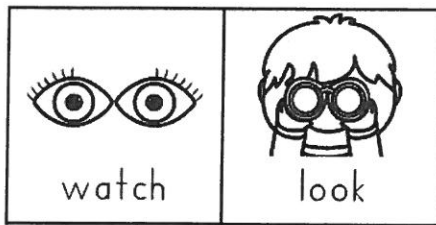
Color the picture. Draw a butterfly.

First,




very still.

Next,



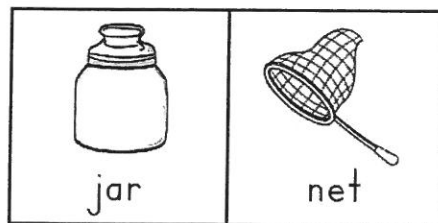
for butterflies.

Then,



after the butterfly.


Finally, use a





to catch it.






# How to Catch a Butterfly




First, sit  stand  very still.

Next, watch  for butterflies.

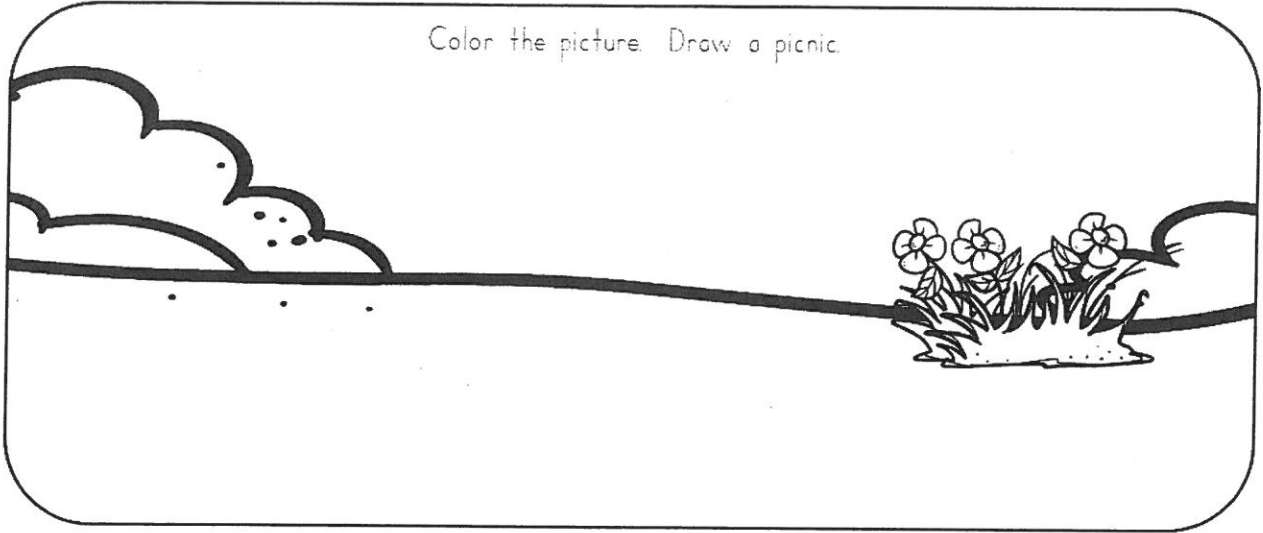
look   
run   
Then, chase  after the butterfly.

Finally, use a jar   
net  to catch it.



# The Picnic

Color the picture. Draw a picnic.



friends




a family


Once,

went for a picnic.


They went to the




zoo.



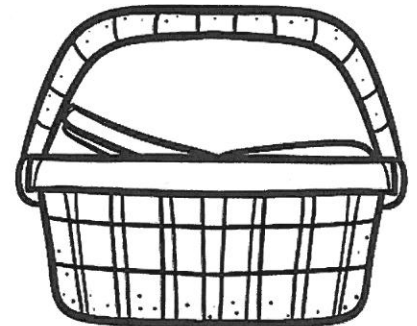
park.



beach.



mountains.



But, there were too many



ants.



animals.



people.

So, they went



home.



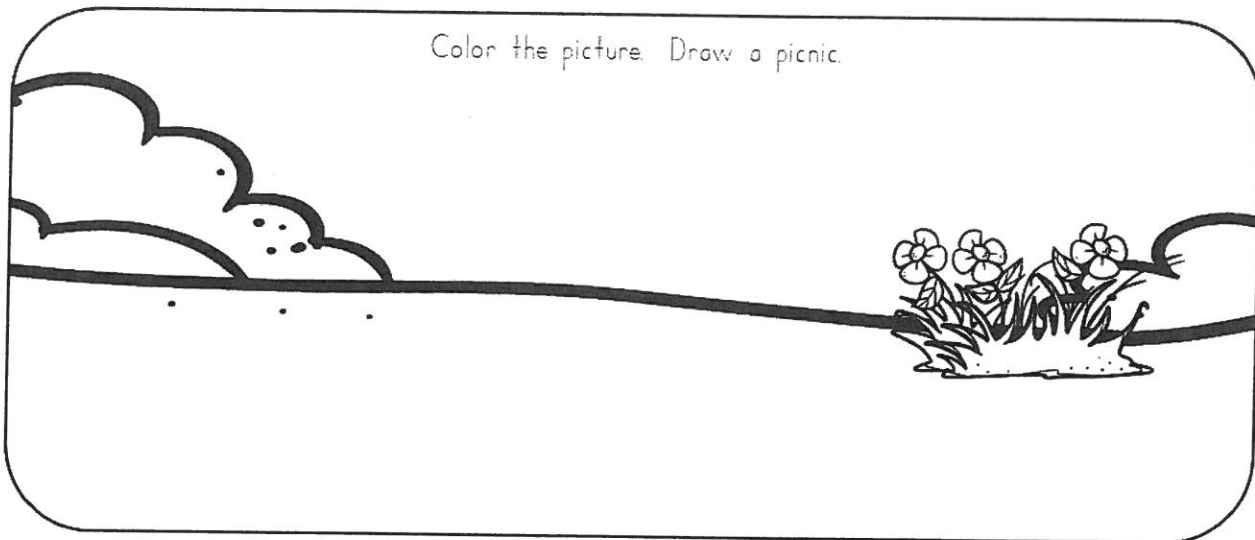
to school.




swimming


# The Picnic


Color the picture. Draw a picnic.




Once, friends  went for a picnic.

a family 

They went to the zoo 


mountains 

park 


beach 

But, there were too many ants 

animals 

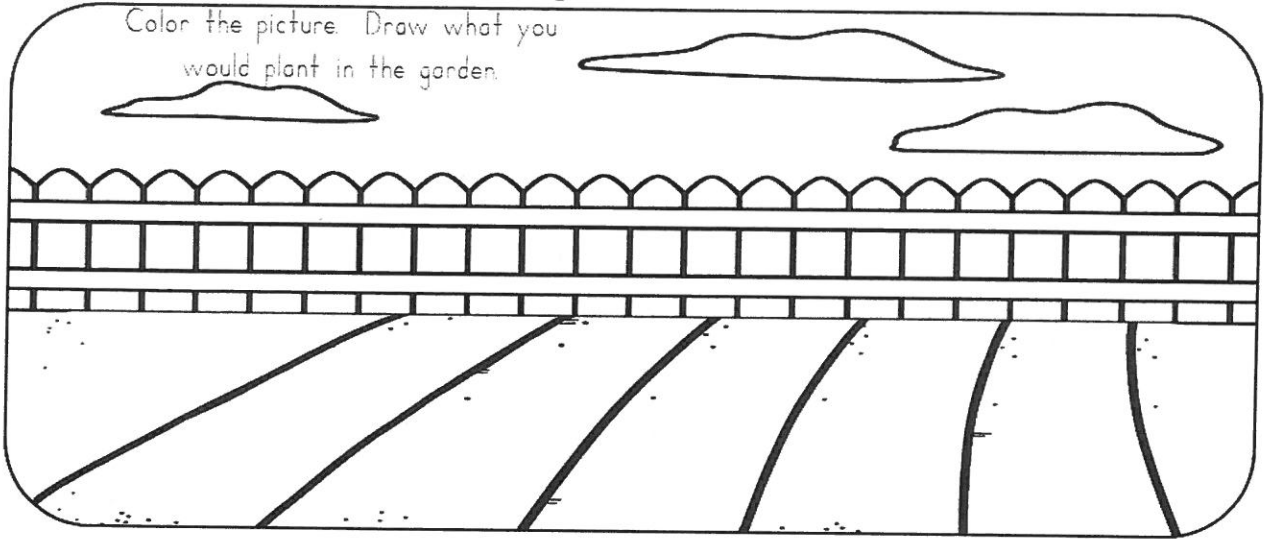
So, they went home 

swimming 



# Planting a Garden

Color the picture. Draw what you would plant in the garden.



I would plant a



vegetable



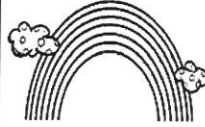
flower

garden.

A garden would



feed us.



be colorful.



make us  
happy.




attract bugs.



I would grow



corn.



tomatoes.



sunflowers.

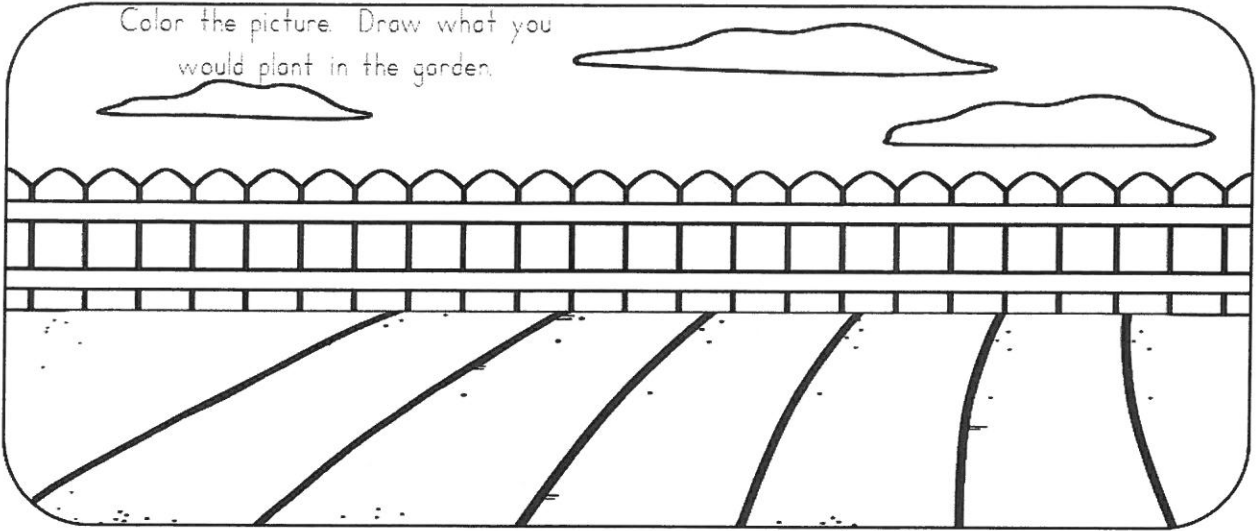


roses.



# Planting a Garden

Color the picture. Draw what you would plant in the garden.



I would plant a

vegetable



garden.

flower



feed us.



A garden would

attract bugs.



make us happy.




corn.



I would grow

tomatoes.




sunflowers.

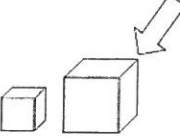
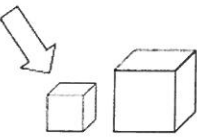




# May Flowers





Color the picture. Draw some flowers.



The best flowers




 are big.	 are little.	 smell good.	 are colorful.
---	---	--	--

I like to

 cut	 smell
 water	 look at

flowers.




 Birds	 Bees	 Butterflies
--	---	--

like flowers!

# May Flowers

Color the picture. Draw some flowers.



are big. 

The best flowers are colorful. 

smell good. 

smell 

I like to water  flowers.

look at 



Bees  Butterflies  like flowers!