

Remote Learning Ms. Stadel-Writing Weeks of April 29-May 12, 2020

Student Name: _____

Here is your **WRITING** daily agenda of assignments for this week and next week:

Days 1 through 5 (April 29-May 5) and Days 6-10 (May 6-12):

For the next 2 weeks of writing, I am giving you a "May Writing Journal." Each topic has 2 pages. The 9 topics given are:

- Playing Outside
- Flying a Kite
- Riding a Bike
- Things to do with Mom
- All About Frogs
- How to Catch a Butterfly
- The Picnic
- Planting a Garden
- May Flowers

This is what is required for each grade level:

Kindergarten packet: Kindergarten has 2 pages for each topic. The 1st page they need to have the choices read to them aloud, and circle what choice they like the best. Color/draw the picture at the top. Page 2 - The student should trace over the words that they picked on pg. 1, then again color and draw the picture. Read their sentences aloud with them.

1st and 2nd grades packet: 1st and 2nd graders have 3 pages for each topic. 1st page - read aloud the sentences and choices with them, they circle and write their choice on the line. 2nd page - they re-write their complete sentences from pg. 1, NICELY, on the lines. Page 3 is additional writing space to continue from page 2.

NOTES: Please turn in 4 topics the first week on Wednesday, May 6th, and then turn in the remaining 5 topics completed on Wednesday, May 13th.

Let me know if you have ANY questions! Thank you ~ Ms. Stadel

Parent's Signature: _____

RESOURCES FOR YOU...Students can work on DAILY anytime:



- Lexia app - www.lexia.com
- Matific app - www.matific.com
- Bookflix app - link below
- Math facts flash cards
- Sight words flash cards

Book Flix <http://auth.grolier.com/login/bookflix//login.php?bffs=N> User name:
sgs170 Password: raiders

Matific <https://www.matific.com/us/en-us/login-page/> User Name: first
three letters of first and last names; example is Keith Brown so username = keibro
Password: 1


Lexia Core 5 Reading <https://www.matific.com/us/en-us/login-page/> User
name: User Name: first three letters of first and last names; example is Keith
Brown so username = keibro Password: read

1st gr. and 2nd gr. -
Stadel




_____ is

May Journal





Playing Outside



Color the picture. Draw what you like to do outside.

I _____ to play outside!

like  don't like 

I like to play _____

at the  park

in my  backyard.

at the  pond.

on the  trail.

I like to _____


ride my  bike.

swing 

jump in  puddles.

fly a  kite.

Playing Outside



Playing outside is

like 

don't like 

backyard 

pond 


fly a kite 

park 

trail 


bike 

swing 

jump in puddles 



Flying a Kite



Color the picture. Draw yourself flying a kite

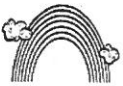
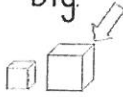
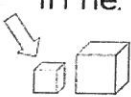

Flying a kite is _____

exciting  frustrating  fun.  boring. 


It is best to fly a kite in a _____

field.  park. 

The best kites are _____






colorful.  big.  little.  a diamond. 


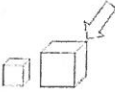
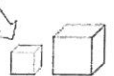


Flying a Kite




Color the picture. Draw yourself flying a kite.

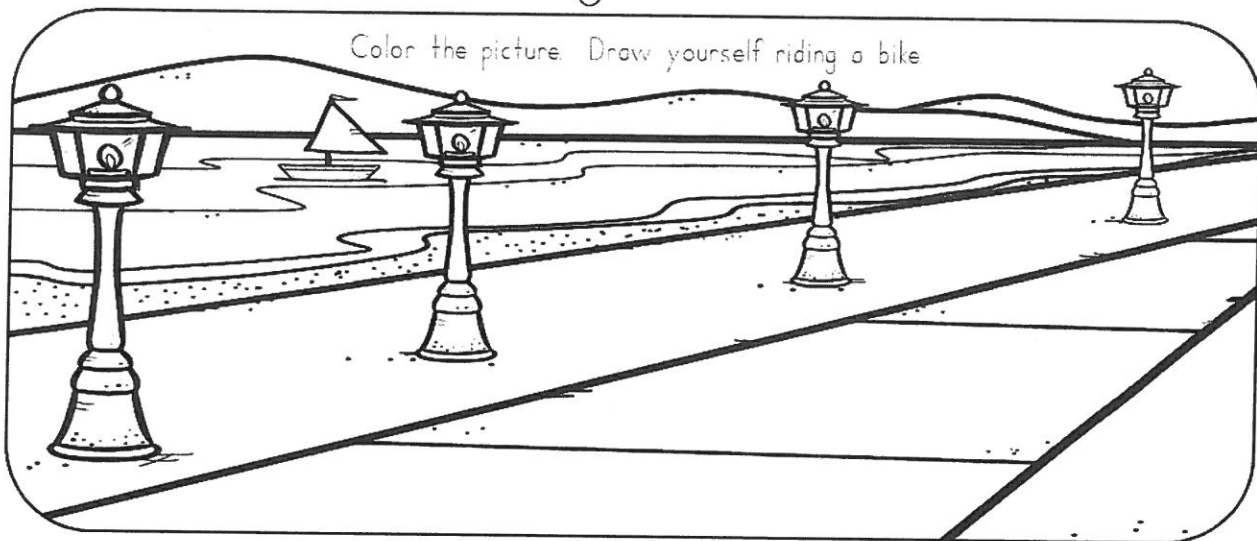
Flying a kite is

exciting  frustrating  boring  fun  park 

colorful  big  little  diamond  field 



Riding a Bike



Flying a kite is _____

exciting



frustrating



fun.



boring.



It is best to fly a kite in a _____

forest.



park.

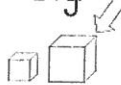


The best kites are _____

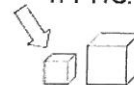
colorful.



big.



little.

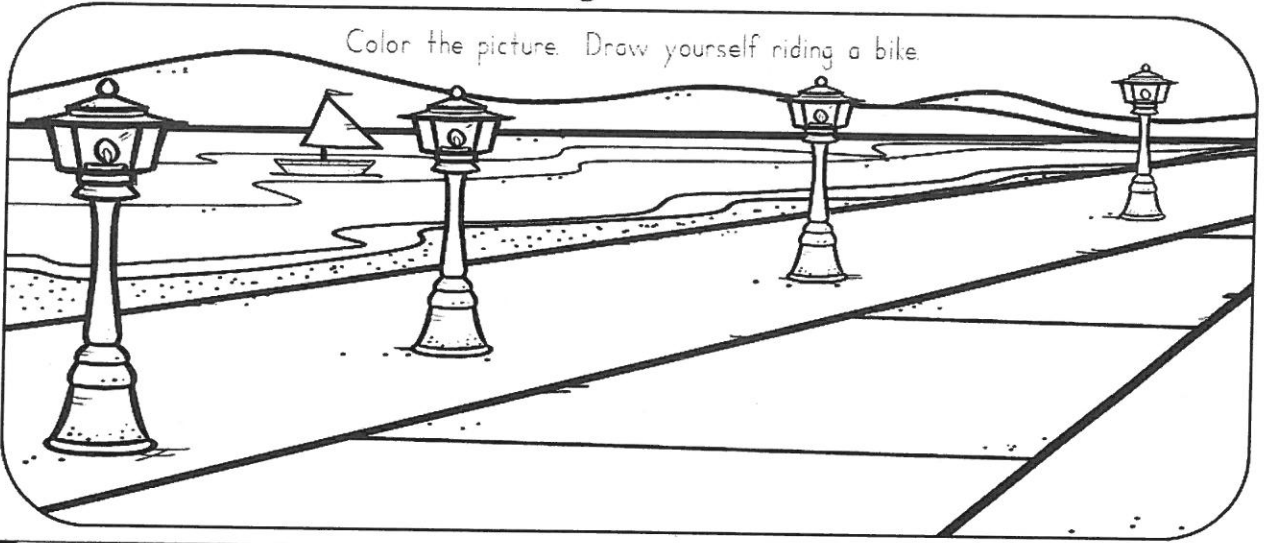


red.



Riding a Bike

Color the picture. Draw yourself riding a bike.



Riding a bike is

exciting



frustrating



boring



fun



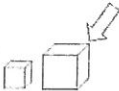
park



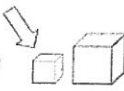
colorful



big



little




red




forest







Things to do with Mom




Color the picture. Draw a picture of what you do with your mom.

Fun things to do with Mom/Auntie/Grandma:

give hugs 


garden 

go camping 

shop 

play 

cook 


arts and crafts 

watch movies 

snuggle 

read 

swim 

ride a bike 


go for walks 

play ball 

hike 

visit family 

Things to do with Mom



Color the picture. Draw a picture of what you do with your mom.

Things to do

garden 

camping 

shop 

play 

cook 

watch movies 

snuggle 

read 


swim 

bike 


walk 

hike 

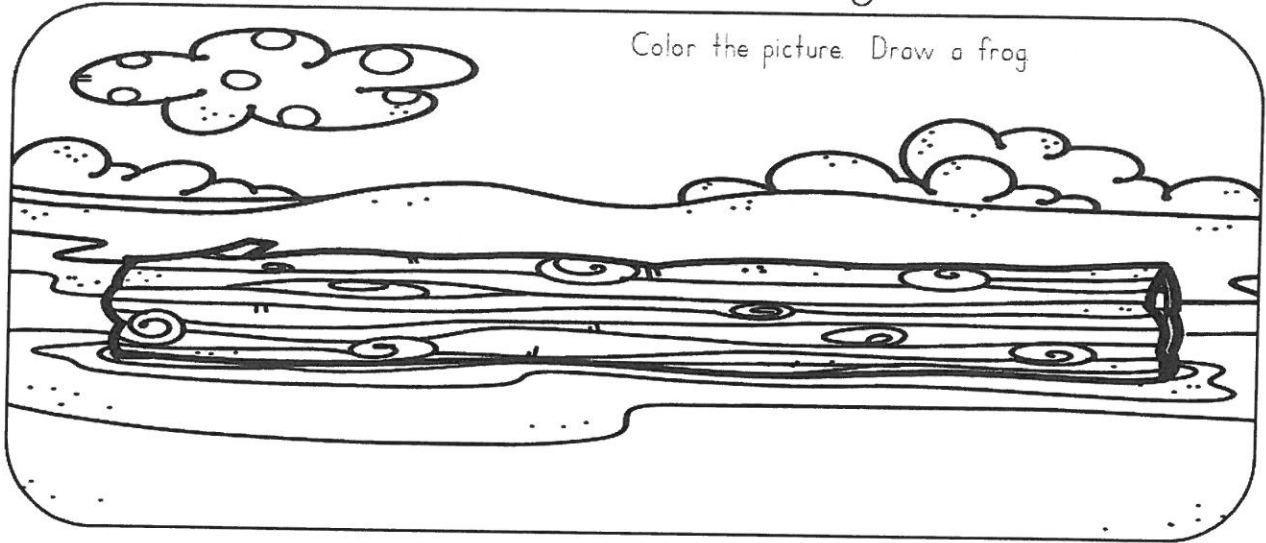
visit family 

give hugs 

ball 




All About Frogs





Frogs begin as

eggs. 

tadpoles. 

The tadpole

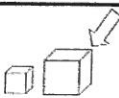
comes out. 

eats a lot. 

grows. 

The

fat 

big 

tadpole turns into a frog.

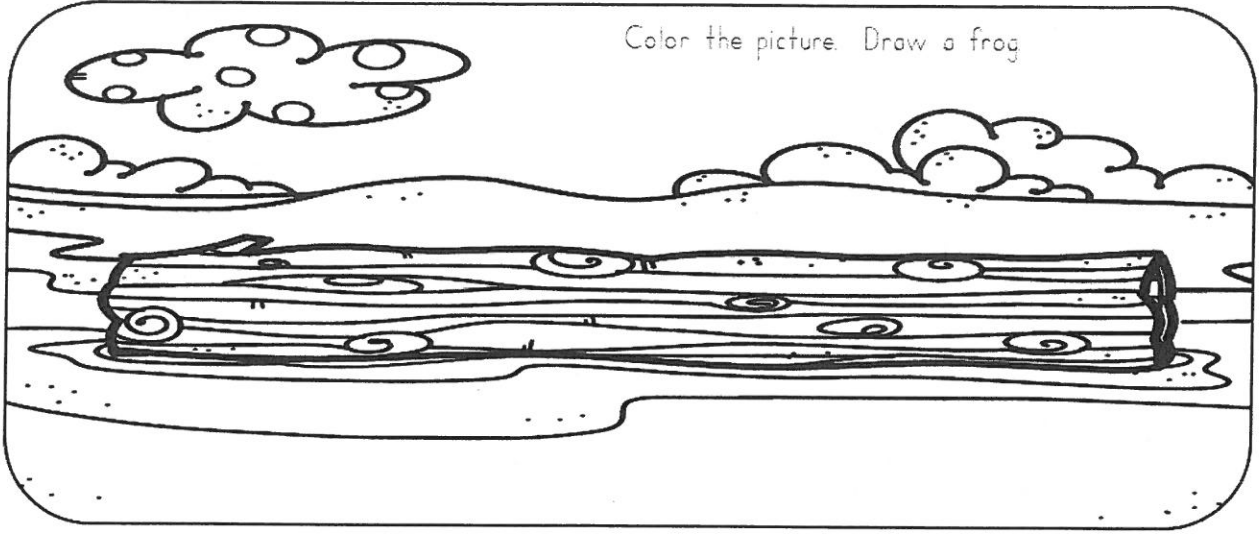
The frog

jumps 

hops 

onto land.


All About Frogs




Frogs begin as

eggs 

tadpole 

comes out 

grows 


fat 

big 

jumps 

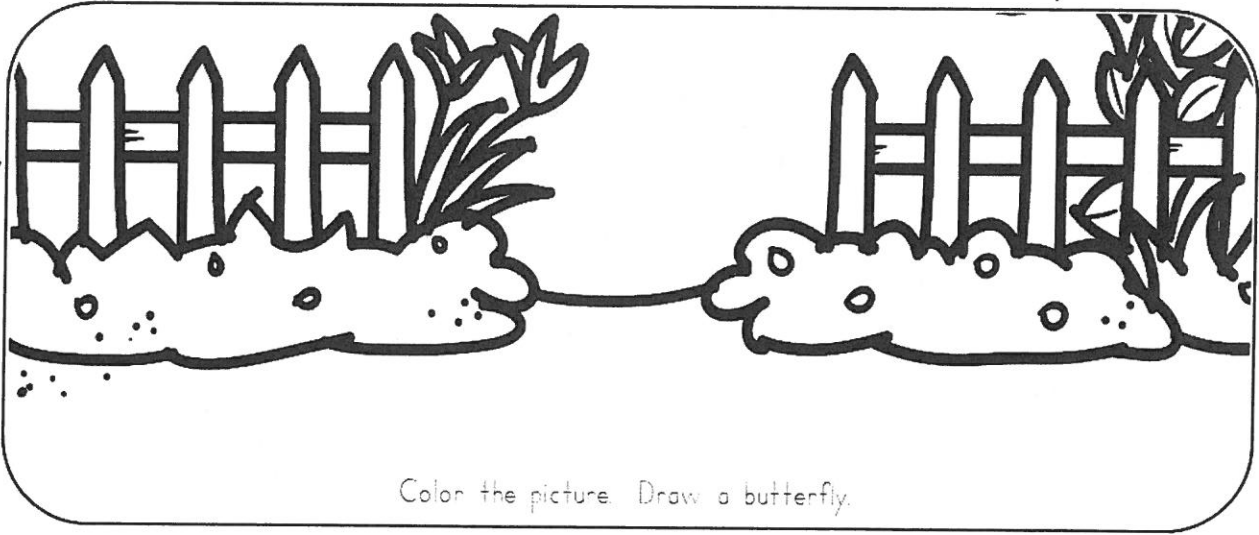
hops 

eats 



Handwriting practice lines consisting of multiple rows. Each row is defined by a solid top line, a dashed middle line, and a solid bottom line, providing a guide for letter height and placement.

How to Catch a Butterfly



Color the picture. Draw a butterfly.

First, _____ very still.

stand



sit



Next, _____ for butterflies.

watch



look



Then, _____ after the butterfly.

run



chase



Finally, use a _____ to catch it.


jar



net



How to Catch a Butterfly



Color the picture. Draw a butterfly.

First,

Next,

Then,

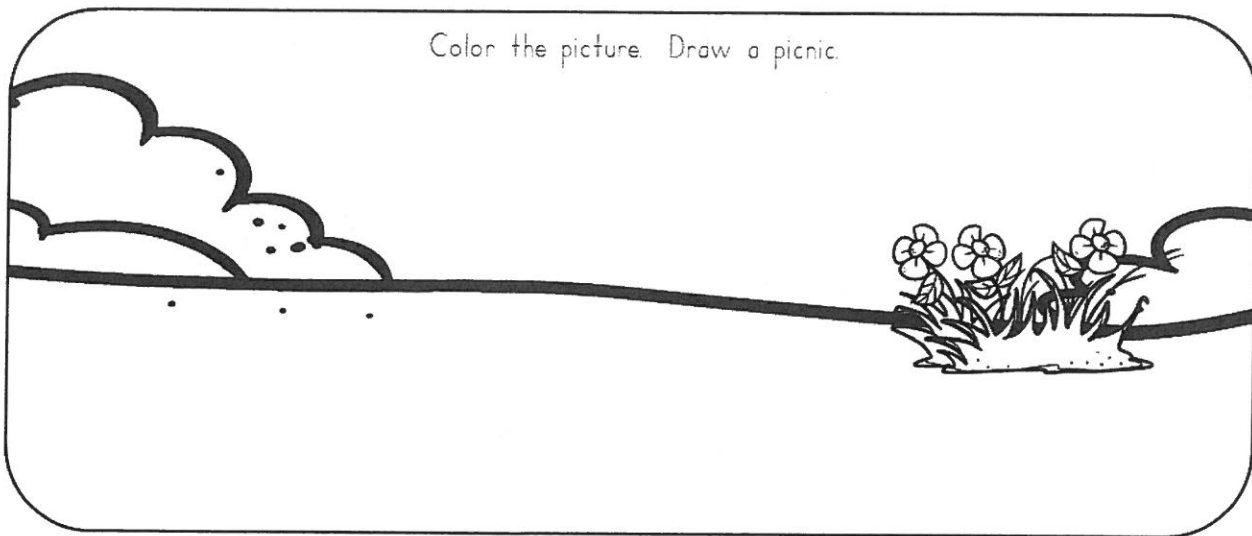
Finally,





The Picnic

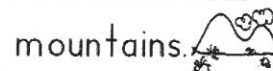
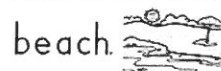

Color the picture. Draw a picnic.





Once, _____ went for a picnic.




They went to the _____



But, there were too many _____

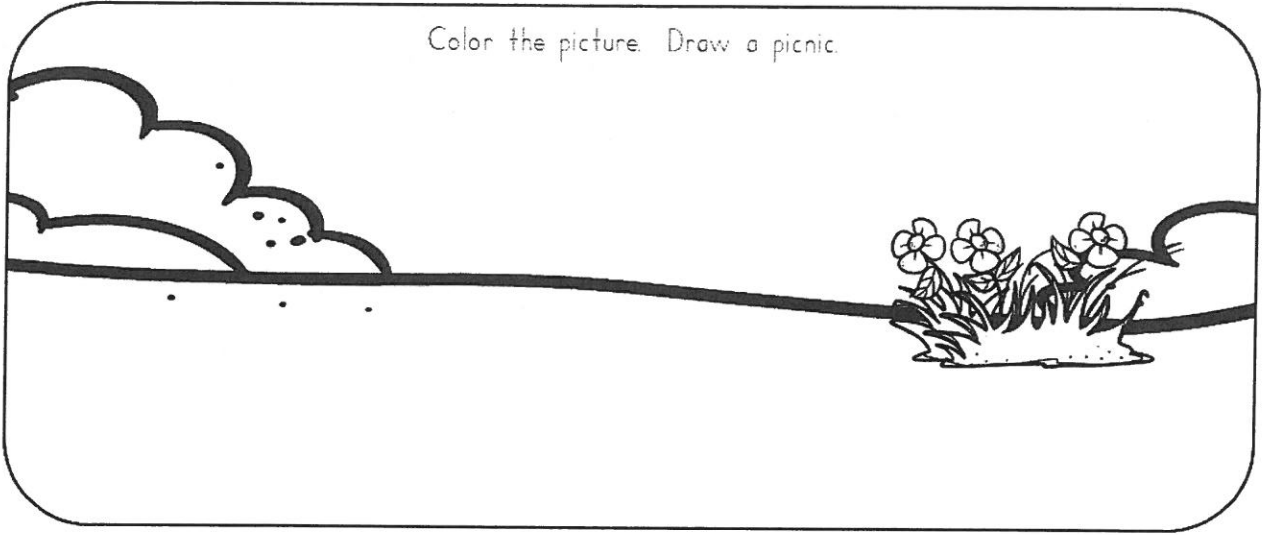


So, they went _____



The Picnic

Color the picture. Draw a picnic.



went

for a picnic

friends



family



zoo



mountains



park



beach



animals



people



ants



home




school



swimming

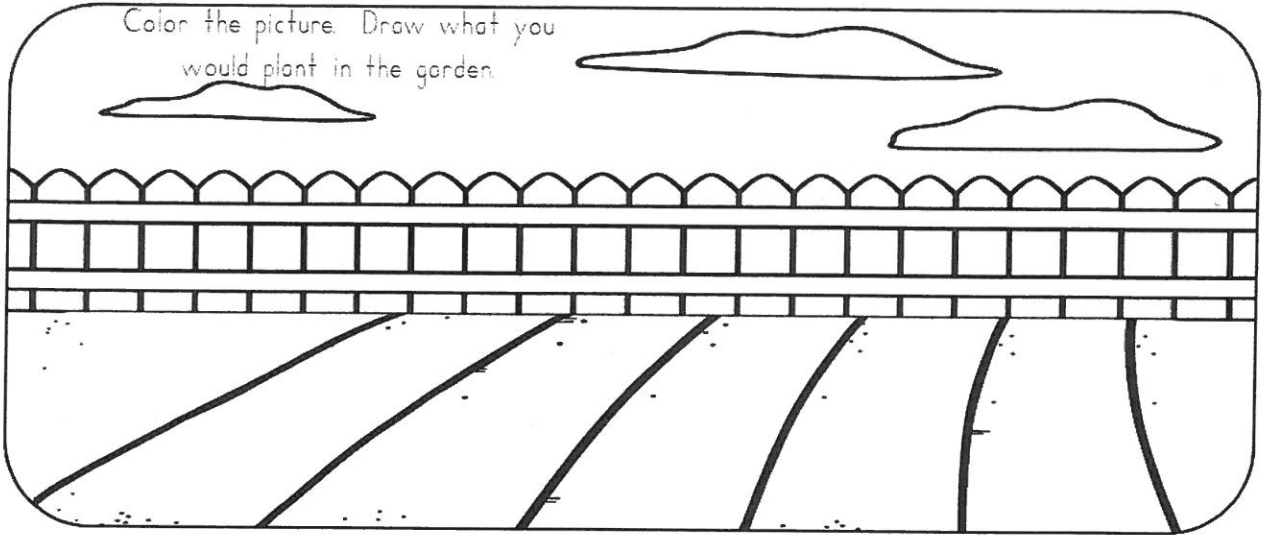




Handwriting practice lines consisting of solid top and bottom lines with a dashed midline, repeated ten times.

Planting a Garden

Color the picture. Draw what you would plant in the garden.



I would plant a _____ garden.



vegetable



flower



A garden would _____

feed
us.



be

colorful.



make us
happy.



attract
bugs.



I would grow _____

corn.



tomatoes.



sunflowers.

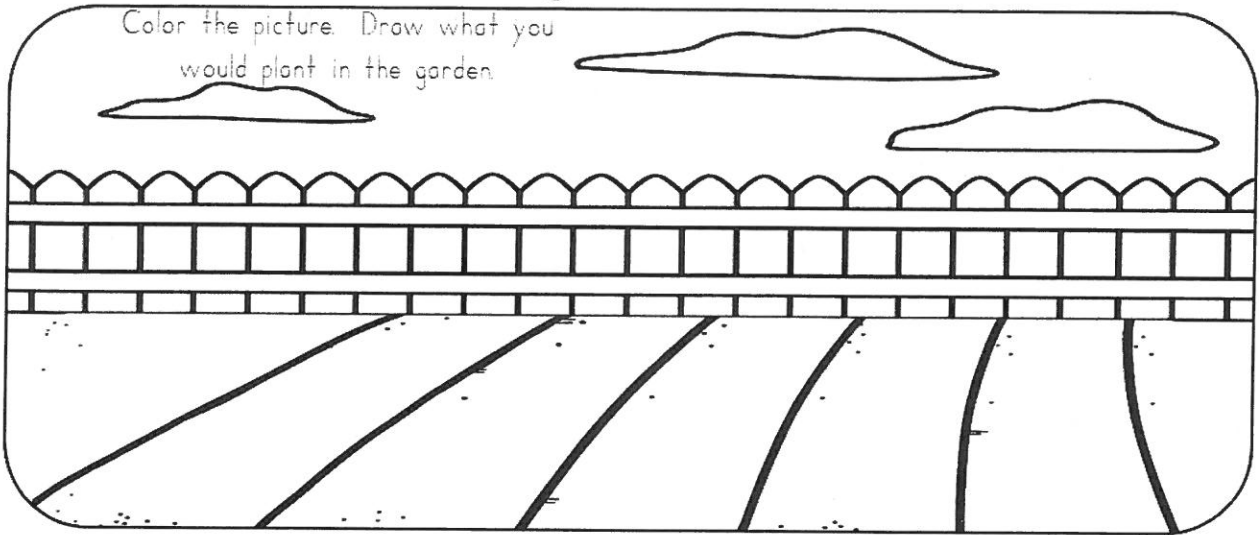


roses.



Planting a Garden

Color the picture. Draw what you would plant in the garden.



I would plant

vegetable



flower



feed



colorful



happy



bugs



corn



tomato




sunflowers




roses





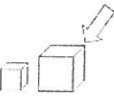
May Flowers

Color the picture. Draw some flowers.

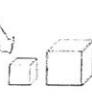


The best flowers

are
big.



are
little.



smell
good.



are
colorful.



I like to



cut



smell



water

look at



flowers.

like flowers!

Birds



Bees




Butterflies



May Flowers


Color the picture. Draw some flowers.



The best flowers

big  little  smell  colorful  bee 

cut  water  look  bird  butterfly 



Handwriting practice lines consisting of ten sets of three horizontal lines (top solid, middle dashed, bottom solid) for writing practice.

