

Pre-K Learning Packet #3



Hello again Families,

Thank you for picking up another packet to work on at home. These packets do NOT need to be returned. We will continue to upload videos and make contacts until May 19th.

We hope you enjoy working on the letters Oo, Rr, Ww, and Zz with your child. This packet includes similar activities to the ones you found in the first two: color, cut, and search activities for each letter, path of motion practice, journal pages to illustrate and label, and a home choice board. For math practice we have included: empty/full, AB patterns, subitizing, rectangle, and longer/shorter.

Other ideas to work on at home:

- **Hop on one foot**
- **Skip (step & hop, step & hop, step & hop)**
- **Play-doh**
- **Count food items during lunch or snack**
- **Stack blocks or other objects**
- **Play a game**
- **Draw simple shapes**
- **Act out a nursery rhyme**

**Wishing you well,
Pre-K Team**

Language Prompts for Movement Patterns to Form Letters (Dorn, 2001)

As you describe the path of movement, stretch your voice to coordinate with the construction of the form.

Example: (h) dow...n, up and over
(n) down, up and over

Although the path of movement is the same with both letters, "down" is stretched for the letter h to indicate a longer stroke.

A	slant down, slant down, across	a	over, around and down
B	down, up around, around	b	dow...n, up and around
C	over, around and open	c	over, around and open
D	down, up, around	d	over, around, u...p and down
E	down, across, across, across	e	across, over, around and open
F	down, across, across	f	over, dow...n, across
G	over, around, across	g	over, around, dow...n, and curve
H	down, down, across	h	dow...n, up and over
I	down, across, across	i	down, dot
J	down, curve	j	down, curve dot
K	down, slant in, slant out	k	dow...n, slant in, slant out
L	down, across	l	dow...n
M	down, slant down, slant up, down	m	down, up, over, up, over
N	down, slant down, up	n	down, up and over
O	over, around, close	o	over, around, close
P	down, up, around	p	dow...n, up around
Q	over, around, close, slant out	q	over, around, down, curve
R	down, up, around, slant out	r	down, up, curve
S	over, around curve	s	over, around and curve
T	down, across	t	down, across
U	down, curve up	u	down, curve, down
V	slant down, slant up	v	slant down, slant up
W	slant down, slant up, slant down, slant up	w	slant down, slant up, slant down, slant up
X	slant down, slant across	x	slant down, slant across
Y	slant down, slant up, down	y	slant down, slant dow...n
Z	across, slant down, across	z	across, slant down, across

The Alphabet

A a



B b



C c



D d



E e



F f



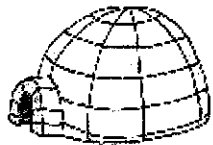
G g



H h



I i



J j



K k



L l




M m



N n



O o



P p



Q q




R r



S s



T t



U u



V v



W w



X x

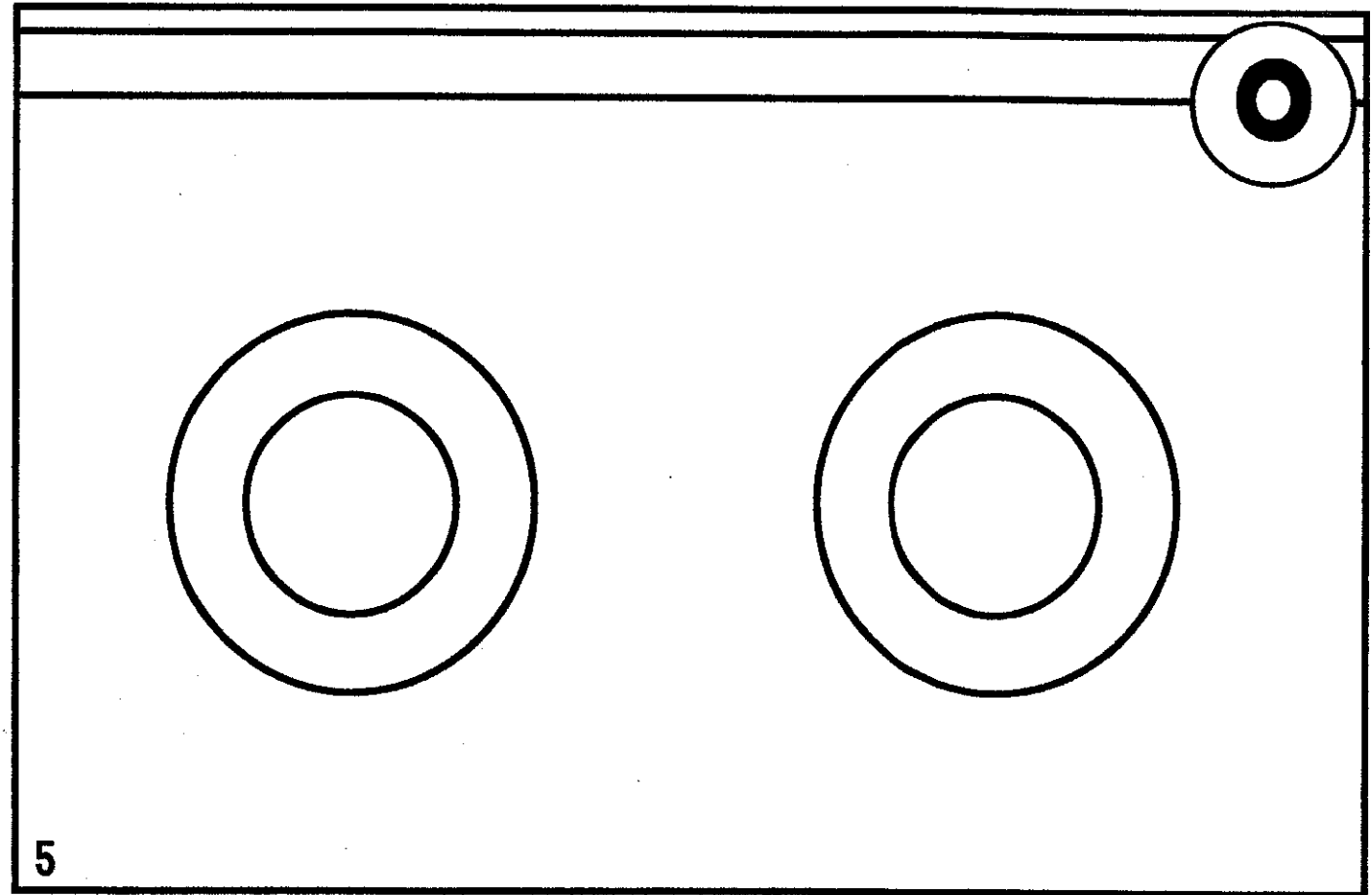
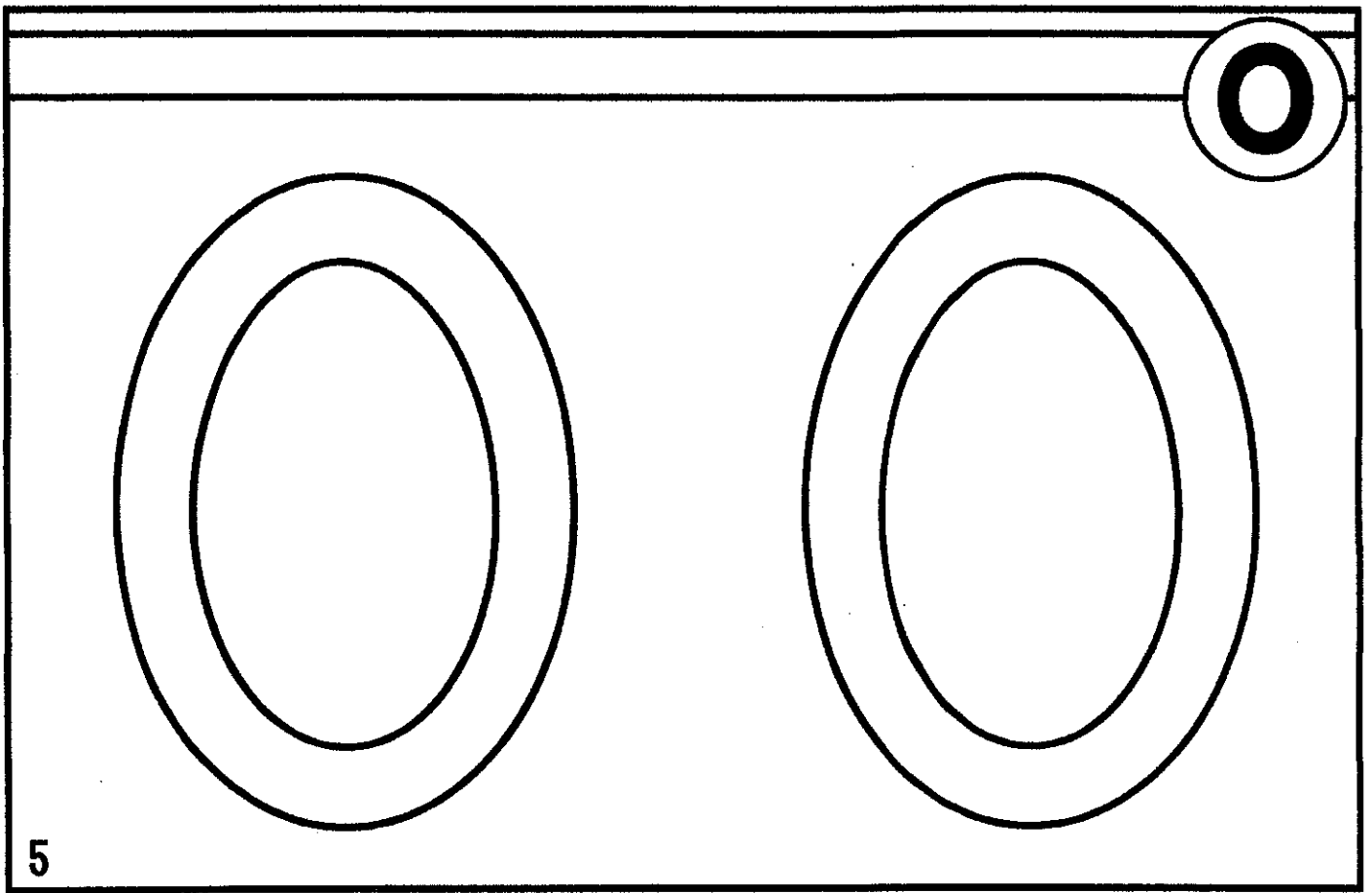


Y y

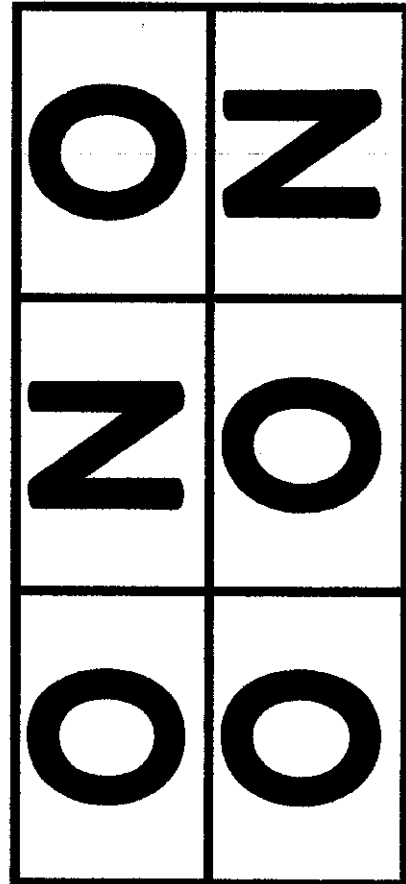

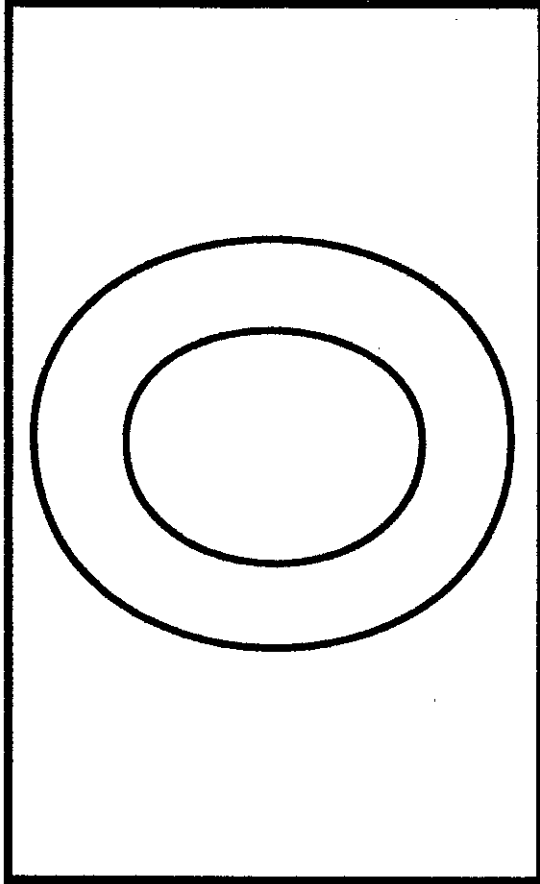


Z z

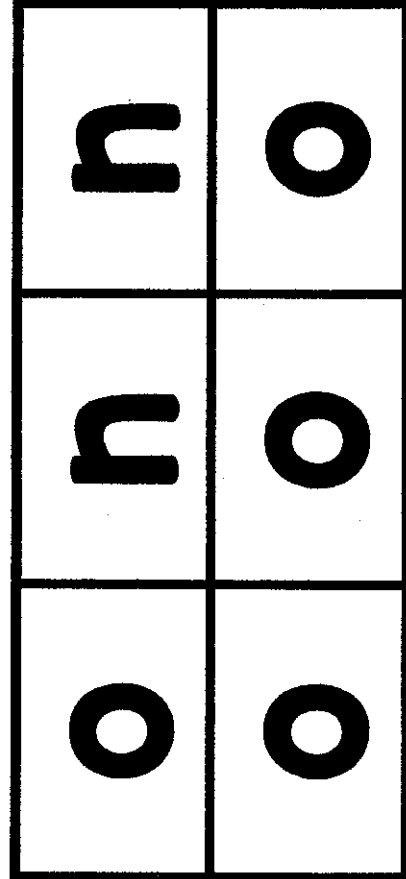

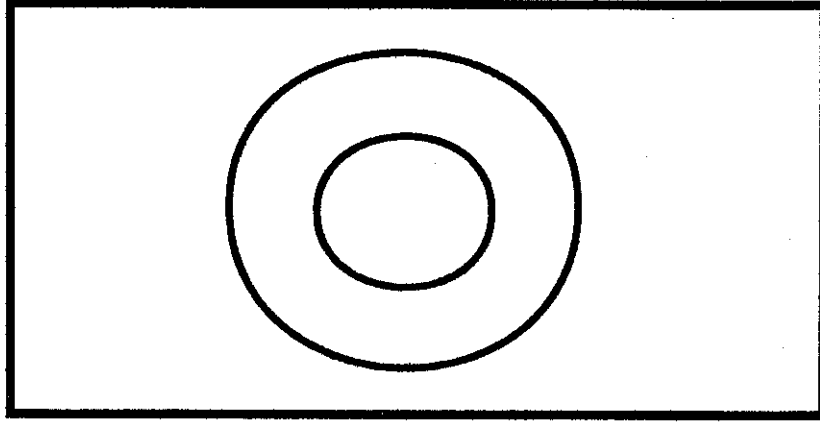





The Letter O Sound Match



The Letter o




I can search and find the letter O.



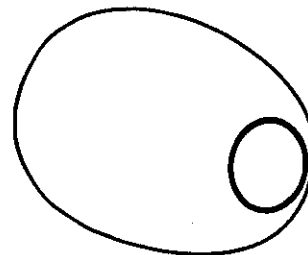
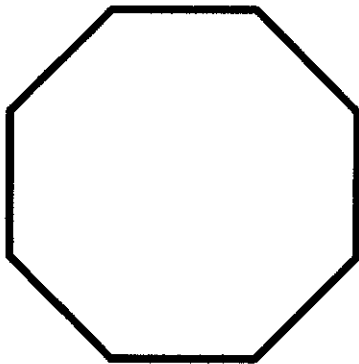






O	O	N	M	O
L	N	O	N	L
O	M	L	O	O
M	L	O	N	N
O	N	O	L	M
N	O	M	M	O

Directions: Search and cover the O's.




I can identify the /o/ sound.



Directions: Color the pictures that start with the /o/ sound.



Color and cut out this octopus.


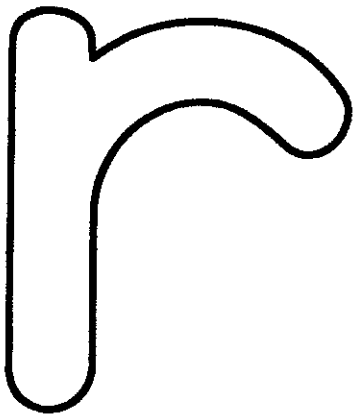


R



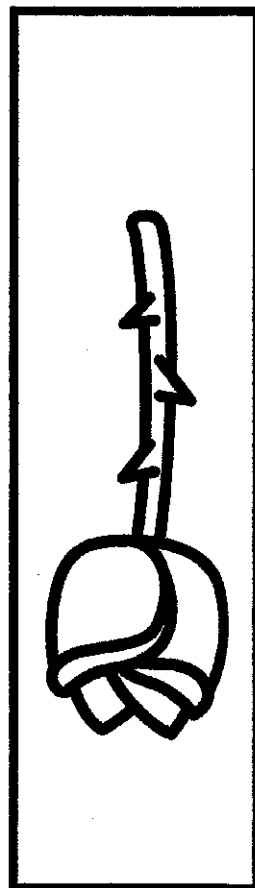
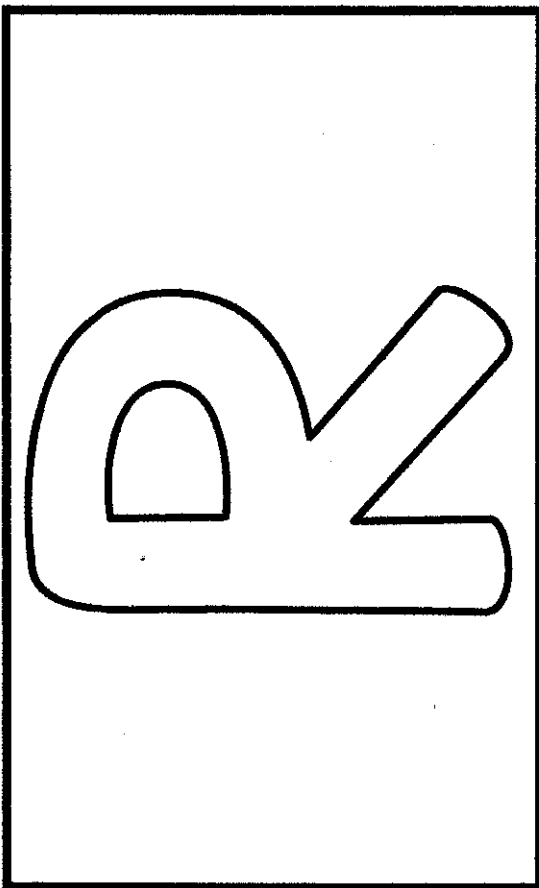
5

r




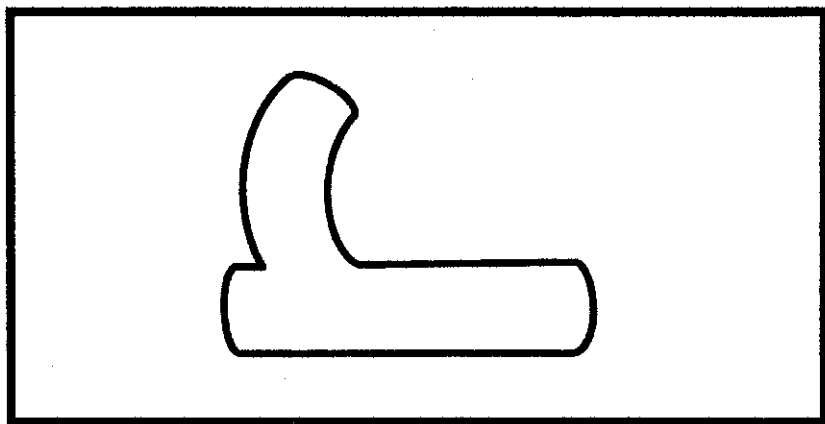
5

The Letter R Sound Match




Q	R	Q
R	R	R

The Letter r



q	r	q
r	r	r


Letter R Search

I can search and find the letter R.









R	Q	M	R	M
P	N	R	P	R
R	P	N	Q	P
N	R	M	Q	R
M	Q	R	R	Q
R	P	R	Q	R

Directions: Search and cover the R's.


I can identify the /r/ sound.




Directions: Color the pictures that start with the /r/ sound.



Color and cut out this rain.




W



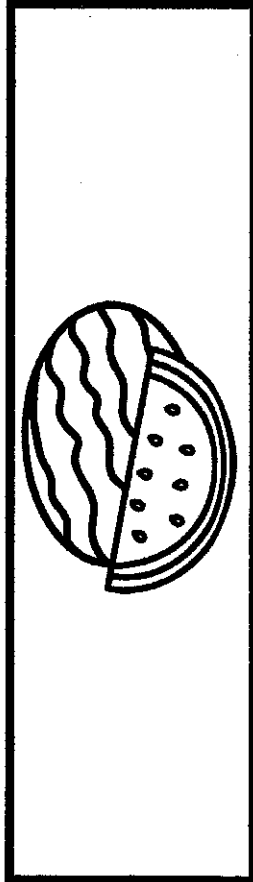
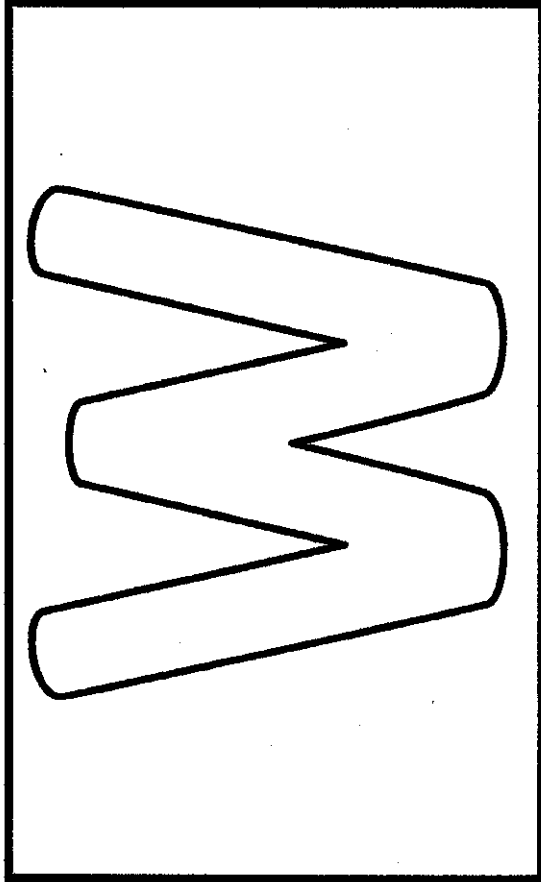
5

W




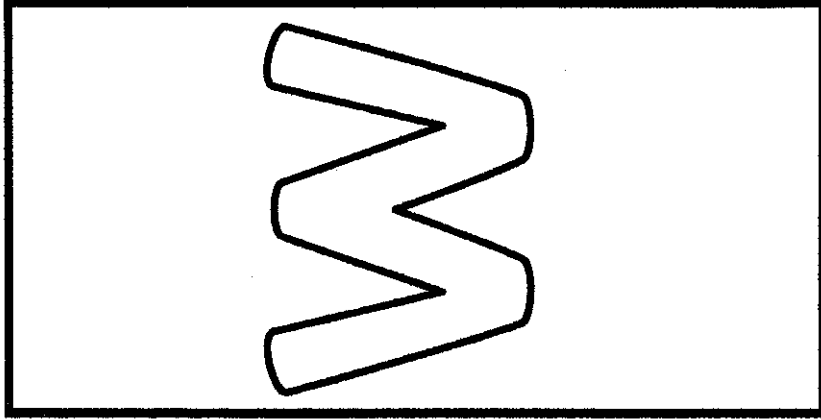
5

The Letter W Sound Match



W	W	V
W	V	W

The Letter w



w	v	w
v	w	w


I can search and find the letter W.



W	T	W	V	V
V	V	V	W	W
W	V	V	T	W
W	T	W	V	V
V	V	T	W	T
T	W	W	V	W








Directions: Search and cover the W's.

Name: _____



I can identify the /w/ sound.

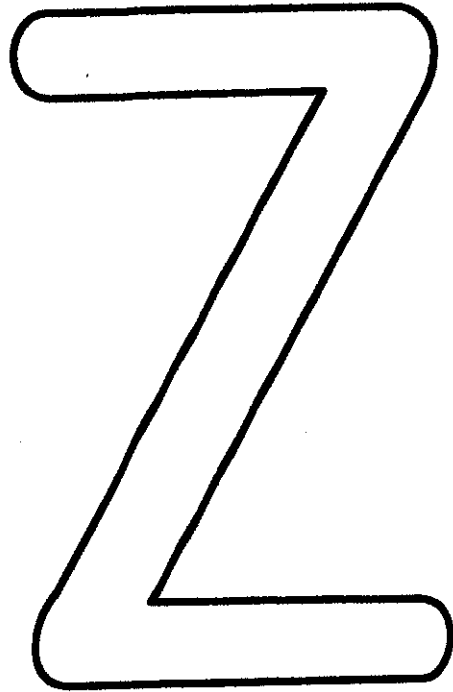
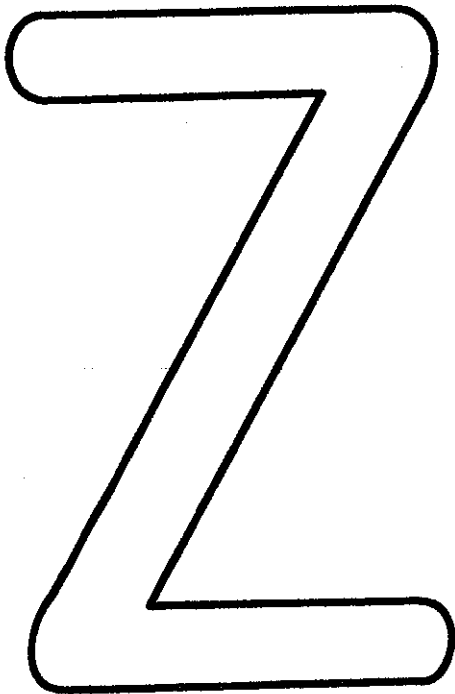
Directions: Color the pictures that start with the /w/ sound.



Color and cut out this wand.

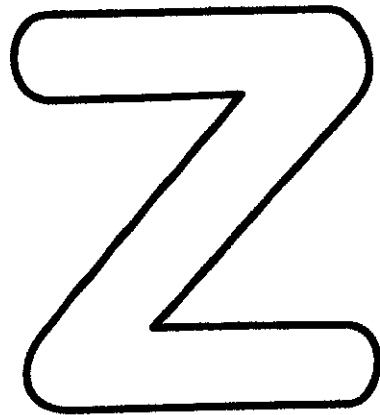



z




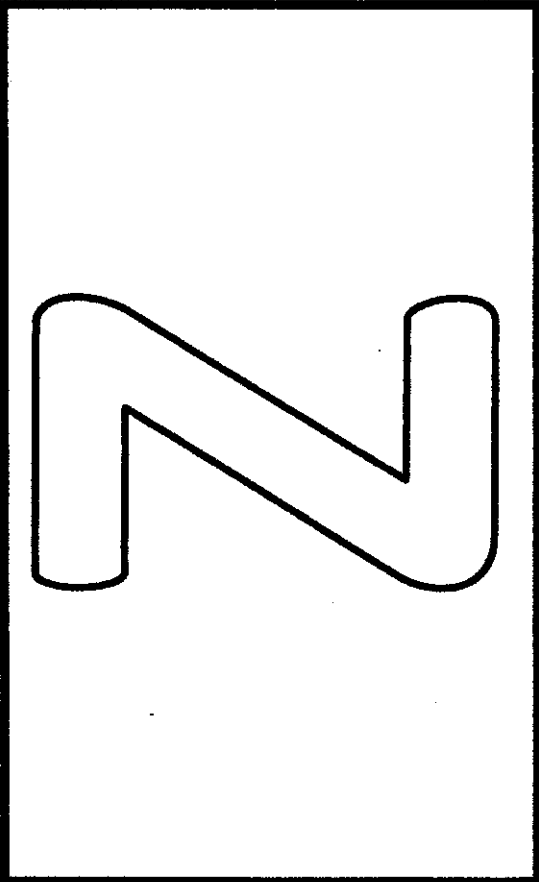
5

z




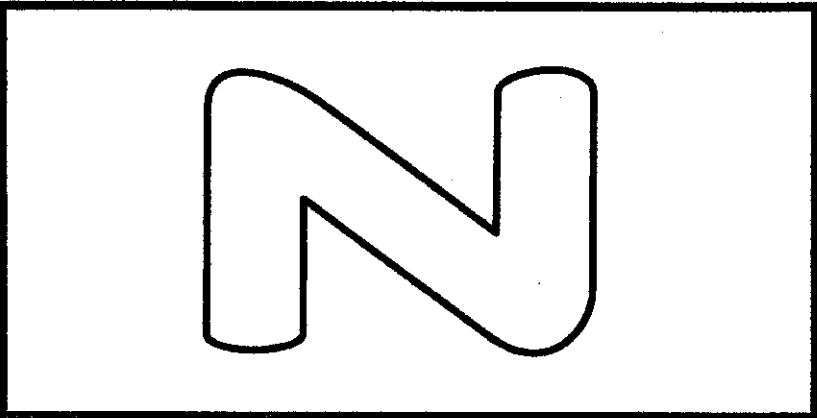
5

The Letter Z Sound Match



Y	Z	Z
Y	Z	Z

The Letter z



z	y	z
y	z	z


Letter Z Search

I can search and find the letter Z.

Z	Y	X	Z	Z
Z	X	Z	Y	X
W	Y	W	X	Z
X	Z	X	Z	W
Y	W	W	W	Y
Z	Z	Z	Y	Z




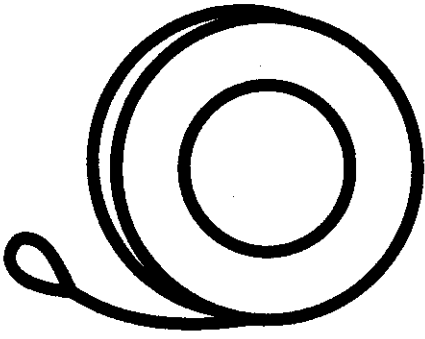


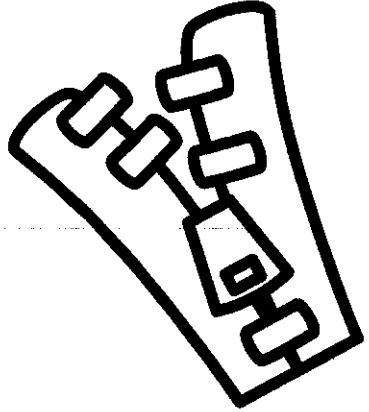
Directions: Search and cover the Z's.

Name: _____




I can identify the /z/ sound.

Directions: Color the pictures that start with the /z/ sound.



Color and cut out this zebra.






Shapes

Name: _____

Directions: Trace and color the shape.

A collection of dotted shapes for tracing, including rectangles, triangles, and irregular polygons.



Name: _____

Measuring



Fun



Choose a color for the following words.



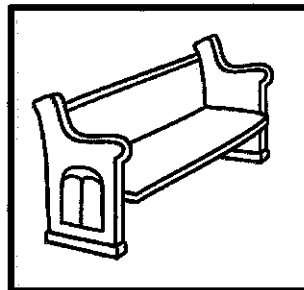

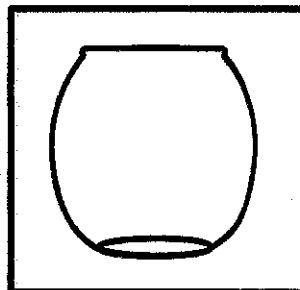


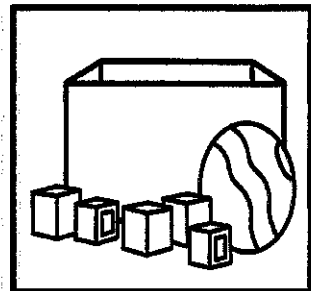







empty




full

Color in the pictures according to the color code above.


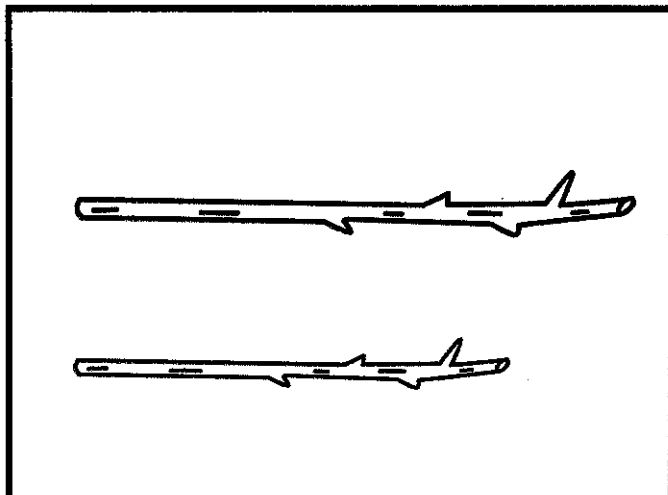
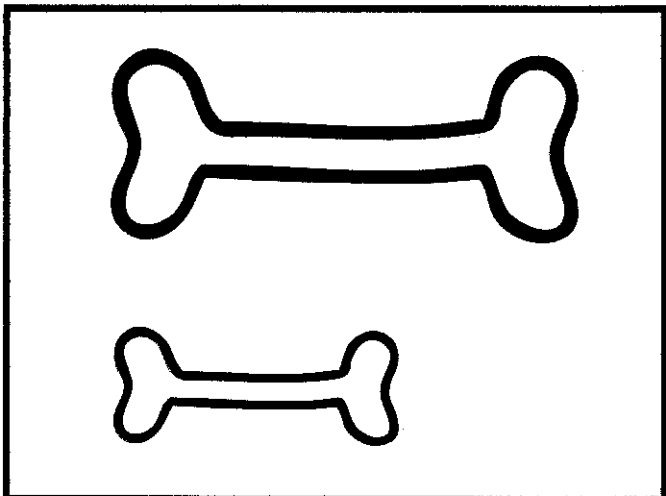
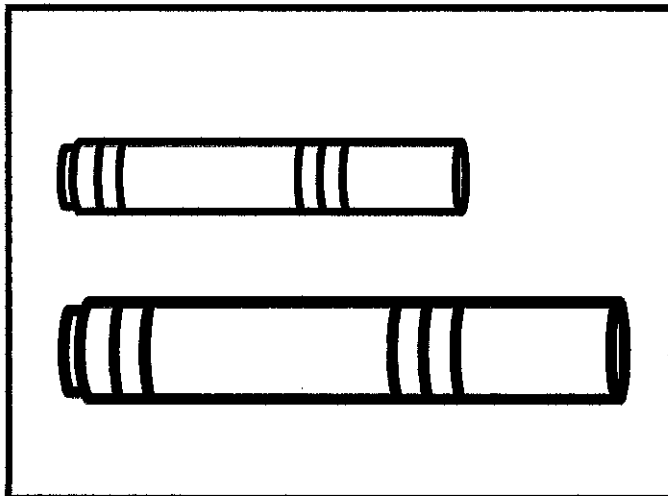
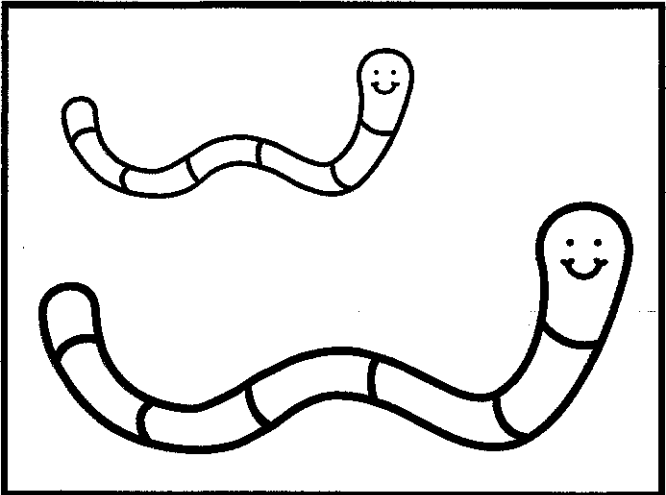
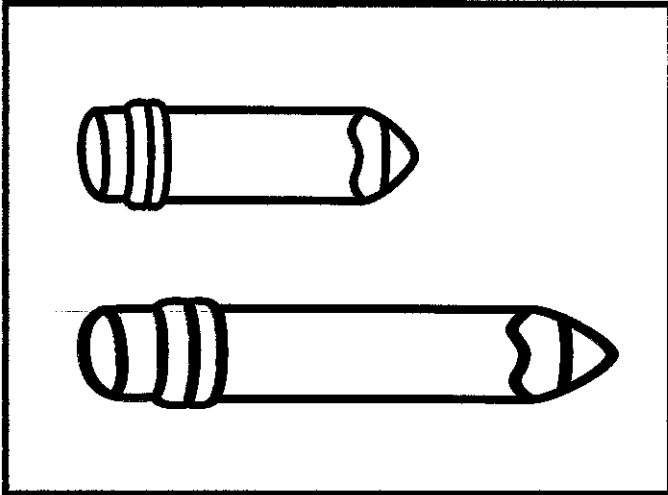


Name: _____

©Tara West




Directions: Color the object that is longer.









Name: _____

©Tara West



Directions: Cut and glue the next piece in the pattern.



Name: _____

©Tara West



Subitizing

Directions: Cut and paste the subitizing images.

0


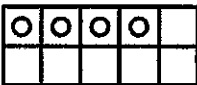


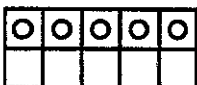



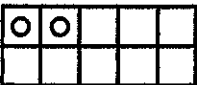



1

2


3

4


5


Name: _____




Name: _____



Name: _____



Name: _____



HOME CHOICE BOARD

Read a picture book	Play with blocks	Play hopscotch	Practice writing the ABC's	Help make the beds
Color a picture	Bake something with an adult	Read a picture book	Play I Spy	Blow bubbles
Go for a walk	Help do the dishes	Play with play dough	Have a coloring contest	Build a fort
Sort your toys by color	Write your name using the colors of the rainbow	Draw a picture	Practice cutting with scissors	Make a pretend meal