

Second Grade Remote Learning


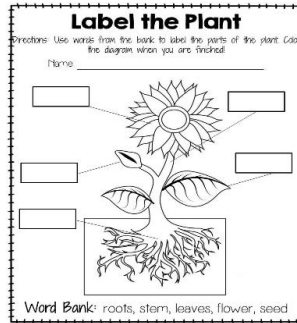
Week: 6 Date: April 27 to May 1



- Students need to do one activity from each subject area column every day.
- Place a check on the activities completed and have parent/guardian sign the bottom of the form.
- If you have the internet, work on additional activities in the Technology Section.
- Students - please return this sheet and any additional sheets to your teacher **within two days** of your return to school.
- Need support? Contact us!
 - * Denotes staff who are available to support students with IEP's
 - # Denotes staff who are available to support students who are English Learners


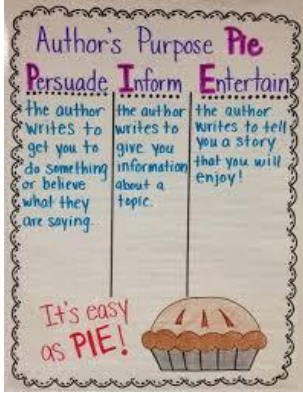
Ms. Belt: abelt@d158.net
 Mrs. Forsyth: kforsyth@d158.net
 Mrs. Kern: kkern2@d158.net
 Mrs. Quinn: mquinn@d158.net
 Mrs. DiGrispino: mdigrispino@d158.net
 Mrs. Balciunas: tbalciunas@d158.net
 #Mrs. Guitierrez – cguitierrez@d158.net
 Mrs. Stephens – estephens@d158.net
 *Mrs. Bogner: mbogner@d158.net

Mrs. Kranz: lkranz@d158.net
 Ms. Krueger: mkrueger@d158.net
 Ms. Ingram: cingram@d158.net
 Mrs. Sannito: msannito@d158.net
 Mrs. Fuller: jfuller@d158.net
 #Mrs. Patel – tpatel@d158.net
 Mrs. Reynolds – sreynolds@d158.net
 Mrs. Mahoney – mmahoney@d158.net
 *Mrs. Curtin – kcurtin@d158.net

*Mrs. Wolgamott: lwolgamott@d158.net
 *Mr. White: swwhite@d158.net
 Ms. Wazny: swazny@d158.net
 Mrs. Capizzano: ecapizzano@d158.net
 Mrs. Gaura: cgaura@d158.net
 #Ms. Nieves – onieves@d158.net
 Mrs. Yonkers – myonkers@d158.net
 Ms. Mosteter -lkickert@d158.net
 Mrs. Sechowski: msechowski@d158.net

Math	Reading	Language Arts / Writing	Science / Social Studies	Specials
<p>Time Check: Check the time and write it down, 5 times throughout the day</p> <p><u>Challenge:</u> Create a schedule of your day with the times</p> <p>Need more help? Watch the video and practice on Khan Academy.</p>	<p>Write 3 causes and effects.</p>  <p>Fry words: Make Flashcards for</p>	<p>Write 3 facts you have learned about either the rainforest or ocean.</p> <p>Click and follow the link Tropical Rainforest Information for Kids</p> <p><u>Spelling Word Activity:</u> Rainbow write each word</p>	<p>Name the important parts of the plant.</p>  <p><u>Challenge:</u> Draw a flower, then label the seeds, roots, stem, leaves, and flowers</p>	<p><u>Physical Education</u> Practice tying your shoe or 10 frog jumps or Go for a walk</p>

	<p>at, be, this, have, from, or, had, by, words, but, not</p> <p>Click and follow the link to read and complete the activities for Animal Science- Bears Watch the Story: <i>Bear Snores On</i> by Karma Wilson and Jane Chapman Read the Book: <i>A Bear Cub Grows Up</i> by Pam Zollman</p> <p>https://classroommagazines.scholastic.com/support/learnathome/grades-1-2-week-3.html</p>			
<p>Make a list of things that you do throughout the day. After you make your list, label each one either a.m. and p.m.</p> 	<p>Read a story to a stuffed animal.</p> <p><u>Fry Word Activity:</u> Write your words rainbow style</p> <p><u>Challenge:</u> Retell the sequence of the story (first, second, third)</p> <p>Click and follow the link to read and complete the activities for Physical Science - Rainbows Watch the Story: <i>The Dot</i> by Peter R. Reynolds Read the Book: <i>All the Colors of the Rainbow</i> by Allan Fowler</p>	<p>Write the sequence you retold in the reading portion</p>  <p><u>Spelling Word Activity:</u> Write each word three times.</p>	<p>Go in your backyard and find a plant. Trace the plant on a piece of plain paper</p> <p><u>Challenge:</u> Label the plant.</p>	<p><u>Physical Education</u></p> <p>10 leg lifts or Practice standing on one foot during commercials or Clean your room</p>

	https://classroommagazines.scholastic.com/support/learnathome/grades-1-2-week-3.html			
<p>Draw a clock and show 4:25</p> <p>Challenge: What time will it be in 65 minutes?</p> 	<p>Read a book in your house. What is the author's purpose?</p>  <p>Fry Word activity: Write the words in a sentence.</p> <p>Click and follow the link to read and complete the activities for Weather - Snow Watch the Story: <i>The Snowy Day</i> by Ezra Jack Keats Read the Book: <i>Snowy Weather Days</i> by Katie Marsico</p> <p>https://classroommagazines.scholastic.com/support/learnathome/grades-1-2-week-3.html</p>	<p>Write your spelling or Fry words in ABC order</p> <p>Spelling Word Activity: Write each word and circle the vowel.</p>	<p>Name 3 things a turtle would need in his habitat</p> <p>Challenge: Draw the habitat</p>	<p>Art Create a picture using as many different kinds of lines as possible...curvy, straight, dotted, zig zag, staircase, loopy, etc... etc.</p> <p>Challenge: Visit Mrs. V's website and create art. Optional: take a picture of your work and email it to Mrs. V.</p> <p>https://rvische.wixsite.com/mrsvart</p>

<p>Draw a clock and show 3:45.</p>	<p>Read a short story and tell the main idea of the story.</p> <p><u>Fry Word activity:</u> Use your words to create a story</p> <p>Click and follow the link to read and complete the activities for <u>Animal Science - Life Cycles</u> <u>Watch the Story:</u> <i>The Caterpillar and the Polliwog</i> by Jack Kent <u>Read the Book:</u> <i>A Tadpole Grows Up</i> by Pam Zollman</p> <p>https://classroommagazines.scholastic.com/support/learnathome/grades-1-2-week-3.html</p>	<p>Write your spelling or Fry words rainbow style.</p> <p><u>Spelling Word Activity:</u> Use each word in a sentence.</p>	<p>List 3 animals that live in the rainforest.</p>	<p><u>Music</u> Practice the following concert songs...What a Wonderful World, A Pat on the Back, Ach du Lieber Augustin.</p>
<p>Draw a clock and show 7:18.</p>	<p>Write the 3 ways to get long a.</p> <p><u>Need help? Click here</u> The 3 A's</p> <p><u>Fry Word activity:</u> Practice/review flashcards</p> <p><u>Challenge:</u> Write 10 words that have the vowel pattern (a, ai,ay)</p> <p>Click and follow the link to read and complete the activities for <u>Earth Science - Trash and Recycling</u></p>	<p>Write a poem about winter using adjectives.</p> <p><u>Spelling Word Activity:</u> Write your words in alphabetical order.</p>	<p>Name 4 different habitats.</p> <p><u>Click to follow the link</u> <u>What is a Habitat?</u></p>	<p><u>Technology</u> <u>ABCya.com</u> Choose a Math activity for 2nd grade.</p>

	Watch the Story: <i>I Stink!</i> by Kate and Jim McMullan Read the Book: <i>Garbage Trucks</i> by Mary Linden https://classroommagazines.scholastic.com/support/learnathome/grades-1-2-week-3.html			
--	---	--	--	--

Optional Technology Activities – Please use if the internet is available to your family.			
Name	Website	Login Information	Use
Scholastic News	https://classroommagazines.scholastic.com/support/learnathome.html	Parents create an account.	Access to approximately three hours of learning opportunities per day including projects based on exciting articles and stories, virtual field trips, reading and geography challenges, and more
IXL	IXL	Students have account	Practice telling time
Reading Works	https://www.readworks.org/	Mrs. Sannito's Class Class code: 7MHADU Password: coolidge Mrs. Quinn's Class Code: A4XNFE Password: 1234	Reading practice with text questions is excellent.
Mrs. V's Art Page	https://rvische.wixsite.com/mrsvart		Students can create art with their art teacher Mrs. V.
2 nd Grade Website	2nd Grade Website		Please use this website for help and practice with reading, math, language arts, and much more.
LRC	https://www.symboloo.com/mix/learningat5		Learning at home links

Week 6 Spelling Words

1. Shape
2. That
3. Whale
4. Chase
5. Bunch
6. When
7. Wish
8. Them
9. Math
10. Itch
11. Patch
12. Wet

Fry Words – Students should practice reading these words every week. These words are also referred to as sight words which means that students should be able to read the words without sounding out the word. These words are also known as high frequency words because the words are “frequently used” in reading for this grade level.

over	live	name	much	boy	set	such	land	change	letter
new	me	good	before	follow	put	because	different	off	mother
sound	back	sentence	line	came	end	turn	home	play	answer
take	give	man	right	want	does	here	us	spell	found
only	most	think	too	show	another	why	move	air	study
little	very	say	means	also	well	ask	try	away	still
work	after	great	old	around	large	went	kind	animal	learn
know	things	where	any	form	must	men	hand	house	should
place	our	help	same	three	big	read	picture	point	America
years	just	through	tell	small	even	need	again	page	world

Book Talk with Family: Choose a few questions to start the conversation about what your child is reading.

Before Reading:

- Looking at the title, cover and illustrations/pictures, what do you think will happen in this book? What makes you think that?
- What characters do you think might be in the book?
- Do you think there will be a problem in the story? Why?

- What do you already know about the topic of this book?
- Does the topic or story relate to you or your family? How?
- Do you think it will be like any other book you've read? If so, which one, and how do you think it will be similar?

During Reading:

- What has happened so far in the story? Can you tell me using sequence words? (first, then, next, after, finally, etc.)
- What do you predict will happen next?
- How do you think the story will end?
- Why do you think the character did _____?
- What would you have done if you were the character?
- How would you have felt if you were the character?
- When you read, what pictures did you see in your head? How did you imagine it looked like?
- What are you wondering about as you read? What questions do you have?
- Think about the predictions you made before reading; do you still think the story will go that way? Why or why not? How do you think it will go now?
- Make a list of words you do not know. Look for context clues to find the meanings of the words.

After Reading:

- Why is the title a good title for the book/story? If you had to give it a different title, what would be another good title for it?
- Were your predictions correct? Where did you have to fix your prediction as you read?
- If there was a problem, did it get solved? How did the character try to solve the problem?
- What happened because of the problem?
- What was the author's message?
- Look at the way the author ended the book. Do you think this is a good way to end? Why or why not?
- Did any of the characters change through the story? Who changed, and how did they change?
- Why do you think the author wrote this? To persuade, inform, or entertain? Why do you think that?
- What is the most important point that the author is trying to make in his/her writing?
- What was your favorite part? Why?
- If you could change one part, what would you change?
- If you could ask the author a question, what would you ask?
- Can you retell the story in sequence order (use your fingers and sequence words: first, second, then, next, etc.)
- Is there a character in the story that reminds you of someone you know? If so, who are they like, and why do you think that?
- Does this book remind you of another book you know? Does it remind you of something you've experienced in real life?
- How did the author let you know that something exciting was going to happen (foreshadowing)? Find examples from the text.

Dear Parents and Caregivers,

We are providing you with free at-home access to our online learning programs ABCmouse, Adventure Academy, and ReadingIQ while your child's school is closed. These research-based educational programs include thousands of digital learning activities, and they can help preschool, pre-k, elementary, and middle school students keep learning while schools are closed.

All three programs can be used on computers, tablets, and smartphones, and you can add up to three children per account!

How to Get Your Free Accounts

Click on the link below for each program that you wish to provide to your child/children:

1. Click on the link below for each program.
2. Enter this School Code: .
3. Create an account using your personal email address and a password of your choice.



For Children in Preschool Through 2nd Grade

www.ABCmouse.com/redeem

ADVENTURE ACADEMY™

For Children in 3rd Through 8th Grade

www.AdventureAcademy.com/redeem



For Children in Preschool Through 6th Grade

www.ReadingIQ.com/redeem

(Internet access is not needed after ReadingIQ is downloaded.)

If you have questions or need help with using your School Code, please email Customer Support at Support@AofL.com.

With our best wishes,

The Age of Learning Team

Estimados padres y cuidadores:

Le estamos proporcionando acceso gratuito en el hogar a nuestros programas de aprendizaje en línea ABCmouse, Adventure Academy y ReadingIQ mientras la escuela de su niño está cerrada. Estos programas educativos basados en la investigación incluyen miles de actividades de aprendizaje digital, y pueden ayudar a los estudiantes de preescolar, prekínder, primaria y secundaria a seguir aprendiendo mientras las escuelas están cerradas.

Los tres programas se pueden usar en computadoras, tabletas y teléfonos inteligentes, ¡y puede agregar hasta tres niños por cuenta!

Cómo obtener sus cuentas gratuitas

Haga clic en el enlace a continuación para cada programa que desee para su niño o niños:

1. Haga clic en el enlace a continuación para cada programa
2. Ingrese este código escolar: **SCHOOL2547**
3. Cree una cuenta con su correo electrónico personal y una contraseña de su elección



Para niños de preescolar hasta 2º grado

www.ABCmouse.com/redeem



Para niños de 3º a 8º grado

www.AdventureAcademy.com/redeem



Para niños de preescolar hasta 6º grado

www.ReadingIQ.com/redeem

(No se necesita acceso a Internet después de descargar ReadingIQ.)

Si tiene alguna pregunta o necesita ayuda para usar su código escolar, envíe un correo electrónico a Atención al cliente a la siguiente dirección: Support@AofL.com.

Con nuestros mejores deseos,

El equipo de Age of Learning