

HRW Basics:

1. Saving and Closing doesn't send the assignment to the teacher. Students MUST SUBMIT to send the assignment to the teacher.
2. Once submitted the student will no longer see the assignment.

HMH Player Offline basics:

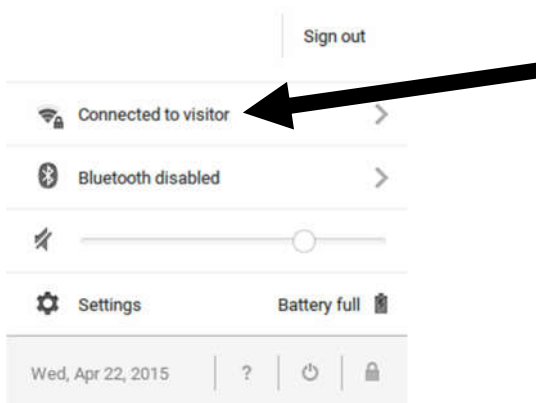
1. You must download the assignment before using.
 - a. If you don't see your assignment, scroll down in the calendar on the left, until you find you the assignment. The blue dot marks the assignment's deadline, sometimes the due date is set to 6 months from the first date.



2. You must turn off your wifi before using the offline feature of HMH player.
 - a. Click on the status area of the bottom right toolbar.




- b. In the status window that opens, click on "Connected to ..."



- c. The window will then show a list of available networks.
- d. To disable the wifi click the wifi icon.




e.


f. The wifi icon will have a X through it. 

3. Open HMH player, login, do the assignment!

4. After you are finished using the HMH player turn your wifi back on!

a. Click the Wi-Fi off icon .

b. Click No network.

c. Click Turn Wi-Fi on... or the Enable Wi-Fi icon. 

d. Your Chromebook will automatically look for available networks and show them to you in a list.

5. You MUST login to the HMH player in the morning in order to submit your assignment!