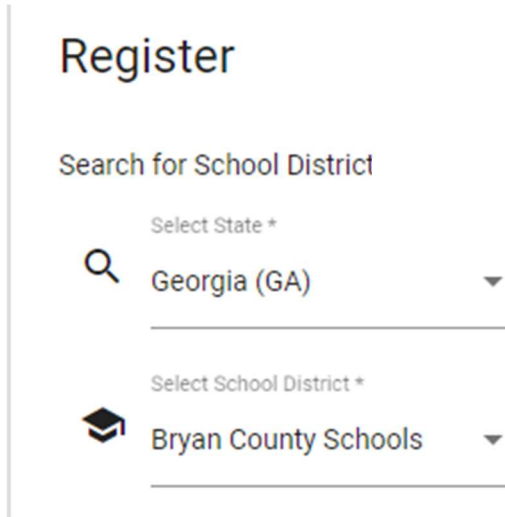


Getting Started with *MyPaymentsPlus*

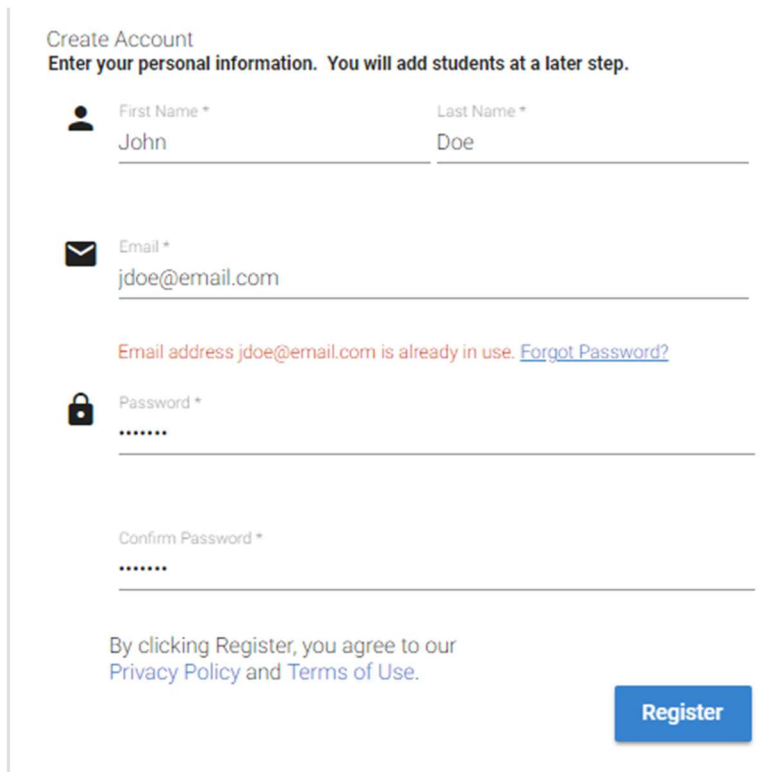
Step 1: Visit www.mypaymentsplus.com and click “Register Now”

Step 2: Select your state and then find your school district in the dropdown menu.



The screenshot shows a registration form titled "Register". Under the heading "Search for School District", there are two dropdown menus. The first menu, labeled "Select State *", has a magnifying glass icon and shows "Georgia (GA)" selected. The second menu, labeled "Select School District *", has a graduation cap icon and shows "Bryan County Schools" selected.

Step 3: Enter your first and last name along with your email address. Create a password that is at least seven characters and includes at least one number. Double-check that everything is accurate before continuing to the next step.



The screenshot shows a "Create Account" form with the instruction "Enter your personal information. You will add students at a later step." The form includes several fields: "First Name *" with the value "John", "Last Name *" with the value "Doe", "Email *" with the value "jdoe@email.com", "Password *" with masked characters ".....", and "Confirm Password *" with masked characters ".....". A red error message states "Email address jdoe@email.com is already in use. [Forgot Password?](#)". At the bottom, there is a blue "Register" button and a link to "Privacy Policy and Terms of Use."

Getting Started with *MyPaymentsPlus*

Step 4: Select the option that represents you best: parent/guardian, student, staff member, or guest. Click next after making the appropriate selection.



Your Account has been Created!

We've sent a welcome email to the address you provided.


This site will work best if we know your relationship with **Bryan County Schools**
(Check all that apply)

- I am a **Parent or Guardian** with student(s) in Bryan County Schools
- I am a **Student** in the district
- I work in the district (**Staff Member**)
- I'm a **Guest** interested in district activities and/or I want to support the district

Next

Getting Started with *MyPaymentsPlus*

Step 5: Add students to your new account. If you do not know your students' ID number(s), you may skip this step and come back later.



Add Student(s) to Your Account

Adding your students(s) from **Bryan County Schools** will allow you to manage meal account balances, track meal purchases, pay for school expenses and more.

Student ID *

[Where to find Student ID?](#)

Student Last Name *

Add Student

[Change School District](#)

My Students

There are 0 students on your account.

[Skip for Now](#) **Done**

Step 6: Once you have added your students to the account, click “Done.”