




# OREGON AT-A-GLANCE DISTRICT PROFILE

## St Paul SD 45




SUPERINTENDENT: Joseph Wehrl | 20449 Main St NE, St Paul 97137 | 503-633-2541

### Students We Serve



### DEMOGRAPHICS

American Indian/Alaska Native	
Students	0%
Teachers	0%
Asian	
Students	0%
Teachers	0%
Black/African American	
Students	0%
Teachers	0%
Hispanic/Latino	
Students	39%
Teachers	0%
Multiracial	
Students	<1%
Teachers	0%
Native Hawaiian/Pacific Islander	
Students	0%
Teachers	4%
White	
Students	61%
Teachers	96%

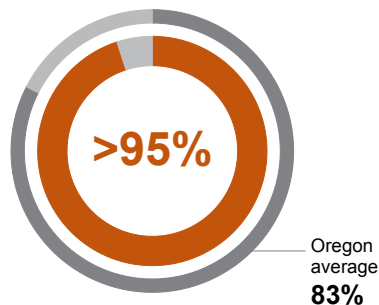


\*Not enough students

### Start Strong

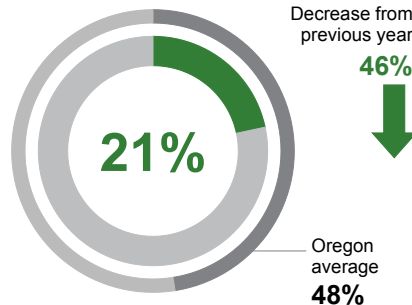
#### Grades K-2 REGULAR ATTENDERS

Students who attended more than 90% of their enrolled school days.



#### Grade 3 ENGLISH LANGUAGE ARTS

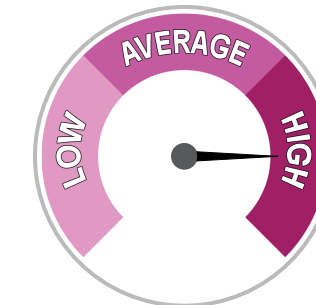
Students meeting state grade-level expectations.



### Academic Progress

#### Grades 3-8 INDIVIDUAL STUDENT PROGRESS

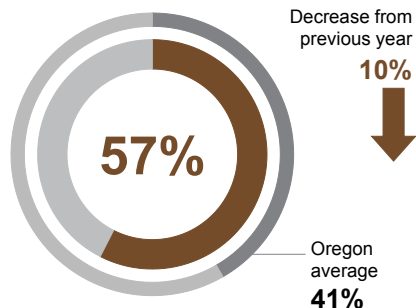
Year-to-year progress in English language arts and mathematics.



### High School Success

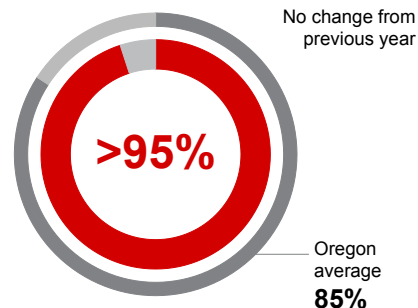
#### Grade 8 MATHEMATICS

Students meeting state grade-level expectations.



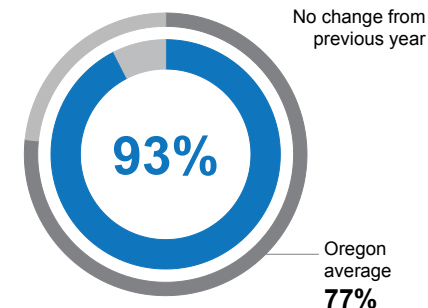
#### Grade 9 ON-TRACK TO GRADUATE

Students earning one-quarter of graduation credits in their 9th grade year.



#### Grade 12 ON-TIME GRADUATION

Students earning a diploma within four years.



### District Goals

District Goals \_\_\_\_\_ St Paul School District  
Our district strives to promote equity and to provide a quality education for each student that we serve. By focusing on equity, our district aims to reduce the achievement gap between student groups and ensure that all of our students graduate. To reach this goal we are committed to providing student centered, culturally relevant instruction and to maintain high expectations for all students. Our district believes that having a clear vision, mission and district goals is a key component of a successful educational organization.

### State Goals

The Oregon Department of Education is working in partnership with school districts and local communities to ensure a 90% on-time, four year graduation rate by 2025. To progress toward this goal, the state will prioritize efforts to improve attendance, invest in implementing culturally responsive practices, and promote continuous improvement to close opportunity and achievement gaps for historically and currently underserved students.



### Our Staff



**2**

Administrators



**21**

Teachers



**3**

Educational assistants



**0**

Counselors



**0**

Librarians



**\$15,194**

Average per pupil spending



**Teacher Experience**

Coming in 2018-19

### Outcomes

#### Grades K-2 REGULAR ATTENDERS

American Indian/Alaska Native	Not enough students
Asian	Not enough students
Black/African American	Not enough students
Hispanic/Latino	>95%
Multiracial	Not enough students
Native Hawaiian/Pacific Islander	Not enough students
White	>95%
Free/Reduced Price Lunch	>95%
Ever English Learner	>95%
Students with Disabilities	Not enough students
Migrant	Not enough students
Talented and Gifted	Not enough students
Female	>95%
Male	>95%

#### Grade 3 ENGLISH LANGUAGE ARTS

Not enough students
Not enough students
Not enough students
Not enough students
Not enough students
Not enough students
Not enough students
Not enough students
Not enough students
Not enough students
Not enough students
Not enough students
Not enough students
Not enough students

#### Grades 3-8 INDIVIDUAL STUDENT PROGRESS

Not enough students
Not enough students
Not enough students
High
Not enough students
Not enough students
High
High
Coming in 2018-19
Not enough students
Coming in 2018-19
Coming in 2018-19
Coming in 2018-19
Coming in 2018-19

#### Grade 8 MATHEMATICS

American Indian/Alaska Native	Not enough students
Asian	Not enough students
Black/African American	Not enough students
Hispanic/Latino	Not enough students
Multiracial	Not enough students
Native Hawaiian/Pacific Islander	Not enough students
White	Not enough students
Free/Reduced Price Lunch	Not enough students
Ever English Learner	Not enough students
Students with Disabilities	Not enough students
Migrant	Not enough students
Talented and Gifted	Not enough students
Female	Not enough students
Male	Not enough students

#### Grade 9 ON-TRACK TO GRADUATE

Not enough students
Not enough students
Not enough students
Not enough students
Not enough students
Not enough students
>95%
Not enough students
Not enough students
Not enough students
Not enough students
Not enough students
>95%
>95%

#### Grade 12 ON-TIME GRADUATION

Not enough students
Not enough students
Not enough students
100%
Not enough students
Not enough students
88%
92%
88%
80%
Not enough students
100%
85%
100%