

Remote Learning Ms. Stadel-Writing Week of April 22-28, 2020

Student Name: _____

Here is your **WRITING** daily agenda of assignments for this week and next week: *CONTINUE FROM LAST WEEK'S*

Days 1 through 5 (April 15-21) and Days 6-10 (April 22-28):

For the next 2 weeks of writing, I am giving you an "April Writing Journal." Each topic has 3 pages. The 7 topics given are:

- Finding Easter Eggs
- Easter Treats
- April Showers
- Spring Growing
- On Rainy Days
- All About Baby Chicks
- Taking Care of the Earth

This is the format for each topic:

1. The first page is for the student to PLAN. Color the picture and draw at the top. Then for each sentence, let them pick from the 3 word choices below each line, the word they like best to complete the sentence. The student should write the word on the line. Read them out loud with them.
2. The second page is for the student to WRITE/copy their sentences that they completed on the first page. The word choices are again, at the bottom in a "word bank." They can again, color and draw at the top. Have the students write as much as they can on their own.
3. The third page is for more space to continue WRITING from page 2.

NOTES: I am doing writing this way, because I know my students well enough to know that they each need to go at their own pace for writing, and do it a little bit at a time! So, turn in what you have completed on Wednesday, April 22, and then turn in the rest of what is completed on Wednesday, April 29th.

Let me know if you have ANY questions! Thank you ~ Ms. Stadel

Parent's Signature: _____

RESOURCES FOR YOU...Students can work on DAILY anytime:

- Lexia app - www.lexia.com
- Maticific app - www.maticific.com
- Bookflix app - link below
- Math facts flash cards
- Sight words flash cards

Book Flix <http://auth.grolier.com/login/bookflix//login.php?bffs=N> User name:
sgs170 Password: raiders

-

Maticific <https://www.maticific.com/us/en-us/login-page/> User Name: first
three letters of first and last names; example is Keith Brown so username = keibro
Password: 1


-

Lexia Core 5 Reading <https://www.maticific.com/us/en-us/login-page/> User
name: User Name: first three letters of first and last names; example is Keith
Brown so username = keibro Password: read




_____s

April Journal



Finding Easter Eggs

Color the picture. Draw some Easter eggs.



Finding Easter eggs is _____

exciting



fun.



hard.



I always find eggs in my _____

house



yard.



basket.



When I find eggs, I _____ them.

eat



hide



share



I _____ finding Easter eggs!

like




don't like



Finding Easter Eggs

Color the picture. Draw some Easter eggs.



Finding Easter eggs

exciting 

fun 

hard 

house 

yard 

basket 


eat 

hide 

share 

like 

don't like 



Easter Treats

Color the picture. Draw your favorite candy hiding in the tulips.



The best candy is _____


chocolate bunnies.



jelly beans.



eggs.



They are _____

sweet.



sour.



I can eat them _____

fast.



slow.



It is great to _____

eat



chew



lick



it.

Easter Treats

Color the picture. Draw your favorite candy hiding in the tulips.



The best candy is

chocolate bunnies



eggs



jelly beans



sour



sweet



fast



slow



eat




chew




lick





April Showers



April

bring

showers



rain



May

flowers



sun.



The rain is

wet.



annoying




cold.



But it makes the

grass



flowers




trees



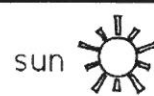
grow.

April Showers



April


bring May



The image shows a large rectangular frame with a decorative border of circles. Inside the frame, there are several horizontal lines for writing. Each writing row consists of a solid top line, a dashed middle line, and a solid bottom line. The frame is composed of a thick black border with small circles at the corners and along the edges. The circles are arranged in pairs at the top and bottom, and single circles along the left and right sides.

Spring Growing

Color the picture. Draw a spring picture.



Spring is a time of _____

growing.



new starts.



In spring, _____

plants



animals



people



_____ come out.

The _____

sun



rain



_____ makes

things _____

cheerful.




green.



Spring Growing

Color the picture. Draw a spring picture.



Spring is a time of

growing



new starts



animals



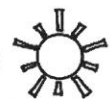
plants



people



sun



rain




green



cheerful



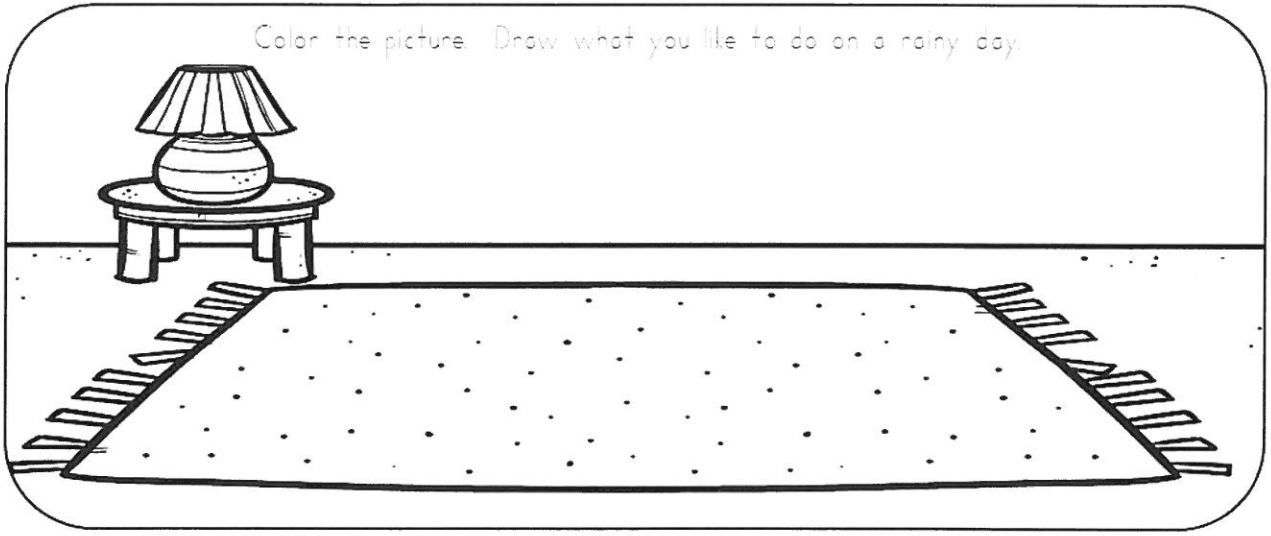


Handwriting practice lines consisting of 10 rows. Each row includes a solid top line, a dashed midline, and a solid bottom line.



On Rainy Days

Color the picture. Draw what you like to do on a rainy day.



When it's raining, I like to _____

play
inside 


listen 
to music.

watch 
videos.

read 
a book.

I'm sad that I can't _____

play outside 

see the sun. 

But, I'm happy that I can _____

relax. 


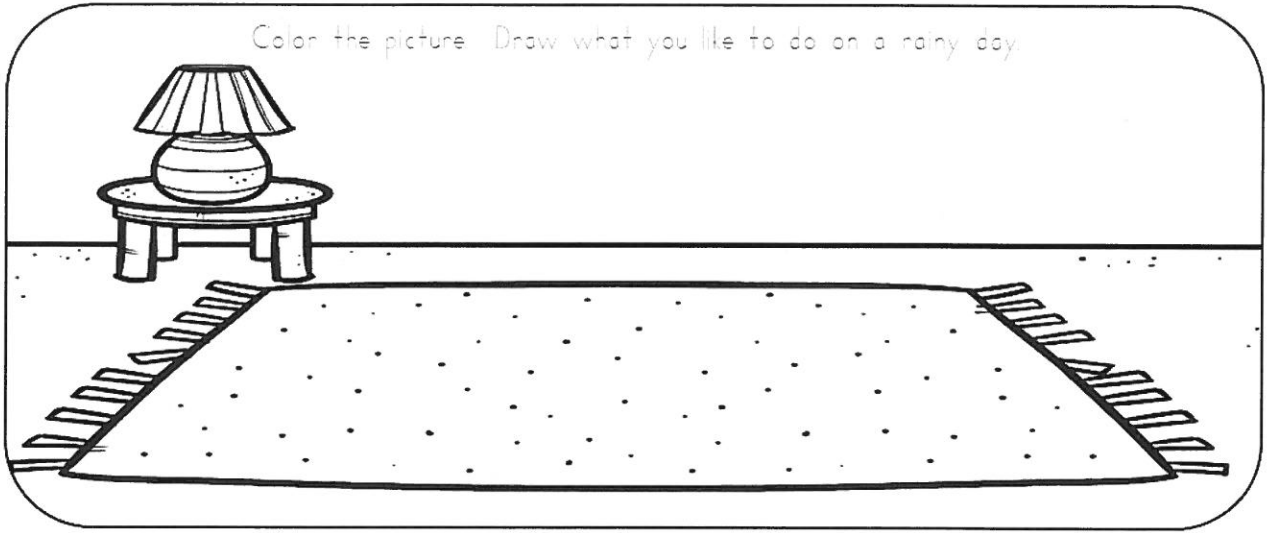
stay dry. 













On Rainy Days


Color the picture. Draw what you like to do on a rainy day.




When it's raining, I _____

play inside  listen to music  watch videos  sun 
play outside  read a book  relax  stay dry 





All About Baby Chicks



Color the picture. Draw a baby chick.

Baby chicks _____ in the spring.

hatch



are born



They _____ through their eggs.

peck



break



When they're out, they _____

rest.



dry off.



They need _____

food




water




to grow.

All About Baby Chicks



Baby chicks





Taking Care of the Earth


Color the picture. Draw some reasons to take care of the Earth.



It is good to _____ the earth.



The earth is a _____ place.



We should keep the earth _____



to protect the _____



Taking Care of the Earth

Color the picture. Draw some reasons to take care of the Earth.



It is good to

help



save



beautiful



special



plants



animals



people



clean



