

Remote Learning Ms. Stadel-Reading Week of April 22-28, 2020

Student Name: _____

Here is your **READING** daily agenda of assignments for this week:

Day 1: "Clarence Works for Money" story. Re-read the story. Ask your child, what are 1-2 chores that Clarence does for money? Review together the characters, settings, and events.

- Today's focus will be on WH- Questions: Who, What, Where? Wallet activity
- **Review Literacy words:** answer, detail, question, book, event, retell, character, main idea, and story. ** (Remember, you have a picture/word sheet to help with these!)
- Use the Who? What? Where? Wallet Worksheet and Choices (**you actually got this with LAST WEEK'S materials as well). Have the student name/describe the characters (who), settings (where), and events (what) from the story using the pictures and communication board (from last page of the story), if needed. **MATCH** and **GLUE** the choices to the wallet.

Days 2-5: *Four* Supplemental Stories for this unit have been included:

- Candy Shop
- I Can Do That
- Jobs on the Construction Site
- Trips to the Grocery Store

1. You will read 1 story per day.
2. You will fill out 1-2 worksheets about the story each day (depending on your grade level, see requirements below).

- **Kindergarten** - 1 worksheet ONLY: Answer the "About the Book" WS for each book you read.
- **1st Grade** - 1 Worksheet REQUIRED, 2nd WS optional. Answer the "About the Book" WS for each book you read; if you want to continue, complete the 2nd WS for each book "Q's to Ask & Answers" columns WS.
- **2nd Grade** - 2 Worksheets REQUIRED. Complete the "About the Book" WS and the "Q's to Ask & Answers" columns WS for each book you read.

Remember: the backside of this sheet has resources to use. Lexia (Core 5) is a WONDERFUL resource for your child to do independently, DAILY! They do it daily at school 😊.

Parent's Signature: _____

RESOURCES FOR YOU...Students can work on DAILY anytime:

- Lexia app - www.lexia.com
- Matific app - www.matific.com
- Bookflix app - link below
- Math facts flash cards
- Sight words flash cards

Book Flix <http://auth.grolier.com/login/bookflix//login.php?bffs=N> User name:
sgs170 Password: raiders

-


Matific <https://www.matific.com/us/en-us/login-page/> User Name: first
three letters of first and last names; example is Keith Brown so username = keibro
Password: 1

-


Lexia Core 5 Reading <https://www.matific.com/us/en-us/login-page/> User
name: User Name: first three letters of first and last names; example is Keith
Brown so username = keibro Password: read



Who is in the story?




Where does this story take place?






What does the character do?



What does the character buy?





Mrs. B



Clarence



Drew



library



school



house



**plays games
with friends**



**does chores to
earn money**



cooks a meal



toy truck



hat



book

About the Book


Name: _____

Use the last page of the story "communication board" to help with pics/symbols to answer each question.

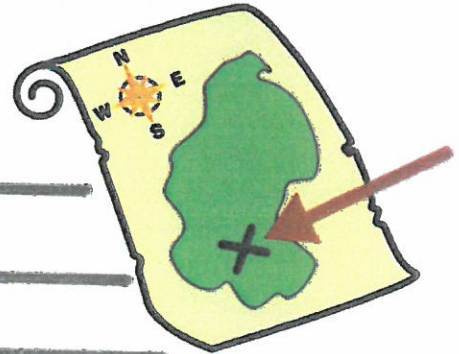
Title of Book




Who? characters



Where? setting



What? events



About the Book


Name: _____

Use the last page of the story "communication board" to help with pics/symbols to answer each question.

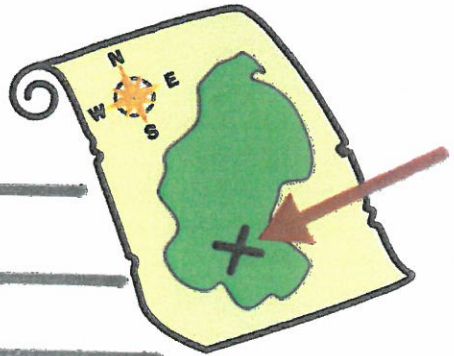
Title of Book




Who? characters



Where? setting



What? events



About the Book


Name: _____

Use the last page of the story "communication board" to help with pics/symbols to answer each question.

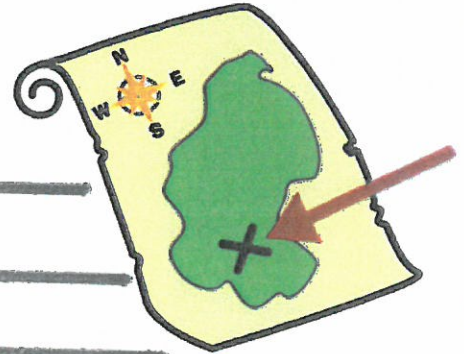
Title of Book



Who? characters



Where? setting



What? events



About the Book


Name: _____

Use the last page of the story "communication board" to help with pics/symbols to answer each question.

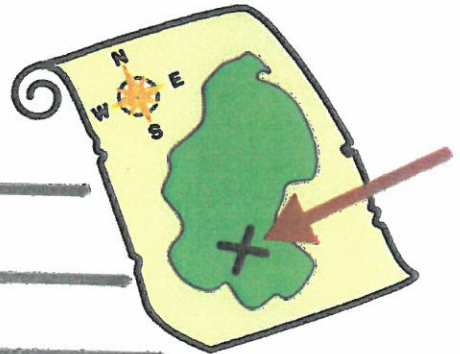
Title of Book




Who? characters




















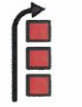
Where? setting








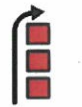











What? events



 Question to Ask	 Answer
 What was this story about?	
 Who was in this story?	
 Where did this story happen?	
 What happened at the beginning of this story?	
 Tell about something in this story.	
 What happened next?	
 How did this story end?	


 Question to Ask	 Answer
 What was this story about?	
 Who was in this story?	
 Where did this story happen?	
 What happened at the beginning of this story?	
 Tell about something in this story.	
 What happened next?	
 How did this story end?	

 Question to Ask	 Answer
 What was this story about?	
 Who was in this story?	
 Where did this story happen?	
 What happened at the beginning of this story?	
 Tell about something in this story.	
 What happened next?	
 How did this story end?	

 Question to Ask	 Answer
 What was this story about?	
 Who was in this story?	
 Where did this story happen?	
 What happened at the beginning of this story?	
 Tell about something in this story.	
 What happened next?	
 How did this story end?	

Candy Shop

Level C




Written and Illustrated by Travis Schaeffer




We have ice cream.

Try our ice cream cat.




We have chocolate bars.

Try our chocolate bar bear.




We have ice pops.

Try our ice pop penguin.




We have cookies.

Try our cookie monster.




**We have lollipops.
Try our lollipop lizard.**




We have milkshakes.

Try our milkshake moose.



**Welcome to our candy shop.
You can buy sweets and treats.**



The End






















yes



Candy Shop




no

 buy	 welcome	 candy shop	 sweets	 treats	 ice cream
 have		 cat	 chocolate bar	 bear	 ice pop
 try		 penguin	 cookie	 monster	 lollipop
		 lizard	 milkshake	 moose	

Within each category, pictures are listed from left to right in the order in which they appear in the text.

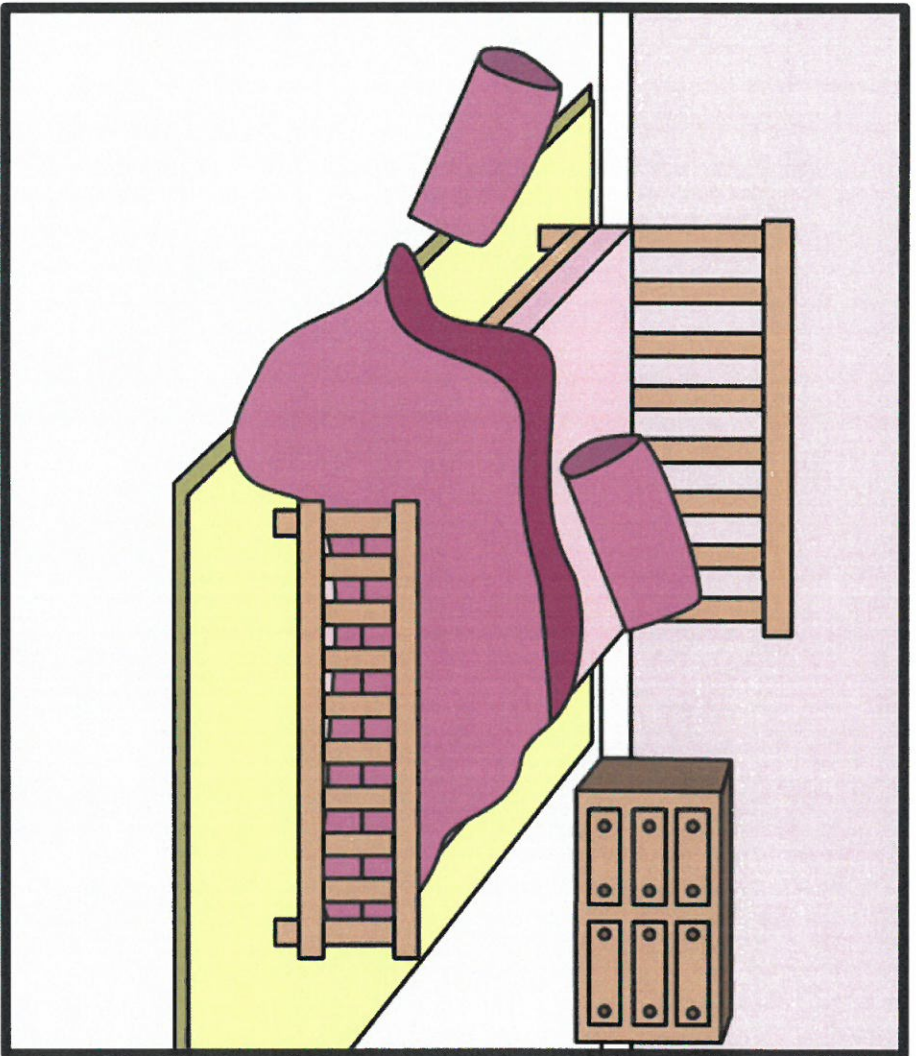
I Can Do That

Level B




by **WCOSERRC Workshop**


Illustrated by Travis Schaeffer



Make the bed.




I can do that.



Sweep the floor.




I can do that.




Take out the garbage.




I can do that.



Wash the dishes.



I can do that.



Wow ! I did that !



The End




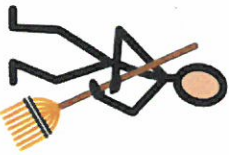
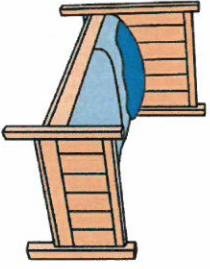
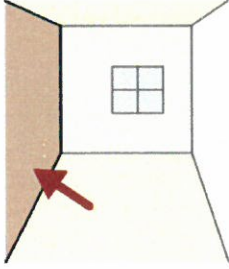



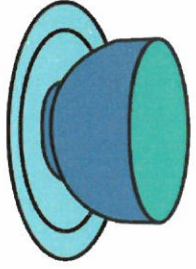
yes



I Can Do That




no

 <p>make</p>	 <p>sweep</p>	 <p>bed</p>	 <p>floor</p>
 <p>take out</p>	 <p>wash</p>	 <p>garbage</p>	 <p>dishes</p>

Within each category, pictures are listed from left to right in the order in which they appear in the text.


Jobs on the Construction Site

Level D



by Jen Voight


Illustrated by Travis Schaeffer



Hi! My name is Liam.

This is my mom.


She works at a construction site.



My mom is a supervisor.

She meets with all of the workers.


She tells them what jobs need to be done.



My mom meets with the engineer.

The engineer designs the building.


He makes a drawing of the building.



My mom meets with the carpenter.

The carpenter builds the walls and roof.


She adds windows too.



My mom meets with the electrician.

The electrician connects wires together.


He uses wires to give the building power.



My mom meets with the plumber.

The plumber connects pipes together.


She uses pipes to give the building water.



My mom has an important job.

She makes sure everyone is safe.

She makes sure the jobs get done.



The End










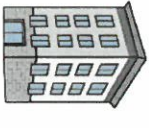







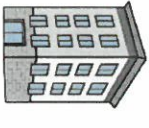







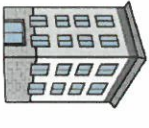







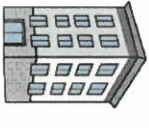


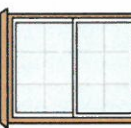

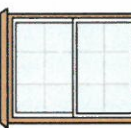





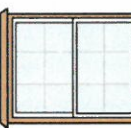

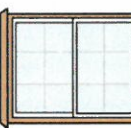






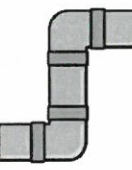

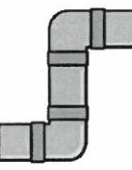





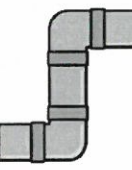

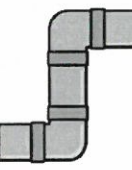





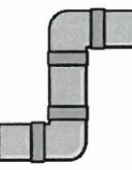

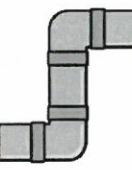





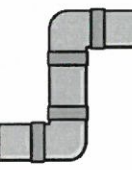

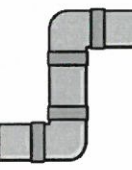





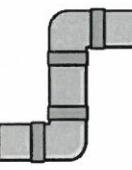

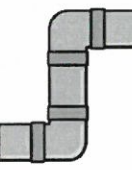





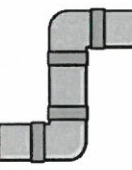

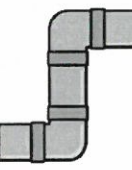





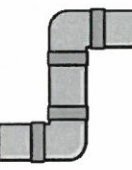

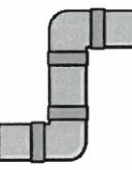





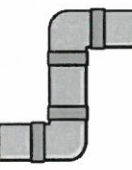

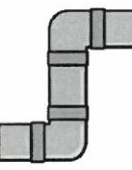





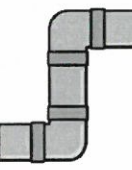

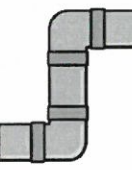





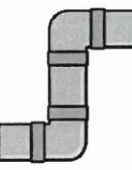

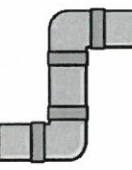





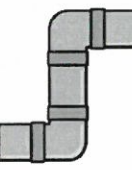

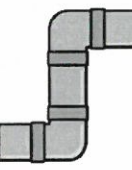





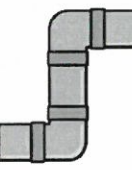

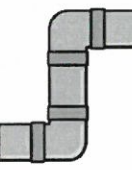





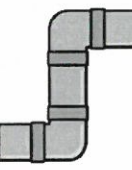

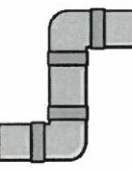





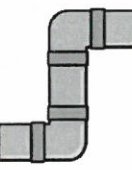

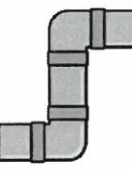





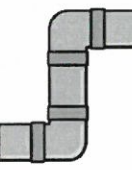

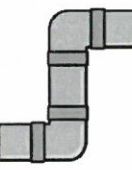





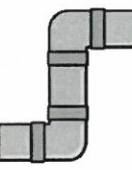

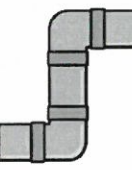





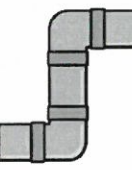

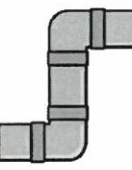





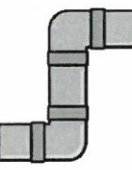

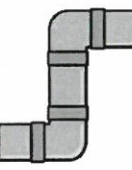





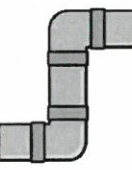

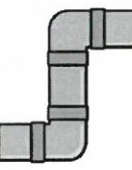





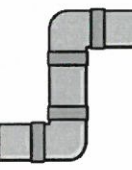

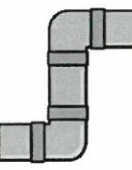





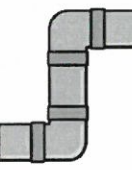

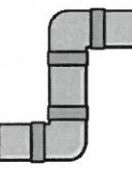





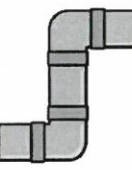

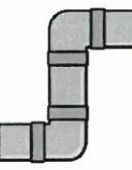





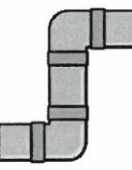

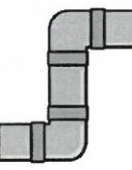





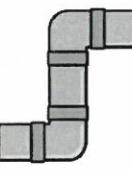

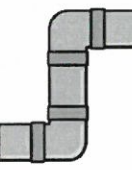





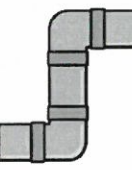

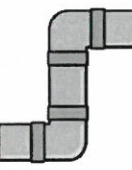





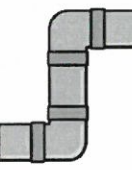

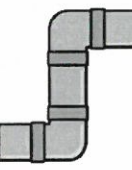





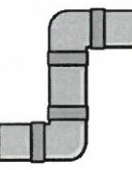

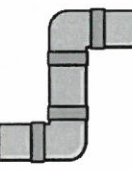





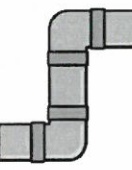

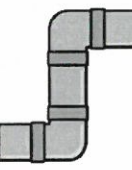





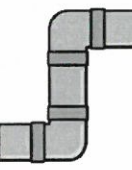

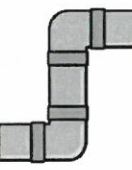





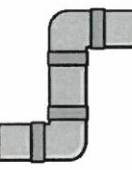

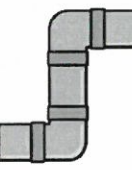





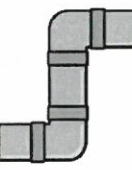

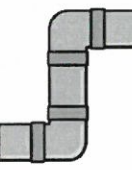





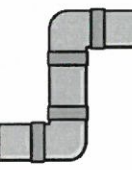

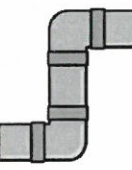





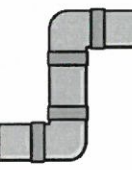

yes



Jobs on the Construction Site




no

 work	 tell	 make	 make	 worker	 job	 engineer	 building
 meet	 need	 important	 important	 worker	 job	 engineer	 building
 done	 together	 drawing	 drawing	 worker	 job	 engineer	 building
 Liam	 mom	 construction site	 supervisor	 worker	 job	 engineer	 building
 build	 connect	 window	 electrician	 window	 electrician	 engineer	 building
 build	 connect	 window	 electrician	 window	 electrician	 engineer	 building
 give	 power	 plumber	 pipe	 plumber	 pipe	 engineer	 building
 give	 power	 plumber	 pipe	 plumber	 pipe	 engineer	 building
 give	 power	 plumber	 pipe	 plumber	 pipe	 engineer	 building
 give	 power	 plumber	 pipe	 plumber	 pipe	 engineer	 building
 give	 power	 plumber	 pipe	 plumber	 pipe	 engineer	 building
 give	 power	 plumber	 pipe	 plumber	 pipe	 engineer	 building
 give	 power	 plumber	 pipe	 plumber	 pipe	 engineer	 building
 give	 power	 plumber	 pipe	 plumber	 pipe	 engineer	 building
 give	 power	 plumber	 pipe	 plumber	 pipe	 engineer	 building
 give	 power	 plumber	 pipe	 plumber	 pipe	 engineer	 building
 give	 power	 plumber	 pipe	 plumber	 pipe	 engineer	 building
 give	 power	 plumber	 pipe	 plumber	 pipe	 engineer	 building
 give	 power	 plumber	 pipe	 plumber	 pipe	 engineer	 building
 give	 power	 plumber	 pipe	 plumber	 pipe	 engineer	 building
 give	 power	 plumber	 pipe	 plumber	 pipe	 engineer	 building
 give	 power	 plumber	 pipe	 plumber	 pipe	 engineer	 building
 give	 power	 plumber	 pipe	 plumber	 pipe	 engineer	 building
 give	 power	 plumber	 pipe	 plumber	 pipe	 engineer	 building
 give	 power	 plumber	 pipe	 plumber	 pipe	 engineer	 building
 give	 power	 plumber	 pipe	 plumber	 pipe	 engineer	 building
 give	 power	 plumber	 pipe	 plumber	 pipe	 engineer	 building
 give	 power	 plumber	 pipe	 plumber	 pipe	 engineer	 building
 give	 power	 plumber	 pipe	 plumber	 pipe	 engineer	 building
 give	 power	 plumber	 pipe	 plumber	 pipe	 engineer	 building
 give	 power	 plumber	 pipe	 plumber	 pipe	 engineer	 building
 give	 power	 plumber	 pipe	 plumber	 pipe	 engineer	 building
 give	 power	 plumber	 pipe	 plumber	 pipe	 engineer	 building
 give	 power	 plumber	 pipe	 plumber	 pipe	 engineer	 building
 give	 power	 plumber	 pipe	 plumber	 pipe	 engineer	 building
 give	 power	 plumber	 pipe	 plumber	 pipe	 engineer	 building
 give	 power	 plumber	 pipe	 plumber	 pipe	 engineer	 building
 give	 power	 plumber	 pipe	 plumber	 pipe	 engineer	 building
 give	 power	 plumber	 pipe	 plumber			


Trip to the Grocery Store

Level C




by Colleen White

Illustrated by Travis Schaeffer




**We go to the grocery store.
I go with my mom.**



We make a list.

We need milk and bread.



**We ride to the grocery store in the car.
Mom knows the way.**




We get a cart.


I stay close to my mom.



We look for the items on the list.
We put them in the cart.




We pay the cashier.
We take our turn.



We go home.


We put the groceries away.




I am happy.

I was good at the store.


I can go next time !



The End



yes



Trip to the Grocery Store




no



make




need



happy




we




grocery store



mom




ride



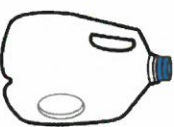
look




good



bread



milk



car



put




pay




cart




I



list



cashier



home

