

# MACKS CREEK R-V SCHOOL BOARD

REGULAR MEETING – March 23, 2023



# CALL TO ORDER



# APPROVE AGENDA



# PLEDGE OF ALLEGIANCE



# Motion to Approve the Consent Agenda



# Superintendent's Report (Discussion)

- We are in the midst of several reviews of our programs:
  - ARRA - ESSER III Spending
  - USDA Procurement Review
  - USDA School Nutrition Program(Breakfast, Lunch & FFVP)
  - Federal Programs (Title 1, IIA, IV)
  - Missouri Automated Criminal History System (Background Check)

# Superintendent's Report (Discussion)

- Legislature won't make the authorization to approve funds for DESE to distribute to schools next year until May.
- Our DESE funds are currently calculated using the pandemic provision (the highest ADA going back to 2020) impacting our allotment for Classroom Trust Fund, Prop. C & Small Schools.
- Different bills looking at increasing the State Adequacy Target. It has been stagnant at \$6,375.00 for years. Also group forming to challenge DESE to form a Blue Ribbon Panel to change foundation formula.
- Another factor that will impact our funding is the loss of the Community Eligibility Provision. Our WADA will be tied to the number of families qualifying for F/R Lunch. We are just over 50% F/R under the new system and were 100% previously.

# Superintendent's Report (Discussion)

- Pursuing a \$100K Safety Grant - high confidence we will be approved.
- Taking Bids for new phone & intercom system
- Park board has reformed and begun meeting. An Easter Egg Hunt is scheduled for April 8th.
- Numerous “new” scholarship opportunities
- Waiting for bids to repair parking lot frost heaves and baseball field fence.
- BPN will allow us to practice and play baseball on their new field next spring.
- Accepting bids to repaint the gym this summer.

# Old Business

- Update Safe Return to In-Person Instruction and Continuity of Services Plan as Needed.  
(Action)



# New Business

- A. Approve Salary Schedule for 2023-24 (Action)
- B. Approve Insurance Rates & Benefit Package for 2023-24 (Action)
- C. MSIP 6 & APR Review (Discussion)
- D. Consider School Bus Bids (Action)
- E. Principals' Report (Discussion)



# APR 2022 - Status

## Academic Achievement: Status

Status is a measure of academic performance at a given point in time.

### Academic Performance Level Definitions

		MPI		Below Basic	Basic	Proficient	Advanced
English Language Arts	All Students	LEA	376.0	19.4%	43.0%	30.3%	7.3%
		State	385.1	18.4%	38.4%	27.5%	15.8%
	Student Group	LEA	342.2	39.4%	36.6%	*	*
		State	350.1	31.1%	43.0%	18.9%	7.1%

### MPI

Percentage of student group students in the State scoring Basic on Missouri Assessment Program (MAP) assessments in English Language Arts.

# APR 2022 - Status

MPI				Below Basic	Basic	Proficient	Advanced
Science	All Students	LEA	348.5	29.5%	44.3%	*	*
		State	371.4	25.1%	37.3%	24.2%	13.5%
	Student Group	LEA	321.0	46.7%	43.3%	*	*
		State	333.8	41.7%	37.4%	15.6%	5.3%
MPI				Below Basic	Basic	Proficient	Advanced
Social Studies	All Students	LEA	357.6	*	64.0%	24.0%	*
		State	384.4	5.1%	54.8%	36.8%	3.3%
	Student Group	LEA	327.2	*	81.8%	*	*
		State	355.7	9.9%	69.1%	20.1%	0.9%

^ Does not apply at this grade span.

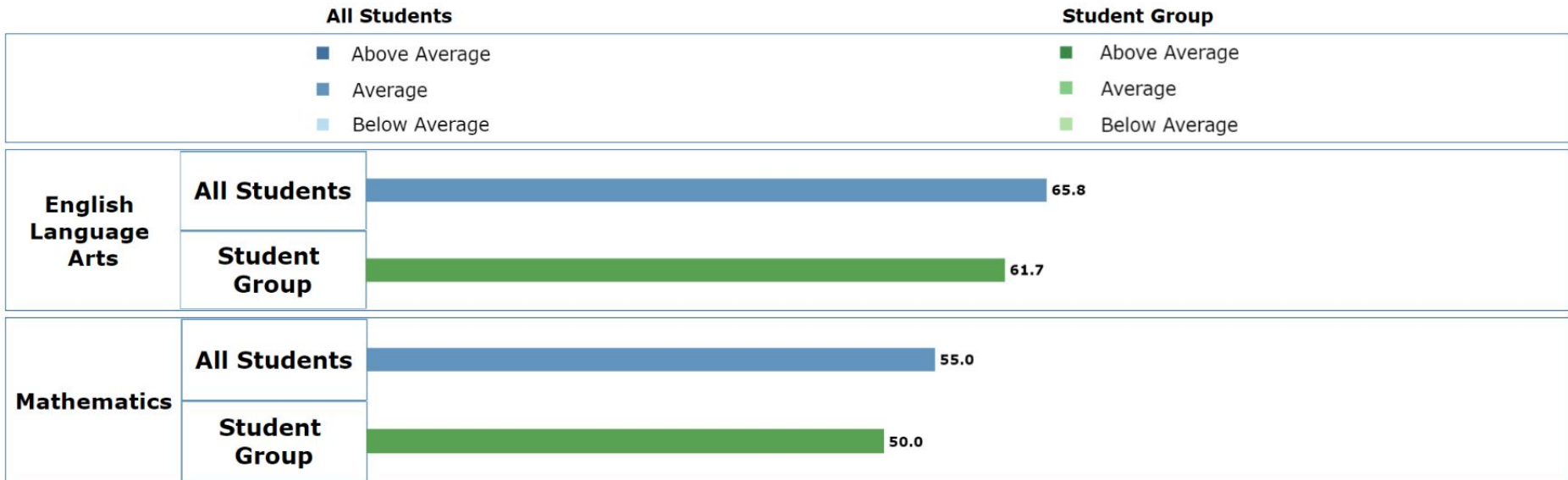
Δ LEA Reporting Error.



# APR 2022 - Growth

## Academic Achievement: Growth

This section indicates the extent to which students are making progress on the required statewide assessments over time.



# APR 2022 - Growth

## Graduation Rate

What percent of students graduate with a high school diploma?

	4-Year	5-Year	6-Year	7-Year
LEA	100.0%	95.5%	100.0%	94.1%
State	91.0%	92.0%	93.0%	93.0%

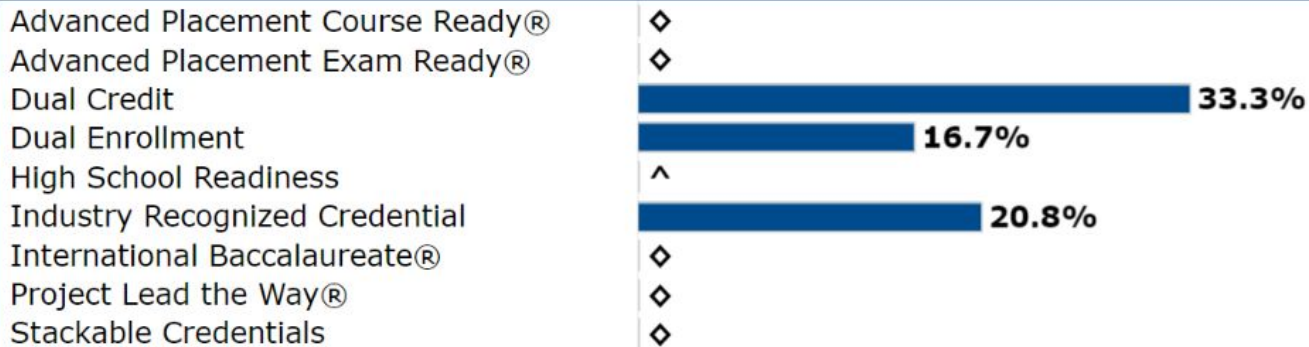
^ Does not apply at this grade span.



# Success Ready Students

## Success-Ready Students

What percentage of students earned an indicator of readiness for the next level in each of the options below?



^ Does not apply at this grade span.

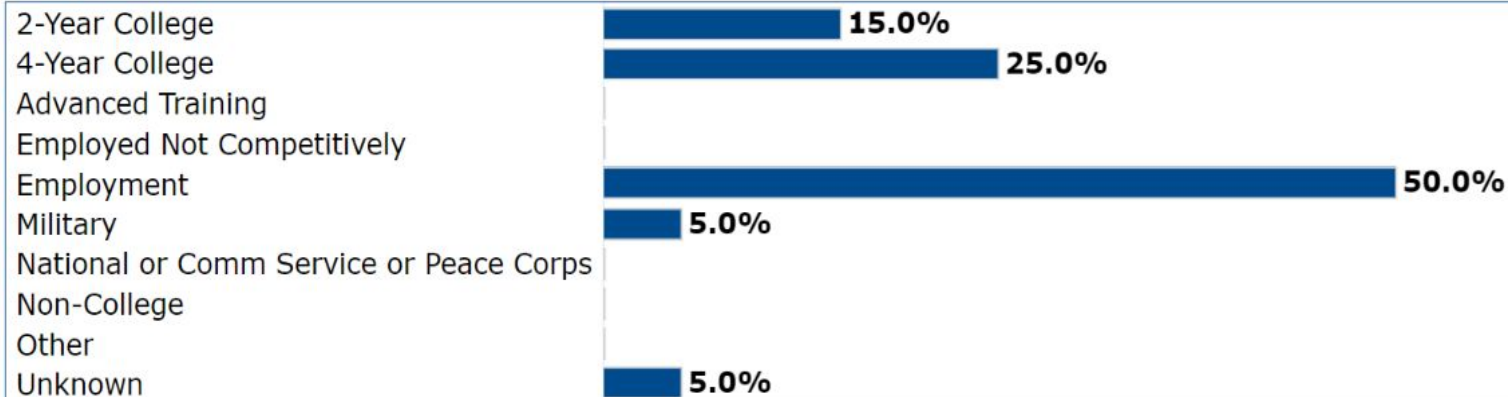
◇ LEA's are not required to offer all options.



# Graduate Follow-Up

## Graduate Follow-up

The follow-up rate measures the extent to which the students of an LEA or school pursue gainful opportunities after graduation.



^ Does not apply at this grade span.



# Continuous Improvement

## Continuous Improvement

The Continuous Improvement scoring element is designed to understand how LEAs are working to improve, based on current best practices for improving student outcomes, as well as the LEA's own self-identified needs, strengths, and areas for improvement in a local context.

### Success-Ready Students

What percentage of students attend school at least 85 percent of the time?	LEA	<div><div></div></div>	89.9%
	State	<div><div></div></div>	80.9%
What percentage of students have Individual Career and Academic Plan (ICAP)?	LEA	<div><div></div></div>	100.0%
	State	<div><div></div></div>	89.9%
What percentage of kindergarten students were assessed using a state-approved school readiness assessment?	LEA	<div><div></div></div>	100.0%
	State	<div><div></div></div>	100.0%



# Other Scored Factors

	YES	NO
Were all required data submissions submitted by the LEA on time?	<input checked="" type="checkbox"/>	

## Other Considerations

The items below are also considered by the State Board of Education when it classifies school districts.

	YES	NO
Is the superintendent appropriately certified?	<input checked="" type="checkbox"/>	
Does the LEA meet the minimum threshold for fund balance?	<input checked="" type="checkbox"/>	
Is the LEA in compliance with Federal and State law?	<input checked="" type="checkbox"/>	

LEAs must meet certain additional important criteria in order to be considered in good standing.







	YES	NO
Have all the board members participated in required orientation and training?	<input checked="" type="checkbox"/>	



# How were we scored?







## Scoring MSIP 6 Standards

The table below provides scores for each of the standards included in MSIP 6 scoring. Note that certain Continuous Improvement scores are not reported every year. Complete information about MSIP 6 Standards and Indicators, metrics, and scoring calculations may be found in the MSIP 6 Comprehensive Guide.

PERFORMANCE			
Standard	Points Earned	Points Possible	Percent of Points Earned
Academic Achievement: Status	23.0	46.0	 50.0%
Academic Achievement: Growth	21.2	36.0	 58.9%
Success-Ready Students	10.0	20.0	 50.0%
Graduation Rate	20.0	20.0	 100.0%
Graduate Follow-up	4.0	4.0	 100.0%
<b>Subtotal</b>	<b>78.2</b>	<b>126.0</b>	 62.1%



# How were we scored?

CONTINUOUS IMPROVEMENT			
Standard	Points Earned	Points Possible	Percent of Points Earned
Continuous Improvement Plan	30.0	30.0	 100.0%
Climate and Culture Survey	4.0	4.0	 100.0%
LEA Response to Standards	Data available school year 2023-24		
Other Required Documentation	6.0	6.0	 100.0%
Success-Ready Measures	11.0	12.0	 91.7%
<b>Subtotal</b>	<b>51.0</b>	<b>52.0</b>	 98.1%
<b>Total</b>	<b>129.2</b>	<b>178.0</b>	 72.5%

\* Suppression has been applied to protect small student populations.



# New Business

- A. Approve Salary Schedule for 2023-24 (Action)
- B. Approve Insurance Rates & Benefit Package for 2023-24 (Action)
- C. MSIP 6 & APR Review (Discussion)
- D. Consider School Bus Bids (Action)
- E. Principals' Report (Discussion)




**Board Meeting**

***Inspiring Success:  
Every Child, Every Chance, Every  
Day***

**March 23, 2023**







**STATE**  
GIRLS TENNIS  
2ND PLACE  
CLASS 1  
2011

**STATE**  
CHEERLEADING  
2ND PLACE  
SMALL COED  
2021

**FOOTBALL**  
1976 OTR FINALS  
1988 1ST DIST  
1992 1ST DIST  
1992 1ST SECT  
1992 OTR FINALS  
1992 1ST SECT  
1992 2ND STATE 3A  
1993 DISTRICT 10 CHAMPS  
1993 STATE SEMIFINALISTS  
1993 1ST DISTRICT  
1993 1ST SECT  
1993 OTR FINALS

# BOLIVAR

## LIBERATORS

00:00

MACKSCRK PERIOD GOLDENCIT

75 B 4 B 50

FOULS T.O.L. PLAYER FOUL T.O.L. FOULS

10 S 1 10

SCORE MATCH SCORE

THE BANK  
OF MISSOURI

STEPPING  
TONES  
Office Products  
417-326-3728  
www.kittycorp-goldencit.com

CHURBERT

**CENTRAL CONFERENCE**  
1996 BOYS BASKETBALL  
1998 BOYS BASKETBALL  
1998 FOOTBALL 3A DIV  
1999 BOYS BASKETBALL  
1999 FOOTBALL 3A DIV  
2001 GIRLS TENNIS  
2002 GIRLS TENNIS  
2003 GIRLS TENNIS  
2003 FOOTBALL 3A DIV  
2004 GIRLS TENNIS  
2004 FOOTBALL 1AA DIV

**CENTRAL CONFERENCE**  
2009 GIRLS TRACK SH  
2009 GIRLS ALL SPORTS SH  
2009 FOOTBALL SH  
2009 SOFTBALL SH  
2009 GIRLS TENNIS SH



















# The Army Band!





# Attendance

- ❖ **Elementary – PK - 6**
  - **Enrollment – 189 (same)**
  - February Attendance - 93.88%**
  - Yearly Attendance - 95.18% (down .54%)**
  
- ❖ **Middle School/High School- Grades 7-12**
  - **Enrollment – 142 (Down 4)**
  - **2/9 - 3/22 - 94.18% (Up .13%)**
  - **Yearly Attendance - 94.19% (Down .01%)**

---

# **Elementary Discipline - Eleven Referrals**

## **Positive Office Referrals - 33!!!!**

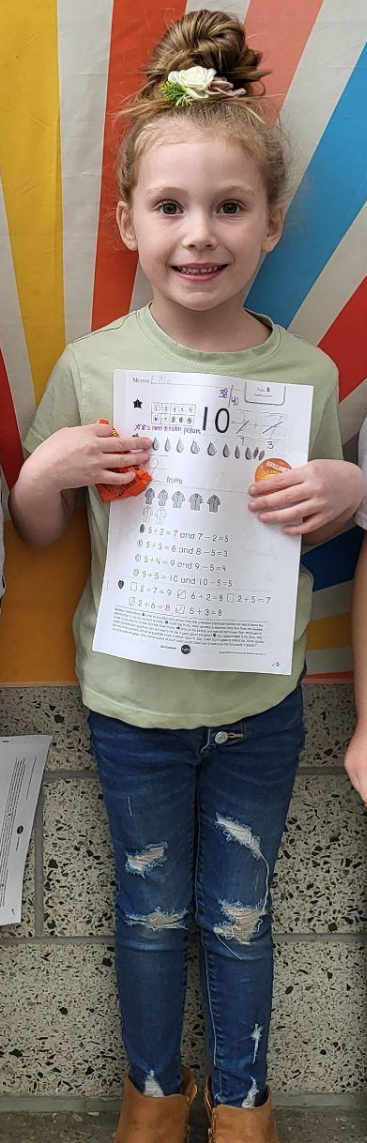
- **Excellent Work Ethic**
- **Grit**
- **Excellent Scores**
- **Showing Kindness**

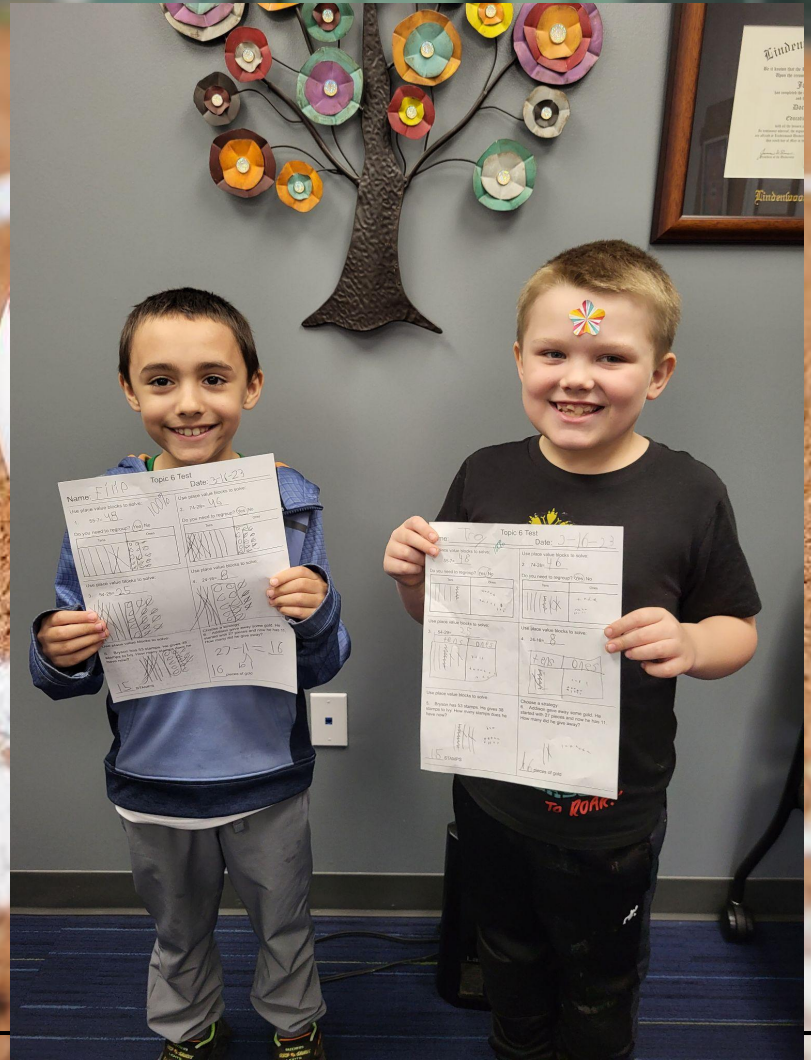
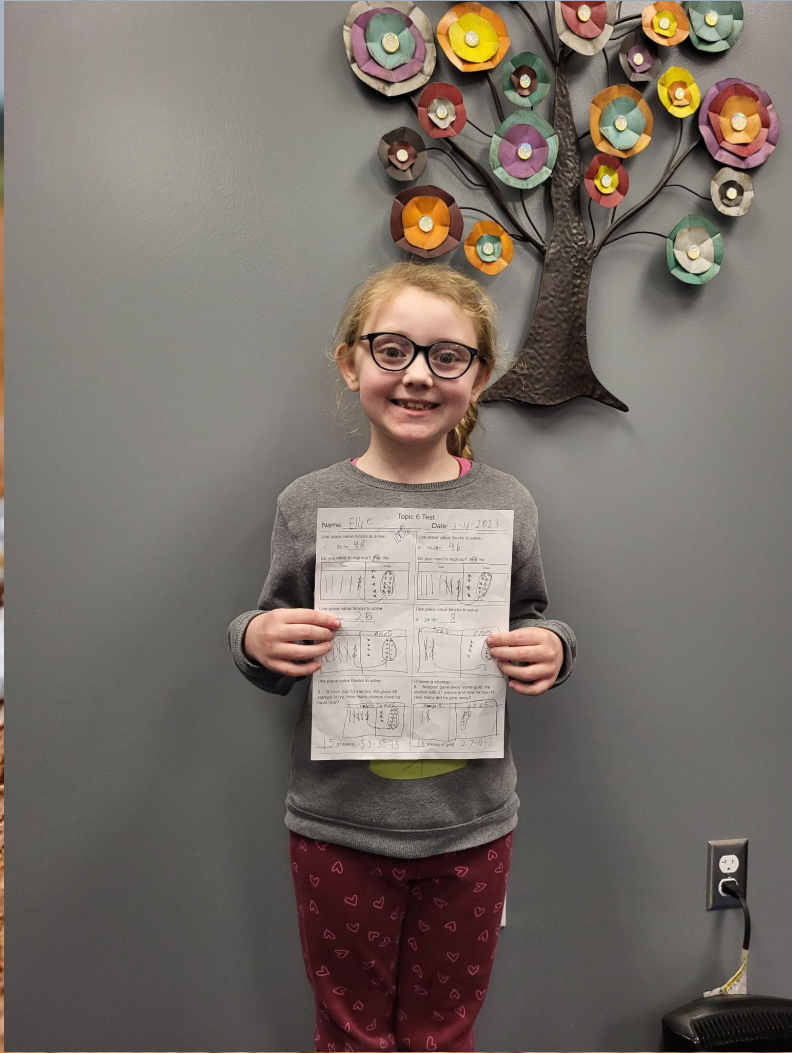


---

# Areas of Focus:

- Creating BIP from CSIP Goals
  - Choosing an SBRR Reading Program with Vertical Alignment
  - Closing gaps in Math K-6 with more vertical teaming
  - Continuing to focus on Culture and Climate
  - Building capacity within teachers
-







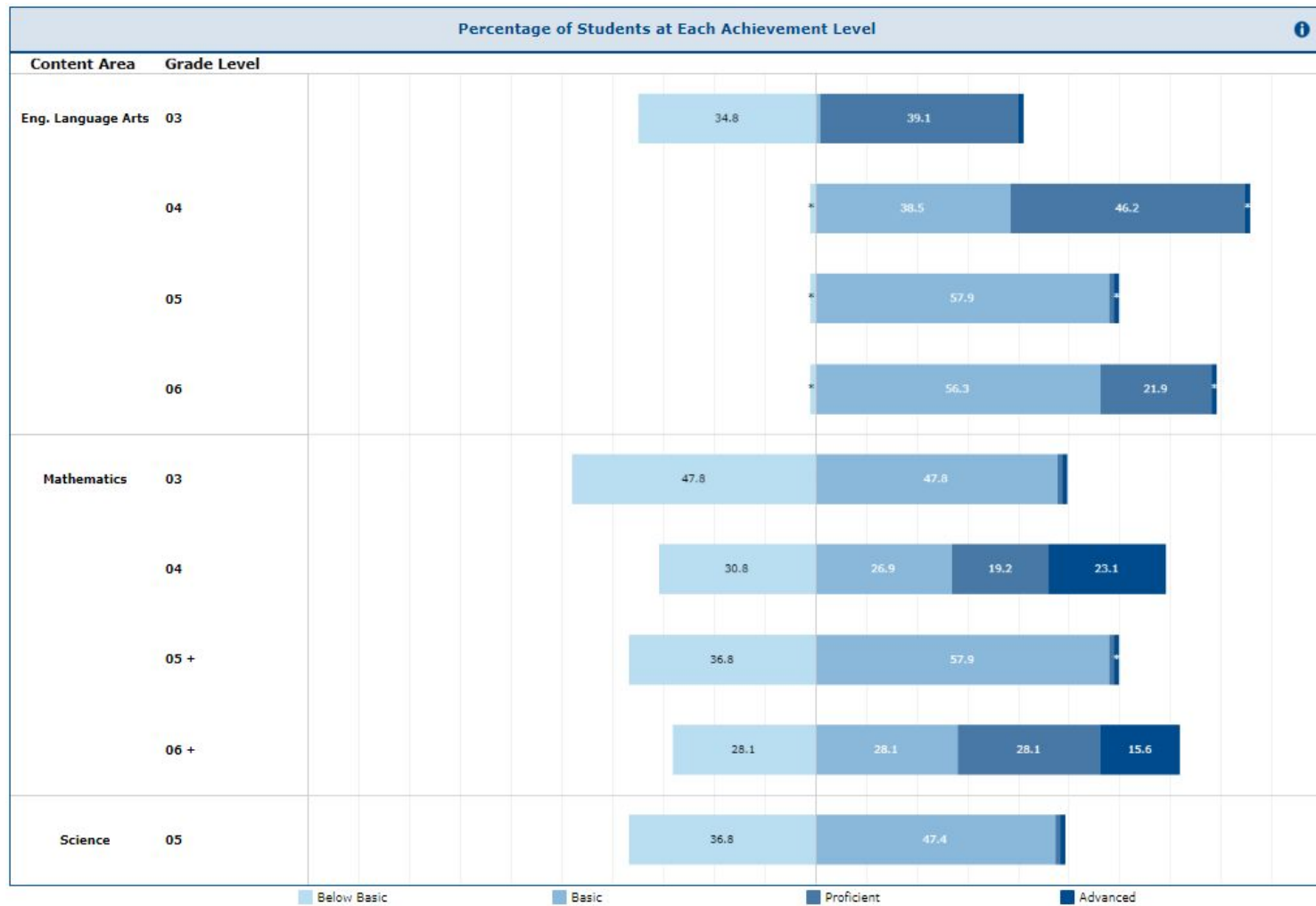
---

# MANAGING MAP

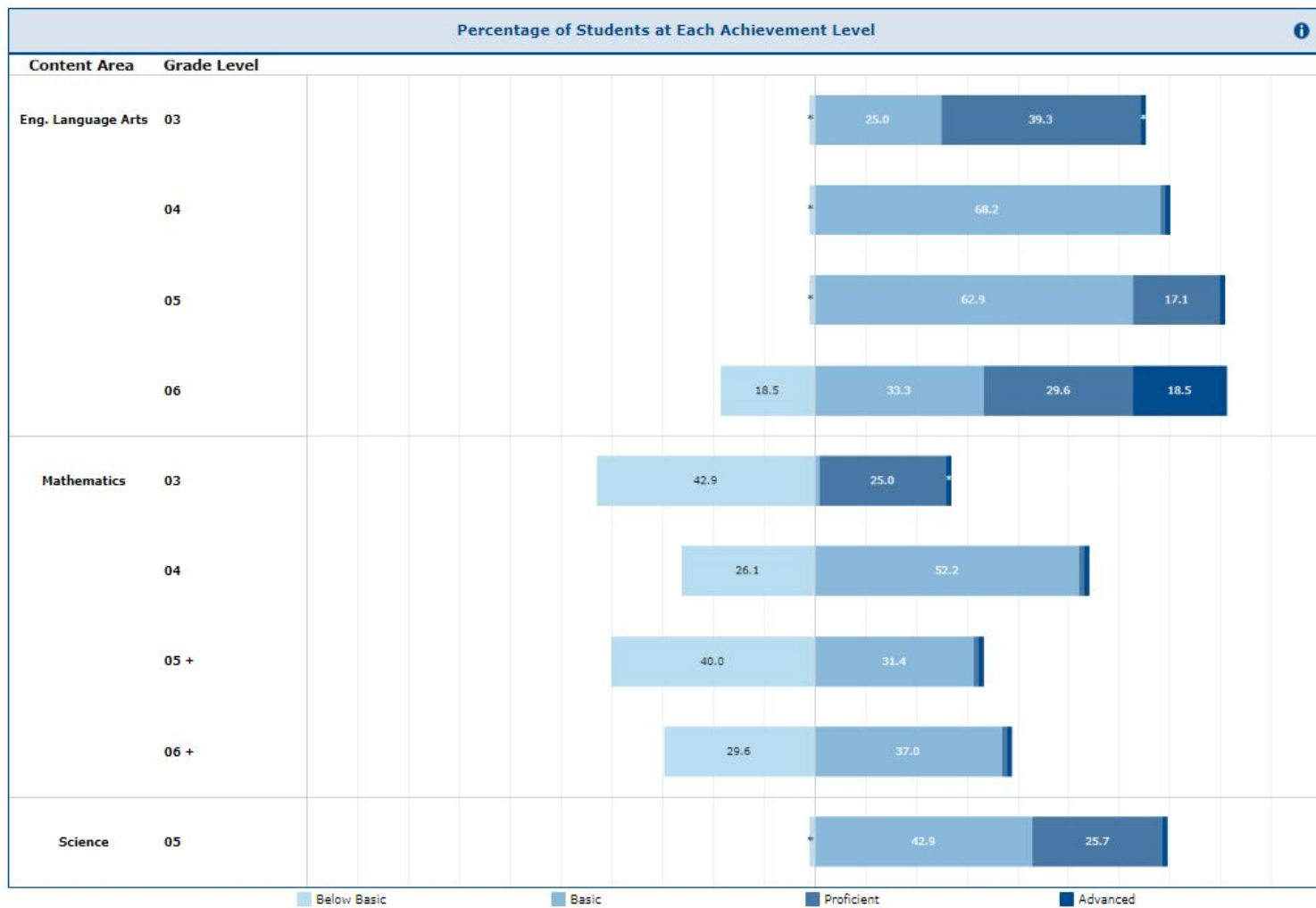
## Plan of Attack:

- Academic Week
  - Identify Growth Areas from ISR's/Individual Student Conferences
  - Student Incentives
  - Detailed Review
  - Reinforcing Lessons/Concepts
  - Monitoring Progress
  - Using Practice Assessments
  - Knowing and Understanding Tools
-

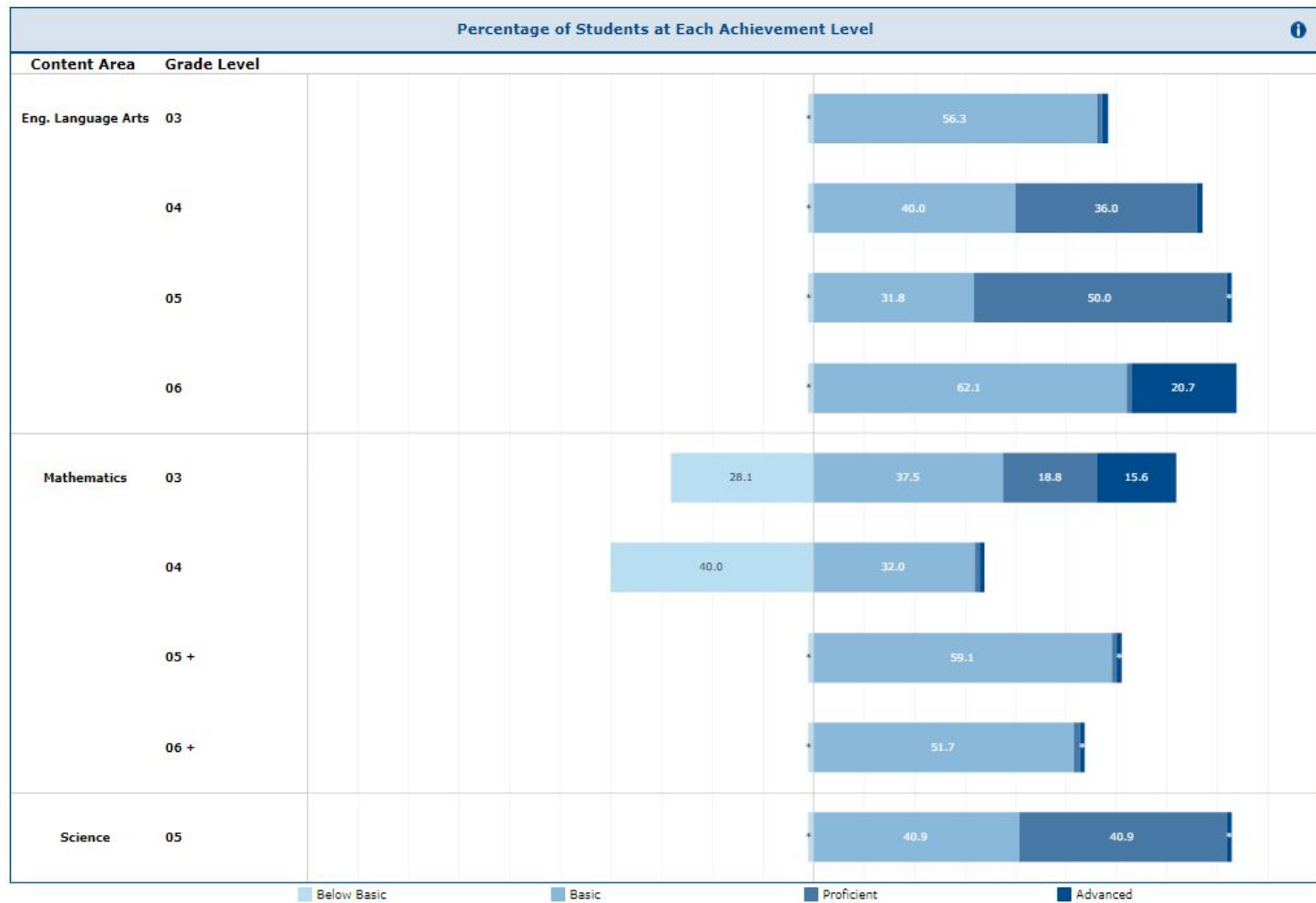
# 3 - 6 MAP Results: 2021-22



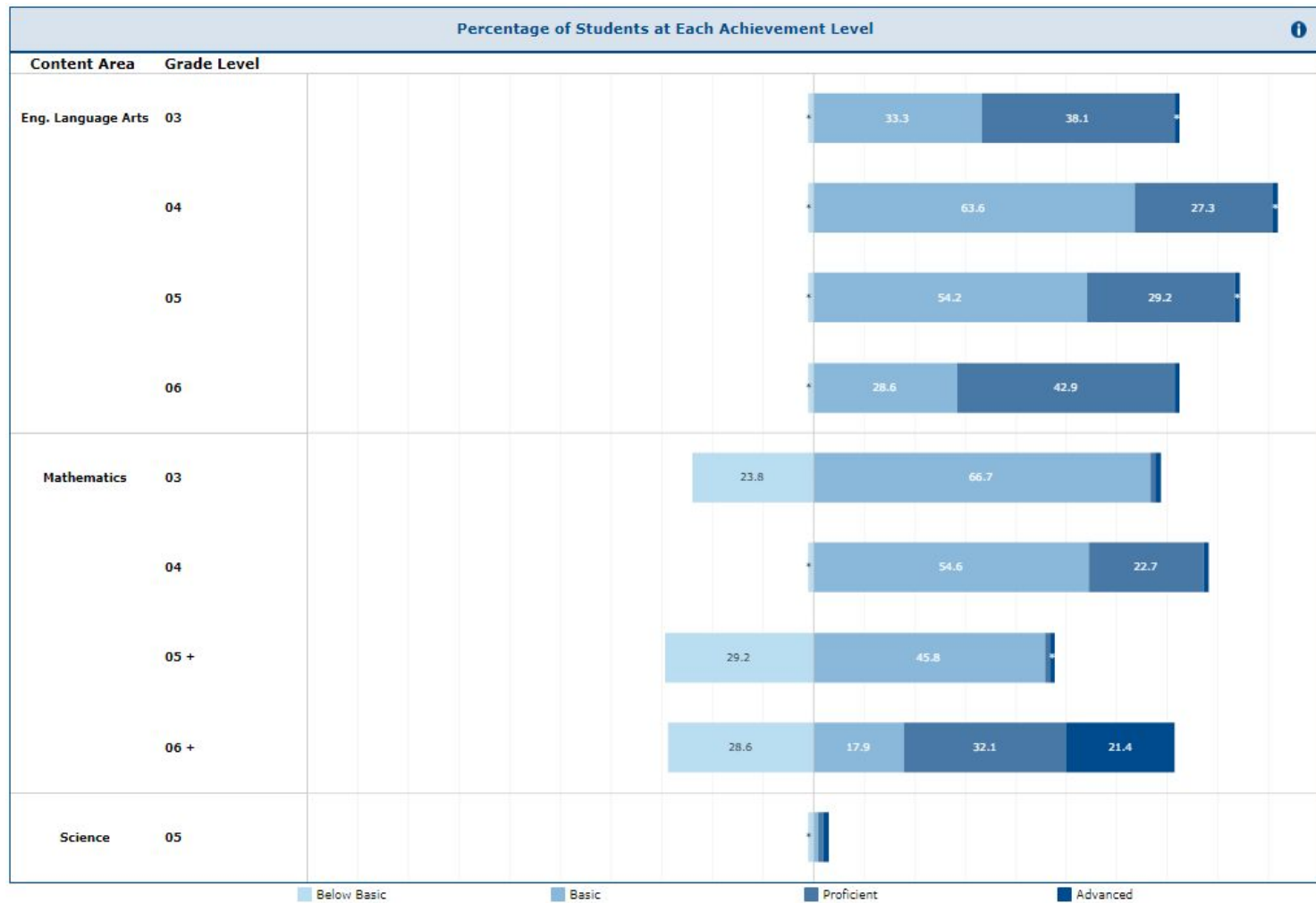
### 3 - 6 MAP Results: 2020-21



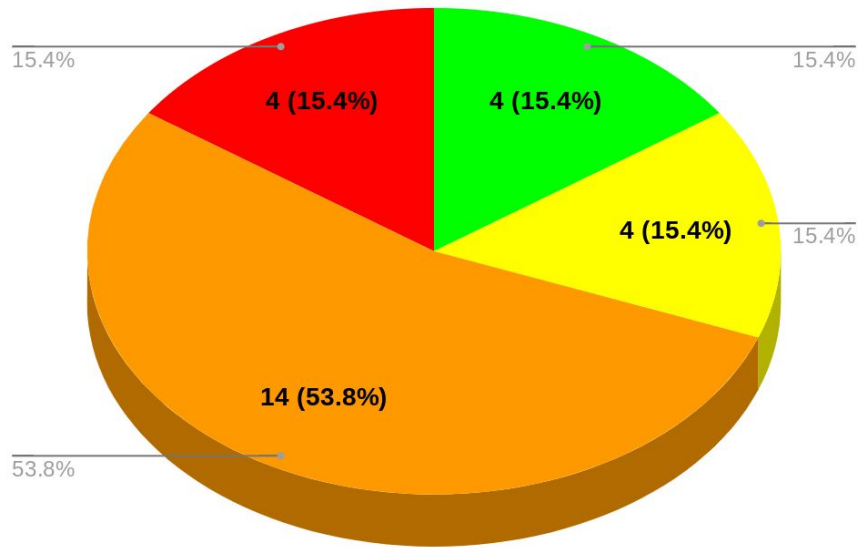
# 3 - 6 MAP Results: 2018-19



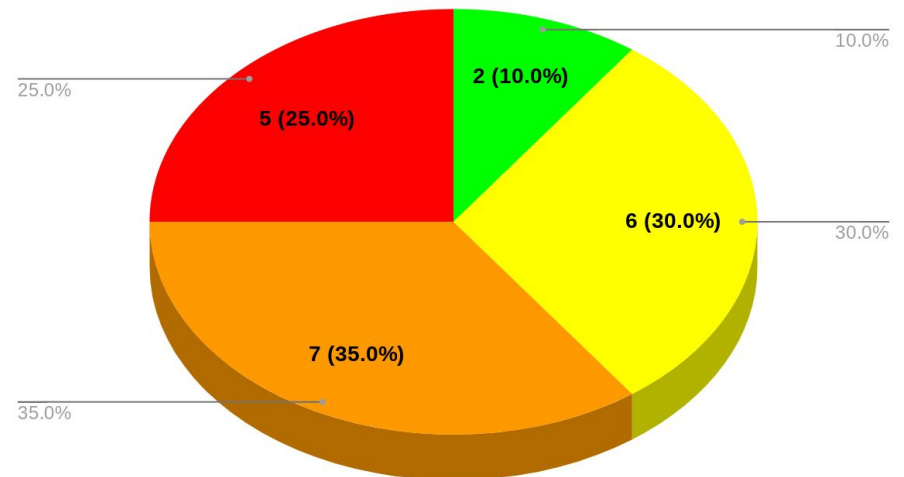
# 3 - 6 MAP Results: 2017-18



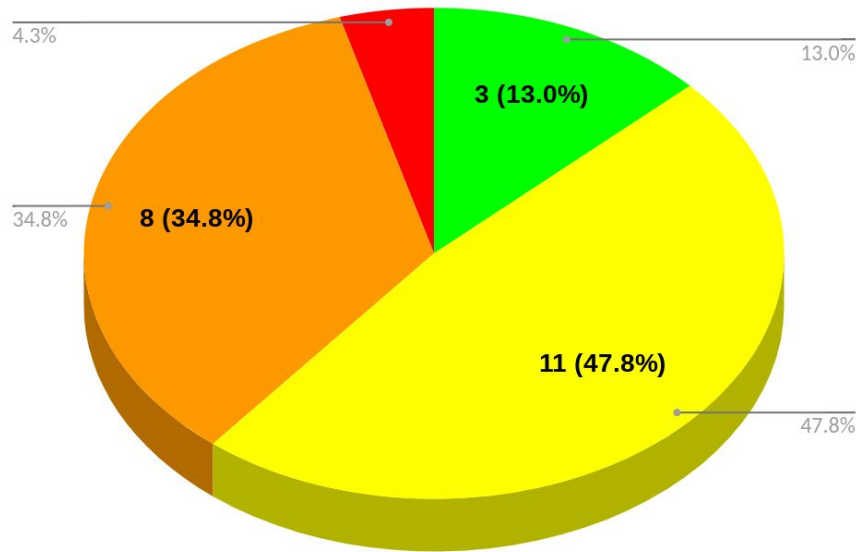
## 7th Grade ELA MAP Score Distribution



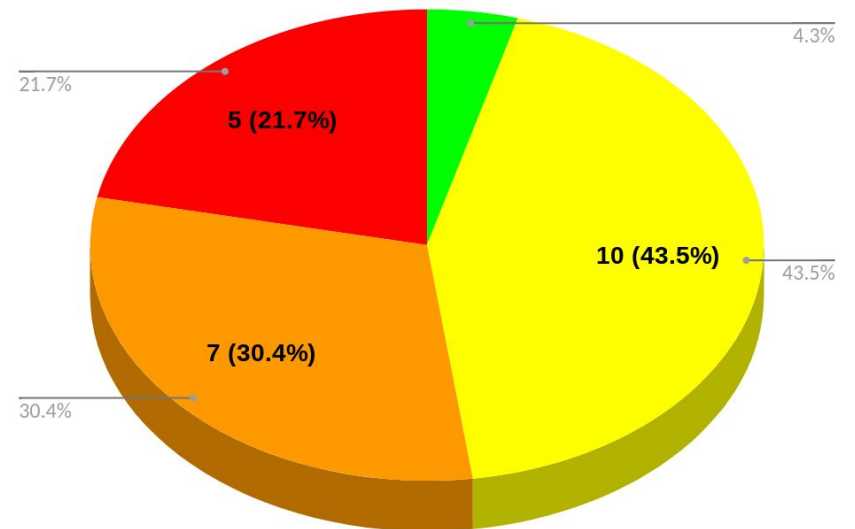
## 8th Grade ELA MAP Score Distribution



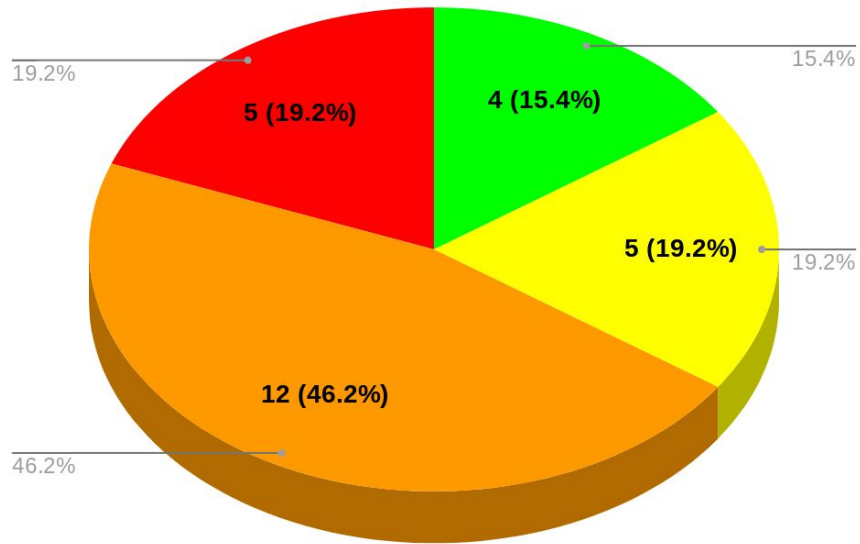
## English I EOC Score Distribution



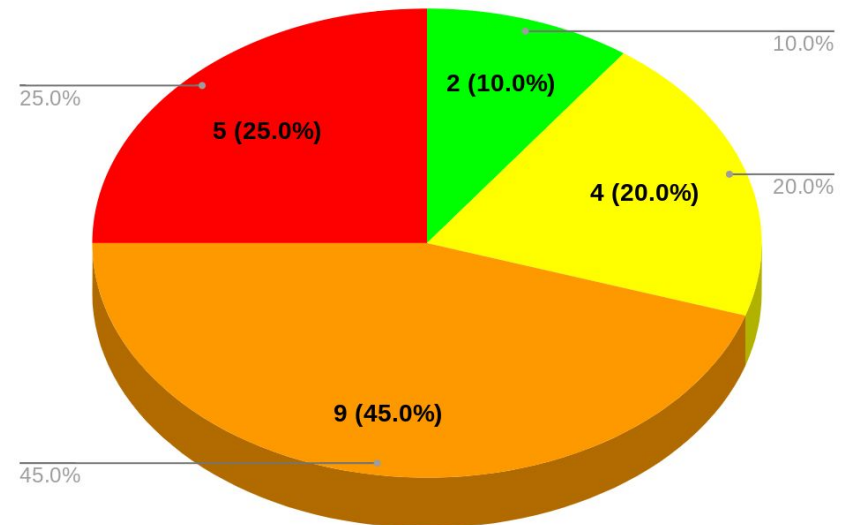
## English II EOC Score Distribution



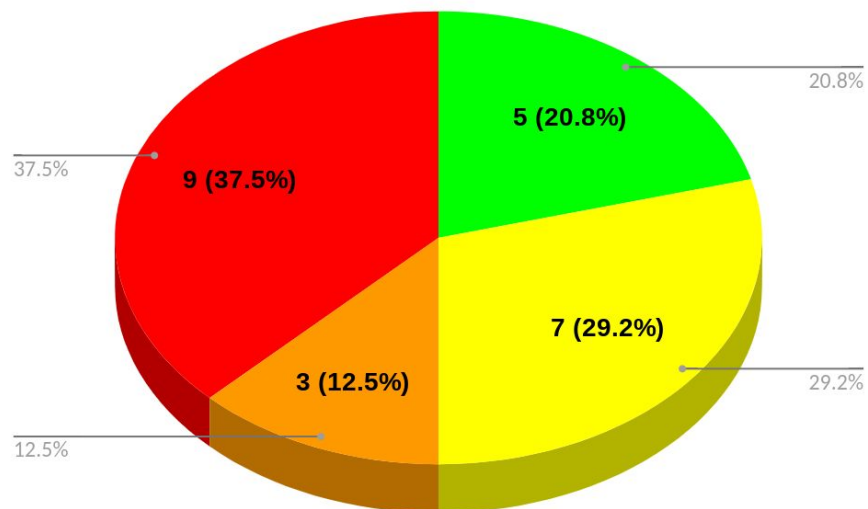
## 7th Grade Math MAP Score Distribution



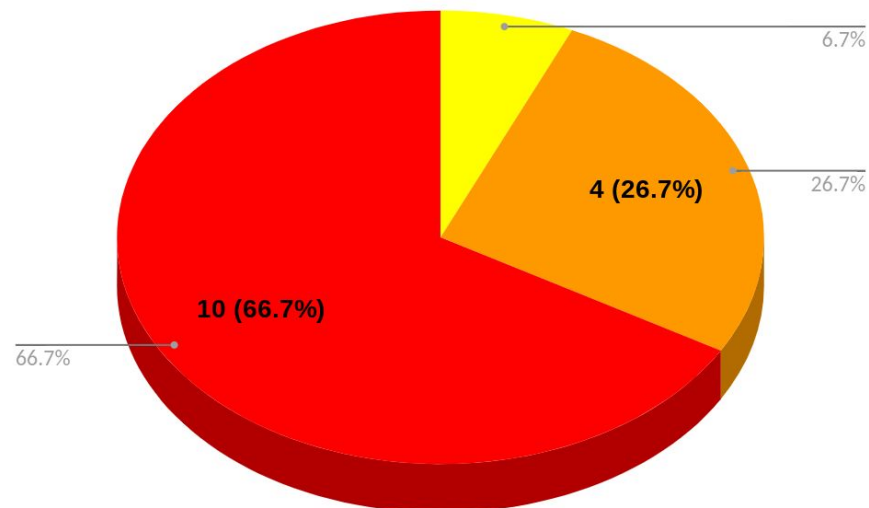
## 8th Grade Math MAP Score Distribution



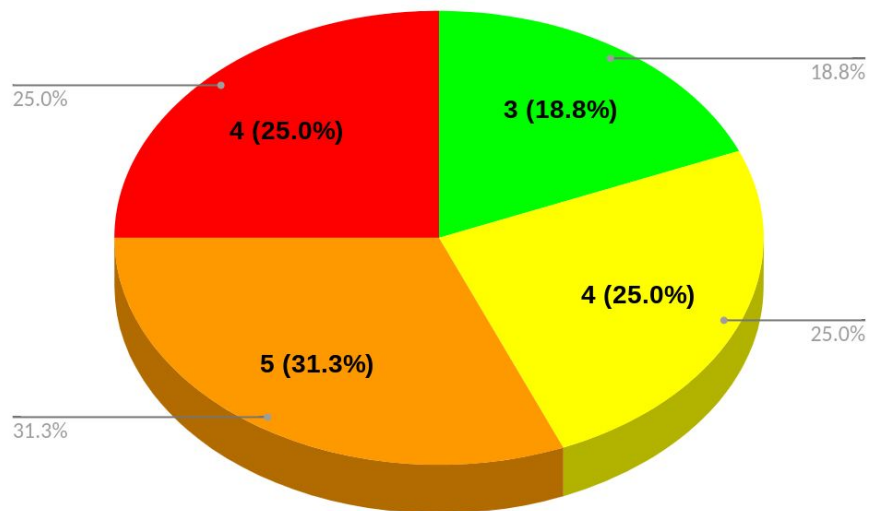
Fall Algebra I EOC Score Distribution



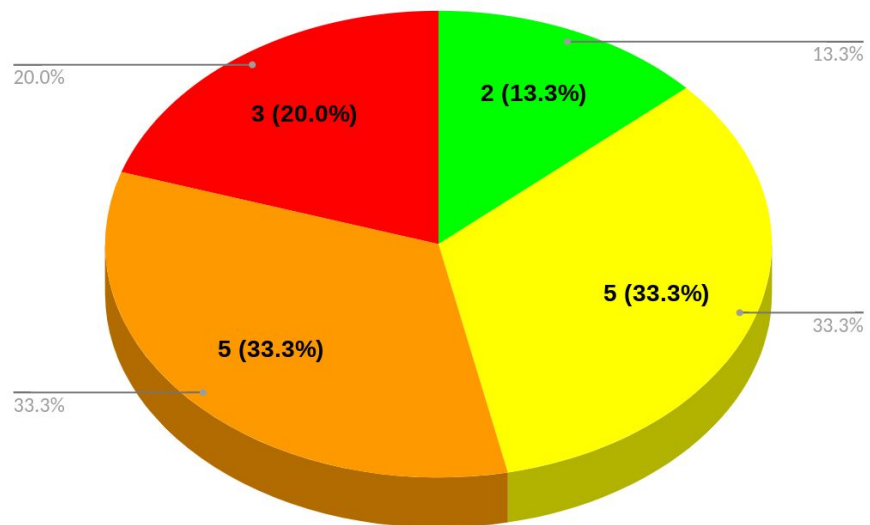
Algebra I EOC Score Distribution



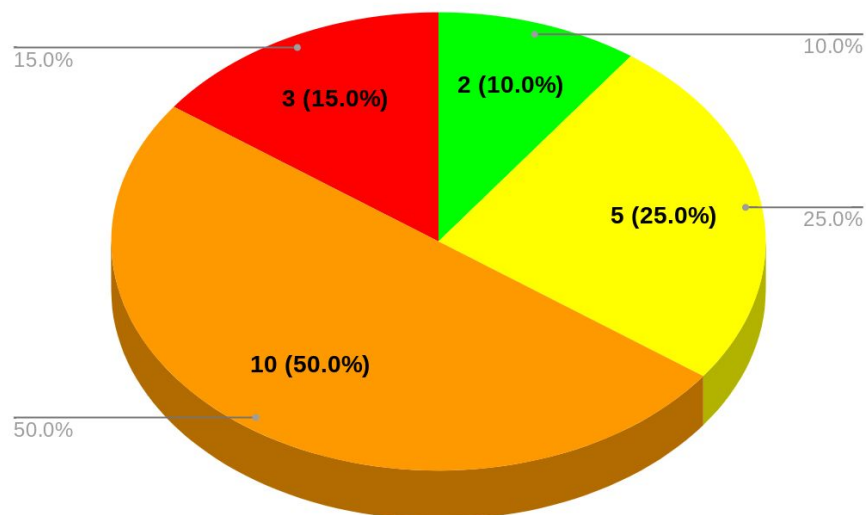
Algebra II EOC Score Distribution



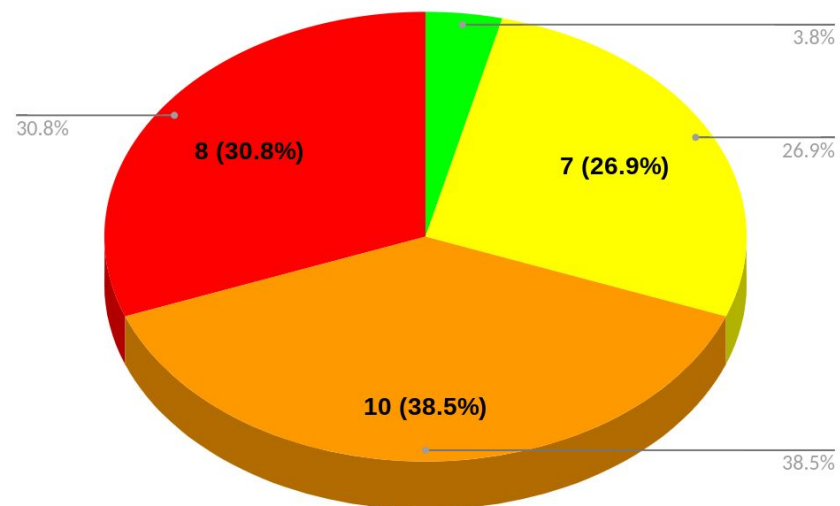
Geometry EOC Score Distribution



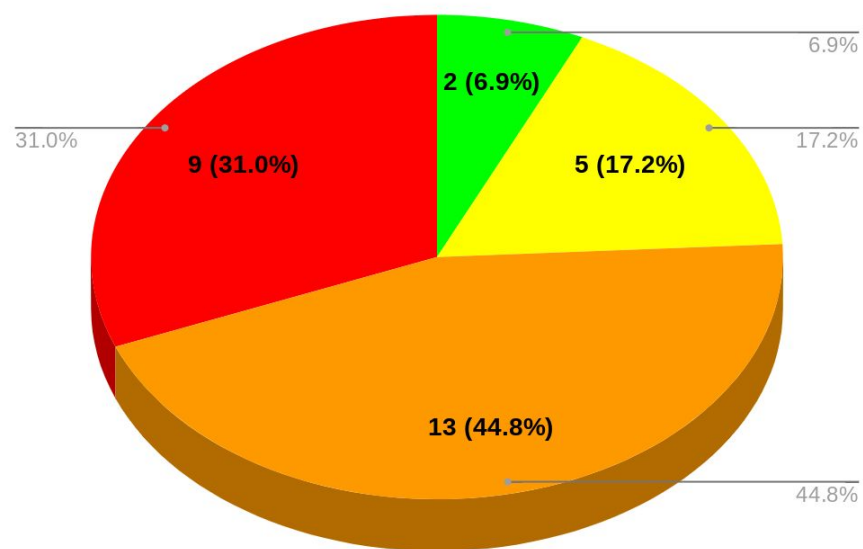
## 8th Grade Science MAP Score Distribution



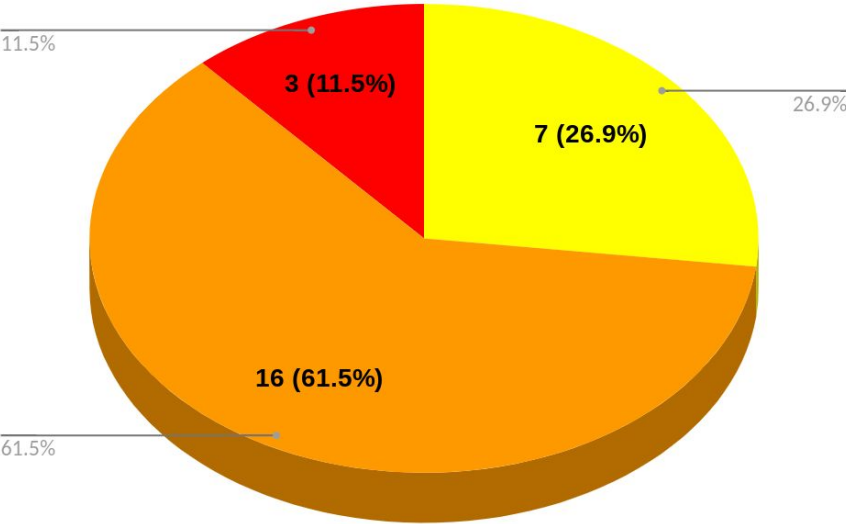
## Biology EOC Score Distribution



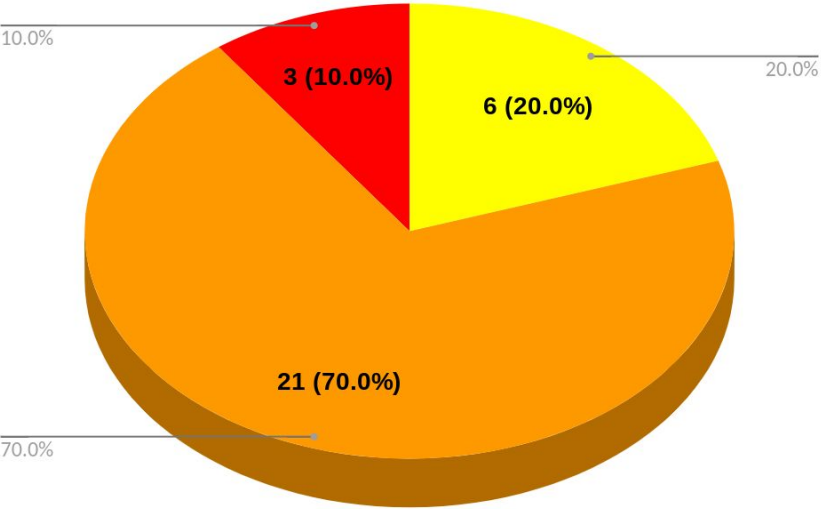
Physical Science EOC Score Distribution



Government EOC Score Distribution



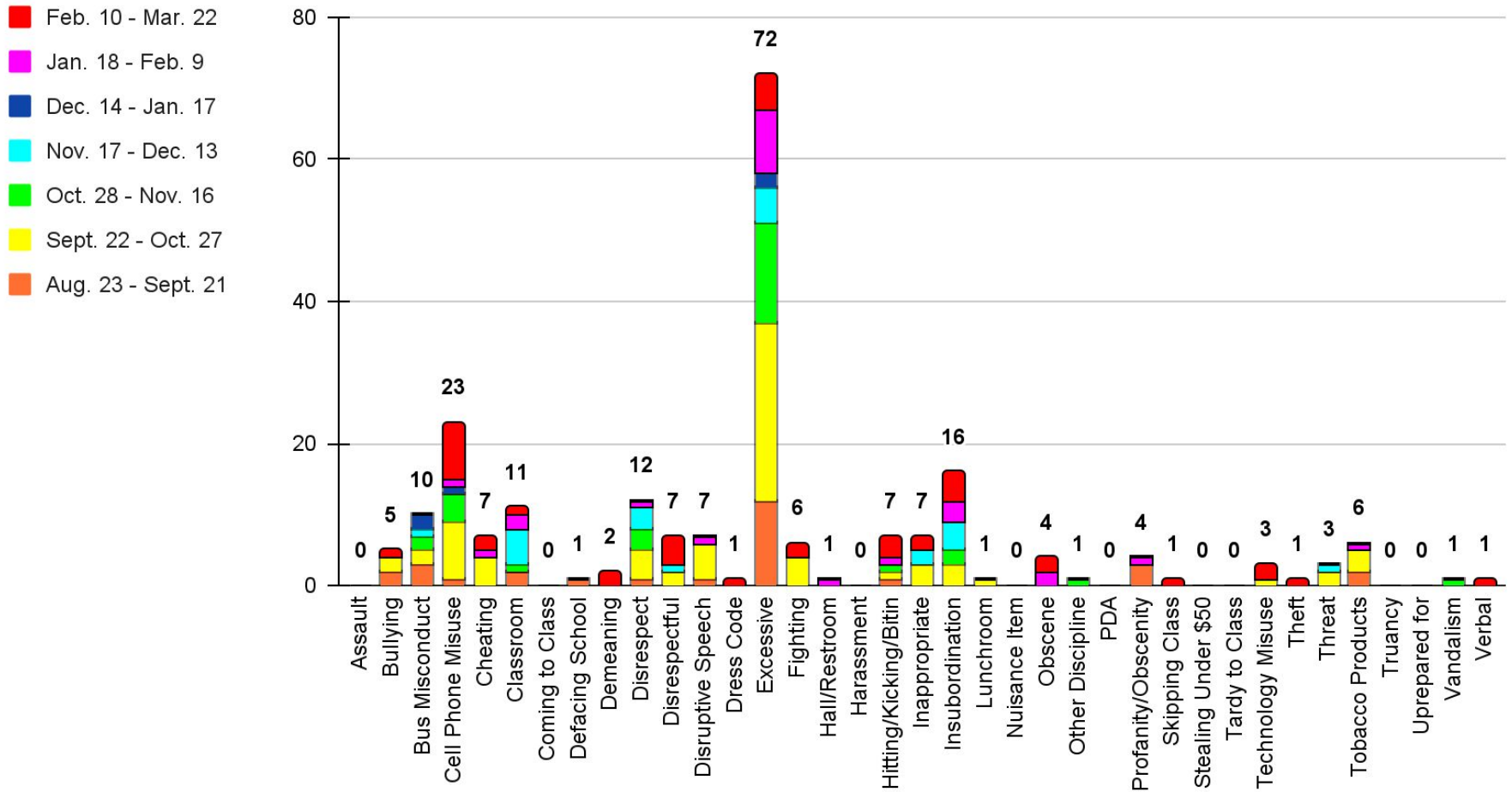
Am. History EOC Score Distribution



# **ADJUSTED APPROACH TO HS EOC and MS MAP**

- Reduce number of EOCs that students will take from 9 to 5
- Four required: American Government, Algebra I, Biology, and English II
- One for data collection: English I
- Look at ISR's for growth and areas of focus
- Student Incentives
- Data collection (progress monitoring) and analysis
- Reinforcing Lessons/Concepts
- Practice assessment items located on DESE website
- Subject collaboration
- Test results made available to staff for analysis

## HS/MS Discipline SY 22 - 23

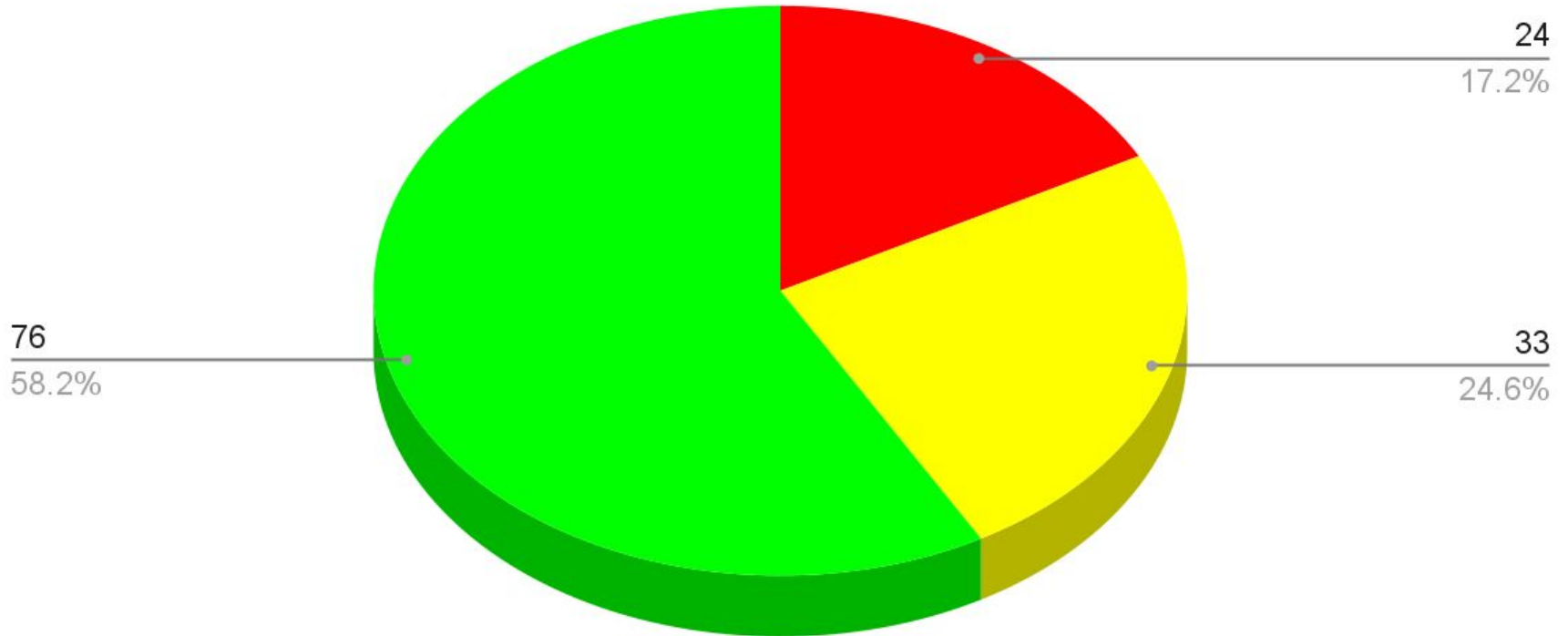


Feb. 16 - Mar. 24, 2022: 40 Events

# Macks Creek MS/HS Response to Intervention (RTI)

(S)uccess, (F)ocus, (E)xplore

## SFE By the Numbers



# Coming Soon!!!

## March

24 - BB v. Hermitage (5:00 p.m.); HS Track @ Osage Invitational (4:00 p.m.)

27 - BB @ Fair Play (5:00 p.m.)

28 - BB v. Stover (5:00 p.m.); MS Track @ Camdenton Laker Warm-Up (4:00 p.m.)

30 - BB v. Humansville (5:00 p.m.); SB @ Conway (5:00 p.m.); HS Track @ Buffalo Invite (4:00 p.m.)

Elementary Perfect Attendance Lunch

31 - Elementary Character Assembly

## April

1 - HS Track @ Russellville Invitational (5:00 p.m.)

3 - BB v. Weaubleau (5:00 p.m.)

4 - BB @ Hermitage (5:00 p.m.)

5 - MS Track @ Skyline MS Invitational (PCL Meet) (4:00 p.m.)

6 - BB @ Walnut Grove (5:00 p.m.); SB v. Dixon (5:00 p.m.); HS Track @ Osceola Invitational (4:00 p.m.)

10 - 15 - BB @ Wheatland Tournament; SB v. Wheatland (5:00 p.m.)

11 - SB @ Morrisville (5:00 p.m.)

12 - HS Track @ Skyline Invitational (PCL Meet) (4:00 p.m.)

13 - HS Track @ Camdenton Laker Relays (4:00 p.m.)

17 - BB @ Stoutland (5:00 p.m.); SB @ Stover (5:00 p.m.)

18 - SB v. Plato (5:00 p.m.); HS Track @ Osage Invitational (4:00 p.m.); MS Track @ Buffalo MS Meet (4:00 p.m.)

20 - BB v. Osage (5:00 p.m.); HS Track @ Jason Pyrah Invitational (Willard) (4:00 p.m.); MS Track @ Osage MS Warpath Relays (4:00 p.m.)